

**Private and Confidential**

9 December 2016

Dear

**FOI Request 14 November 2016**

I write further to my email of 14 November acknowledging receipt of your Freedom of Information Act ("FOIA") request.

**The Request**

Your request is as follows:

1. All emails held by Estyn or the data sets that I have sent to you which you hold, including correspondence with [REDACTED]; and
2. Minutes or recorded outcomes of any meetings held to discuss those emails or data sets.

**Estyn's response**

Under FOIA, Estyn is required to:

1. Confirm or deny whether it holds the information of the description specified in the request; and
2. Communicate the information to the applicant.

I can confirm that Estyn holds the information set out in part 1 of the request and will provide you with the documentation you are seeking. However, in relation to part 2 of your request, Estyn does not hold any minutes of meetings or recorded outcomes of any meetings held to discuss the emails and data sets it received from you.

Whilst Estyn does hold internal email correspondence where your emails and data sets are discussed, Estyn considers that such email correspondence is exempt from release under section 36(2)(b) (i) and (ii) and section 40(2).

### **Section 36(2)(b) – Prejudice to the effective Conduct of Public Affairs**

Section 36 (2) (b) provides that information is exempt if, in the reasonable opinion of a qualified person, disclosure of the information would, or would be likely to inhibit

- (i) the free and frank provision of advice, or
- (ii) the free and frank exchange of views for the purposes of deliberation.

In accordance with the qualified person's opinion and public interest test enclosed, Estyn is relying on s.36(2) (b) (i) and (ii).

If the email correspondence was released into the public domain individuals would or would be likely to be inhibited from providing advice to other members of the Estyn team in relation to certain issues and would be reluctant to have a free and frank exchange of views to deliberate what course of action Estyn wishes to take. It is essential that Estyn employees have a safe space to freely air their views and judgements openly and to challenge and debate the views of others in order to decide on a course of action. Providing the email correspondence would have a chilling effect and would inhibit the free and frank exchange of views and the free and frank provision of advice.

Estyn considers that the public interest in maintaining this exemption and withholding the emails exceeds the public interest in disclosing the emails. The chilling effect concern would, or would be likely to, result in employees being concerned about expressing their opinions and views internally and would therefore impact on Estyn's ability to consider issues fully before deciding on an outcome. This would impair the decision making process of Estyn, which would not be in the public interest and would be detrimental to the public functions of Estyn.

### **Section 40(2) – Personal Information**

The internal emails concerned contain the personal data of Estyn employees. The employees would have an expectation of privacy in relation to the content of the emails and views expressed by them. As such we consider it to be unfair and a breach of the first data protection principle to release these emails.

If you are not satisfied with the decision Estyn has taken regarding your request for Information, you are entitled to request that we review the matter. Your request for a review should be addressed to the Feedback and Complaints Manager, and received no later than 20 working days after the date of this communication. If you are still not satisfied, you also have a right to complain to the information Commissioner, who can be contacted at:


Information Commissioner's Office  
Wycliffe House  
Water Lane  
Wilmslow  
Cheshire  
SK9 5AF

Tel: 01625 545745

Fax: 01624 524510

Email: [enquiries@ico.gsi.gov.uk](mailto:enquiries@ico.gsi.gov.uk)

Yours sincerely



---

**Robert Gairey**  
FOI case officer

## Freedom of Information Act 2000 (FOIA)

**Request for Information relating to:  
Internal email correspondence to discuss emails and data sets received  
from [REDACTED]**

**Record of Public Interest Test relating to Conduct of Public Affairs  
Exemption (section 36)**

### Background

1. As part of the internal review of this case, I consider that the exemption contained in section 36 (2) (b) (i) and/or (ii) FOIA applies to the documents. This exemption applies to information which, in the reasonable opinion of a qualified person, disclosure would, or would be likely to inhibit
  - (i) the free and frank provision of advice, or
  - (ii) the free and frank exchange of views for the purposes of deliberation.
2. As the exemption contained in section 36 of the Act is not one of the 'absolute' exemptions specified in the Act, it was necessary to apply the public interest test in respect of the information which is considered to consist of exempt information under section 36 of the Act. It is only where, in all the circumstances of the case, the public interest in maintaining the exemption outweighs the public interest in disclosing the information, that there is no requirement to disclose the information.
3. This note has been prepared to record the public interest test carried out in respect of this request in the context of the particular circumstances of the request and the exemption being relied upon. While the following sections of this note contains a list of the public interest arguments in favour of disclosing the information and the public interest arguments in favour of maintaining the exemption, the relevant weight to be attached to each of those factors in order to determine where the balance of public



interest lies was a matter for me to determine as the reviewing officer in this case.

#### Public interest arguments in favour of disclosure

- Greater openness and transparency of Estyn's decision making process;
- Greater accountability in relation to decisions made by Estyn.
- It is in the public interest to be able to fully understand the reasons for public authorities' decisions and to present a full picture to the public.

#### Public interest arguments in favour of maintaining the exemption

- There is likelihood that Estyn employees would be likely to be inhibited from providing free and frank advice or from having a free and frank exchange of views for the purposes of deliberation.
- Releasing the information requested into the public domain would have the effect of restricting Estyn's ability to freely provide advice and discussions on the various issues it faces and in turn, this would restrict and suppress Estyn's freedom of expression.
- Future communications and documents would be carefully formulated and phrased and 'toned down', i.e. did not contain anything which could attract criticism or could cause controversy. This would lead to less candid and robust discussions, hard choices being avoided and would hamper decision making to the detriment of Estyn and the wider public in general.
- Releasing the information requested into the public domain would also have the effect of Individuals who are asked for advice being reluctant to do so or would in all likelihood confine their advice to obvious or safe options rather than exploring all options. This would produce a chilling effect.

- Individuals might also be reluctant to put their advice or their views in writing for fear of this being released into the public domain, relying instead on verbal communication which would be open to misinterpretation or forgotten over time.
- This would inhibit Estyn from arriving at robust, measured and fully considered outcomes and would impair the decision making process of Estyn, would be detrimental to the public functions of Estyn and would not be in the public interest.

### Conclusions

4. I recognise the public interest that exists in providing the public with a better understanding of Estyn's decision making process and how Estyn decided on a particular course of action. However, in my view, the need to prevent employees from being inhibited from providing candid advice and exchanging free and frank views on matters to enable Estyn to decide on a course of action, tips the balance in favour of maintaining this exemption and refusing to disclose the information in question. It is essential that employees are able given a safe space to freely air their views, provide opinions and openly challenge and express matters they consider relevant without fearing that these will be released into the public domain.
5. Therefore, having objectively considered the public interest arguments both in favour and against disclosing the information in question and the relevant weight which should be attached to each of them, I have come to the view that the public interest in maintaining the exemption outweighs the public interest in disclosing the particular information in question.
6. Accordingly, I do not support the disclosure of the information which has been identified as exempt information under section 36 of FOIA.

**Robert Gairey**  
**Reviewing Officer**  
**9 December 2016**

---

**From:** [REDACTED]  
**Sent:** 15 April 2011 09:27  
**To:** Feedback  
**Subject:** 2010 Gcse Statistics. Welsh Medium schools.  
**Attachments:** [REDACTED]CSEByMediumWelshSchoolsOnlyREVISED8\_4\_11.xls;  
[REDACTED]SEByMediumWelshSchoolsOnly\_08\_04\_11.xls

[REDACTED]

Dear Sir,

Statswales prepares data sets for me to trace the academic attainment levels of pupils in Welsh Medium schools. (2010 definition including bilingual to CH).

The 2010 results show a disturbing drop in the attainment levels of pupils taking GCSE through the medium of English from Welsh Medium Schools. This is particularly marked in Girls results.

I attach the data sets for the last two years.

Can you offer me your analysis and explanation for this difference in results between those taking exams through the medium of Welsh and those taking them through the medium of English from the same set of schools?

Regards,  
[REDACTED]

---

This email has been scanned by the MessageLabs Email Security System.  
For more information please visit <http://www.messagelabs.com/email>

---

**GCSE: entries and results by medium of examination (pupils aged 15 only), Welsh medium schools, 2008/09 (a) (b) (c)**

**TGAU: cofrestrïadau a chanlyniadau yn ôl cyfrwng yr arholiad (disgyblion 15 oed yn unig), Ysgolion Cyfrwng Cymraeg, 2008/09 (a) (b) (c)**

	Number of entries	Percentage of entries achieved at grade: Canran y cofrestrïadau fesul gradd:										No graded result Dim gradd wedi'i dyfarnu	
		A*	A	B	C	D	E	F	G	A*-C	A*-G		
<b>Pupils:</b>													<b>Disgyblion:</b>
Medium of Welsh	22,264	8	16	21	29	14	6	4	2	74	99	1	Cyfrwng Cymraeg
Medium of English	17,453	8	15	21	29	15	7	4	1	73	99	1	Cyfrwng Saesneg
Percentage of entries and grades through the medium of Welsh	56	56	57	57	56	54	55	57	60	56	56	61	Canran y cofrestrïadau pwnc a'r graddau drwy gyfrwng y Gymraeg
<b>Boys :</b>													<b>Bechgyn:</b>
Medium of Welsh	10,169	7	14	20	30	15	7	4	2	71	99	1	Cyfrwng Cymraeg
Medium of English	8,544	7	13	19	30	16	8	4	2	69	99	1	Cyfrwng Saesneg
Percentage of entries and grades through the medium of Welsh	54	55	55	56	54	52	53	53	58	55	54	64	Canran y cofrestrïadau pwnc a'r graddau drwy gyfrwng y Gymraeg
<b>Girls:</b>													<b>Merched:</b>
Medium of Welsh	12,095	9	18	22	28	13	6	3	1	76	99	1	Cyfrwng Cymraeg
Medium of English	8,909	9	17	22	28	13	6	3	1	76	99	1	Cyfrwng Saesneg
Percentage of entries and grades through the medium of Welsh	58	56	59	57	58	56	56	61	61	58	58	57	Canran y cofrestrïadau pwnc a'r graddau drwy gyfrwng y Gymraeg

(a) Maintained secondary schools only.

(b) Medium of examination for boards other than the WJEC is not available, but is assumed to be English.

(c) Only include subjects which could be entered through the medium of Welsh or English (Figures do not include entries in English, English Literature, Welsh Language, Welsh Second Language, Welsh Literature).

(a) Ysgolion Uwchradd a gynhelir

(b) Nid yw'r cyfrwng arholi ar gyfer byrddau heblaw CBAC ar gael ond tybir mai Saesneg ydyw.

(c) Dim ond yn cynnwys pynciau y gellid eu hymgeisio trwy gyfrwng y Gymraeg neu'r Saesneg (Nid yw'r ffigyrau yn cynnwys Saesneg, Saesneg Llenyddiaeth, Cymraeg, Cymraeg Ail Iaith, Llenyddiaeth Gymraeg).

**GCSE: entries and results by medium of examination (pupils aged 15 only), Welsh medium schools, 2009/10 (a) (b) (c)**

**TGAU: cofrestrïadau a chanlyniadau yn ôl cyfrwng yr arholiad (disgyblion 15 oed yn unig), Ysgolion Cyfrwng Cymraeg, 2009/10 (a) (b) (c)**

	Number of entries	Percentage of entries achieved at grade: Canran y cofrestrïadau fesul gradd:										No graded result Dim gradd wedi'i dyfarnu	
		A*	A	B	C	D	E	F	G	A*-C	A*-G		
<b>Pupils:</b>													<b>Disgyblion:</b>
Medium of Welsh	23,196	8	17	21	28	13	6	3	1	75	99	1	Cyfrwng Cymraeg
Medium of English	18,353	7	15	20	29	16	8	4	1	71	99	1	Cyfrwng Saesneg
Percentage of entries and grades through the medium of Welsh	56	61	59	58	55	52	51	54	56	57	56	49	Canran y cofrestrïadau pwnc a'r graddau drwy gyfrwng y Gymraeg
<b>Boys :</b>													<b>Bechgyn:</b>
Medium of Welsh	10,759	7	15	20	30	15	7	4	2	72	99	1	Cyfrwng Cymraeg
Medium of English	9,173	6	14	19	30	17	8	4	2	69	99	1	Cyfrwng Saesneg
Percentage of entries and grades through the medium of Welsh	54	58	56	55	53	52	51	54	54	55	54	48	Canran y cofrestrïadau pwnc a'r graddau drwy gyfrwng y Gymraeg
<b>Girls:</b>													<b>Merched:</b>
Medium of Welsh	12,437	9	19	22	27	12	6	3	1	77	99	1	Cyfrwng Cymraeg
Medium of English	9,180	8	16	21	28	15	7	3	1	72	99	1	Cyfrwng Saesneg
Percentage of entries and grades through the medium of Welsh	58	62	61	59	57	52	52	54	59	59	58	50	Canran y cofrestrïadau pwnc a'r graddau drwy gyfrwng y Gymraeg

- (a) Maintained secondary schools only.
- (b) Medium of examination for boards other than the WJEC is not available, but is assumed to be English.
- (c) Only include subjects which could be entered through the medium of Welsh or English (Figures do not include entries in English, English Literature, Welsh Language, Welsh Second Language, Welsh Literature).

- (a) Ysgolion Uwchradd a gynhelir
- (b) Nid yw'r cyfrwng arholi ar gyfer byrddau heblaw CBAC ar gael ond tybir mai Saesneg ydyw.
- (c) Dim ond yn cynnwys pynciau y gellid eu hymgeisio trwy gyfrwng y Gymraeg neu'r Saesneg (Nid yw'r ffigyrau yn cynnwys Saesneg, Saesneg Llenyddiaeth, Cymraeg, Cymraeg Ail Iaith, Llenyddiaeth Gymraeg).

**GCSE: entries and results by medium of examination (pupils aged 15 only), Welsh medium schools, 2009/10 (a) (b) (c)**

**TGAU: cofrestrïadau a chanlyniadau yn ôl cyfrwng yr arholiad (disgyblion 15 oed yn unig), Ysgolion Cyfrwng Cymraeg, 2009/10 (a) (b) (c)**

	Number of entries	Percentage of entries achieved at grade: Canran y cofrestrïadau fesul gradd:										No graded result Dim gradd wedi'i dyfarnu		
		A*	A	B	C	D	E	F	G	A*-C	A*-G			
<b>Pupils:</b>														<b>Disgyblion:</b>
Medium of Welsh	23,196	8	17	21	28	13	6	3	1	75	99	1	Cyfrwng Cymraeg	
Medium of English	18,353	7	15	20	29	16	8	4	1	71	99	1	Cyfrwng Saesneg	
Percentage of entries and grades through the medium of Welsh	56	61	59	58	55	52	51	54	56	57	56	49	Canran y cofrestrïadau pwnc a'r graddau drwy gyfrwng y Gymraeg	
<b>Boys :</b>													<b>Bechgyn:</b>	
Medium of Welsh	10,759	7	15	20	30	15	7	4	2	72	99	1	Cyfrwng Cymraeg	
Medium of English	9,173	6	14	19	30	17	8	4	2	69	99	1	Cyfrwng Saesneg	
Percentage of entries and grades through the medium of Welsh	54	58	56	55	53	52	51	54	54	55	54	48	Canran y cofrestrïadau pwnc a'r graddau drwy gyfrwng y Gymraeg	
<b>Girls:</b>													<b>Merched:</b>	
Medium of Welsh	12,437	9	19	22	27	12	6	3	1	77	99	1	Cyfrwng Cymraeg	
Medium of English	9,180	8	16	21	28	15	7	3	1	72	99	1	Cyfrwng Saesneg	
Percentage of entries and grades through the medium of Welsh	58	62	61	59	57	52	52	54	59	59	58	50	Canran y cofrestrïadau pwnc a'r graddau drwy gyfrwng y Gymraeg	

(a) Maintained secondary schools only.

(b) Medium of examination for boards other than the WJEC is not available, but is assumed to be English.

(c) Only include subjects which could be entered through the medium of Welsh or English (Figures do not include entries in English, English Literature, Welsh Language, Welsh Second Language, Welsh Literature).

(a) Ysgolion Uwchradd a gynhelir

(b) Nid yw'r cyfrwng arholi ar gyfer byrddau heblaw CBAC ar gael ond tybir mai Saesneg ydyw.

(c) Dim ond yn cynnwys pynciau y gellid eu hymgeisio trwy gyfrwng y Gymraeg neu'r Saesneg (Nid yw'r ffigyrau yn cynnwys Saesneg, Saesneg Llenyddiaeth, Cymraeg, Cymraeg Ail Iaith, Llenyddiaeth Gymraeg).

Subject:

FW: 2010 Gcse Statistics. Welsh Medium schools.

Sent from my iPhone

On 19 Apr 2011, at 18:31,

→ Thank you for your reply. Some of what you say may be relevant but if you look at the two sets of statistics you will see that the earlier set show virtually identical gcse attainment for pupils taking exams through the medium of Welsh and pupils taking exams through the medium of English.

>

> What I was asking you to consider was the possible link between the increase in the numbers of pupils in Welsh Medium (and bilingual) schools and a sudden marked divergence in the attainment of the two sets of pupils, those taking exams through the medium of Welsh and those taking exams through the medium of English in the same group of schools.

>

> As you know, WM schools have a high attainment level at GCSE linked to  
> the fact that 85% of WM schools have levels of Free school meals lower  
> than 15% whilst only 43% of EM schools fall into this bracket,  
> nevertheless the rate of improvement of WM schools has lagged behind  
> the rate of improvement of EM schools in each benchmark category ;

>

> Between 2004 and 2010	WM	EM
> Up to 10% FSMs	+8%	+11%
> 10% to 15%	+10%	+11%
> 15% to 20%	+7%	+9%
> 20% to 30%	-13% (1School)	+8%
> 30%+	No Schools	+7%

>

> Apart from the difficulties faced by EM schools attendant on having high numbers of children on FSMs (overall secondary schools; EM 10%FSM's EM 20% FSMs) English medium secondary schools have three times the number of ethnic minority pupils and in areas such as Cardiff the difference is far greater; The WM schools have just over 6% ethnic minority pupils whilst the Cardiff EM schools have 22%. A far greater percentage of ethnic minority in EM schools are EAL pupils and this has a marked effect on school GCSE statistics.

>

> I wondered if the stats this year perhaps show what is happening to cause WM schools to perform at a lower level than circumstances in those schools would suggest should be the case.

>

> Regards,

[REDACTED]

---

**From:**

**Sent:**

[REDACTED]  
20 June 2012 12:19

**To:**

Feedback

**Subject:**

Literacy at KS3 FAO [REDACTED]

**Attachments:**

[REDACTED]

[REDACTED]

[REDACTED]

Dear [REDACTED]

I think that there is one repeated comment in your report on literacy that, although literally true, gives a misleading impression. You state that Welsh first language has the highest assessment score of all core subjects at KS3. This is true but fails to take into account the very different socio economic backgrounds of pupils in Welsh Medium schools where Welsh first language is assessed. To make a proper comparison you should only compare Welsh first language assessments with core subjects assessed in secondary schools with less than 18% on free school Meals. This takes in 100% of Welsh Medium schools and 48% of English medium schools. I have attached a data set so that you can see that, far from being the outstanding subject at KS3, Welsh first Language has the lowest score at every benchmark. It should also be taken into account that pupils taking Welsh first language from within Welsh Medium schools are less likely to be on Free school Meals than their peers not taking Welsh first language from within the same schools. I attach a data set showing the actual FSM entitlement of pupils taking two subjects at GCSE from within WM secondary schools in 2011. I think that it isn't unreasonable to extrapolate this data to infer that those taking maths or science through the medium of Welsh are also representative of pupils being assessed in Welsh first language at the same groups of schools. You can see from this that pupils taking Welsh L1 in WM schools average about 7.5% on Free school meals. As a cohort it wouldn't be unreasonable to expect 87% to reach level5 + but the actual figure is 81%.

Regards,

---

This email has been scanned by the Symantec Email Security.cloud service.  
For more information please visit <http://www.symanteccloud.com>

---



**Key Stage 3, All Schools, 2011**

**Cyfnod Allweddol 3, Pob Ysgol, 2011**

All benchmarks are based on the percentage of pupils achieving the expected level or above (Level 5+)

Mae'r holl gwarteli wedi'u seilio ar y canran o ddisgyblion sy'n cyrraedd y lefel disgwylidig (Lefel 5+)

ALL SCHOOLS: Schools with up to 6 per cent eligible for FSM				POB YSGOL: Ysgolion â hyd at 6 y cant yn gymwys i gael PYD			
	Number of schools Nifer o ysgolion	Lower Quartile Chwartel Isaf	Median Canolrif	Upper Quartile Chwartel Uchaf			
<b>CORE SUBJECTS</b>						<b>PYNCIAU CRAIDD</b>	
English	16	89	90	91			Saesneg
Welsh First Language	4	90	91	92			Cymraeg Iaith Gyntaf
Mathematics	16	90	91	93			Mathemateg
Science	16	90	93	96			Gwyddoniaeth
Core Subject Indicator	16	83	86	87			Dangosydd Pynciau Craidd
<b>NON-CORE SUBJECTS</b>						<b>PYNCIAU DI-GRAIDD</b>	
Art	16	91	94	96			Celf
Design & Technology	16	89	95	97			Dylunio a Thechnoleg
Geography	16	89	91	94			Daearyddiaeth
History	16	90	92	95			Hanes
Information Technology	16	95	96	98			Technoleg Gwybodaeth
Modern Foreign Language	16	80	84	88			Iaith Dramor Fodern
Music	16	92	93	95			Cerddoriaeth
Physical Education	16	84	89	92			Addysg Gorfforol
Welsh Second Language	14	76	78	81			Cymraeg Ail Iaith
<b>ALL SCHOOLS: Schools with over 6 per cent and up to 9 per cent</b>				<b>POB YSGOL: Ysgolion â mwy na 6 y cant a hyd at 9 y cant yn gymwys i gael PYD</b>			
	Number of schools Nifer o ysgolion	Lower Quartile Chwartel Isaf	Median Canolrif	Upper Quartile Chwartel Uchaf			
<b>CORE SUBJECTS</b>						<b>PYNCIAU CRAIDD</b>	
English	29	83	87	88			Saesneg
Welsh First Language	20	81	86	90			Cymraeg Iaith Gyntaf
Mathematics	29	83	86	88			Mathemateg
Science	29	87	89	91			Gwyddoniaeth
Core Subject Indicator	29	78	80	83			Dangosydd Pynciau Craidd
<b>NON-CORE SUBJECTS</b>						<b>PYNCIAU DI-GRAIDD</b>	
Art	29	90	92	94			Celf
Design & Technology	29	89	92	94			Dylunio a Thechnoleg
Geography	29	86	89	93			Daearyddiaeth
History	29	87	89	92			Hanes
Information Technology	29	93	95	98			Technoleg Gwybodaeth
Modern Foreign Language	29	78	82	87			Iaith Dramor Fodern
Music	29	84	88	91			Cerddoriaeth
Physical Education	29	84	88	90			Addysg Gorfforol
Welsh Second Language	20	71	76	81			Cymraeg Ail Iaith

ALL SCHOOLS: Schools with over 9 per cent and up to 12 per cent					POB YSGOL: Ysgolion â mwy na 9 y cant a hyd at 12 y cant yn gymwys i gael PYD				
	Number of schools Nifer o ysgolion		Lower Quartile Chwartel Isaf		Median Canolrif		Upper Quartile Chwartel Uchaf		
<i>CORE SUBJECTS</i>									<i>PYNCIAU CRAIDD</i>
English	34		81		83		87		Saesneg
Welsh First Language	19		78		80		85		Cymraeg Iaith Gyntaf
Mathematics	34		81		84		86		Mathemateg
Science	34		85		86		90		Gwyddoniaeth
Core Subject Indicator	34		73		76		79		Dangosydd Pynciau Craidd
<i>NON-CORE SUBJECTS</i>									<i>PYNCIAU DI-GRAIDD</i>
Art	34		85		91		93		Celf
Design & Technology	34		82		87		92		Dylunio a Thechnoleg
Geography	34		82		85		89		Daearyddiaeth
History	34		83		85		90		Hanes
Information Technology	34		85		88		93		Technoleg Gwybodaeth
Modern Foreign Language	34		71		76		82		Iaith Dramor Fodern
Music	34		83		87		90		Cerddoriaeth
Physical Education	34		82		84		88		Addysg Gorfforol
Welsh Second Language	28		68		75		79		Cymraeg Ail Iaith

ALL SCHOOLS: Schools with over 12 per cent and up to 15 per cent					POB YSGOL: Ysgolion â mwy na 12 y cant a hyd at 15 y cant yn gymwys i gael				
	Number of schools Nifer o ysgolion		Lower Quartile Chwartel Isaf		Median Canolrif		Upper Quartile Chwartel Uchaf		
<i>CORE SUBJECTS</i>									<i>PYNCIAU CRAIDD</i>
English	31		75		80		82		Saesneg
Welsh First Language	14		75		79		83		Cymraeg Iaith Gyntaf
Mathematics	31		80		82		86		Mathemateg
Science	31		81		84		87		Gwyddoniaeth
Core Subject Indicator	31		69		73		76		Dangosydd Pynciau Craidd
<i>NON-CORE SUBJECTS</i>									<i>PYNCIAU DI-GRAIDD</i>
Art	31		84		88		91		Celf
Design & Technology	31		81		86		90		Dylunio a Thechnoleg
Geography	31		79		83		87		Daearyddiaeth
History	31		79		82		84		Hanes
Information Technology	31		82		88		93		Technoleg Gwybodaeth
Modern Foreign Language	31		71		78		83		Iaith Dramor Fodern
Music	31		80		86		90		Cerddoriaeth
Physical Education	31		77		80		86		Addysg Gorfforol
Welsh Second Language	25		62		66		73		Cymraeg Ail Iaith

ALL SCHOOLS: Schools with over 15 per cent and up to 18 per cent					POB YSGOL: Ysgolion â mwy na 15 y cant a hyd at 18 y cant yn gymwys i gael				
	Number of schools Nifer o ysgolion		Lower Quartile Chwartel Isaf		Median Canolrif		Upper Quartile Chwartel Uchaf		

<i>CORE SUBJECTS</i>							<i>PYNCIAU CRAIDD</i>
English	26	73	76	80			Saesneg
Welsh First Language	10	74	76	82			Cymraeg Iaith Gyntaf
Mathematics	26	75	77	80			Mathemateg
Science	26	78	79	82			Gwyddoniaeth
Core Subject Indicator	26	64	68	71			Dangosydd Pynciau Craidd
<i>NON-CORE SUBJECTS</i>							<i>PYNCIAU DI-GRAIDD</i>
Art	26	78	83	86			Celf
Design & Technology	26	78	82	87			Dylunio a Thechnoleg
Geography	26	74	78	84			Daearyddiaeth
History	26	73	80	84			Hanes
Information Technology	26	80	84	88			Technoleg Gwybodaeth
Modern Foreign Language	26	67	71	75			Iaith Dramor Fodern
Music	26	73	79	85			Cerddoriaeth
Physical Education	26	73	78	81			Addysg Gorfforol
Welsh Second Language	22	62	67	76			Cymraeg Ail Iaith

ALL SCHOOLS: Schools with over 18 per cent eligible for FSM				POB YSGOL: Ysgolion â mwy na 18 y cant yn gymwys i gael PYD			
	<i>Number of schools Nifer o ysgolion</i>	Lower Quartile Chwartel Isaf	Median Canolrif	Upper Quartile Chwartel Uchaf			
<i>CORE SUBJECTS</i>							<i>PYNCIAU CRAIDD</i>
English	86	63	69	73			Saesneg
Welsh First Language	3	79	80	90			Cymraeg Iaith Gyntaf
Mathematics	86	68	72	75			Mathemateg
Science	86	70	73	79			Gwyddoniaeth
Core Subject Indicator	86	54	59	64			Dangosydd Pynciau Craidd
<i>NON-CORE SUBJECTS</i>							<i>PYNCIAU DI-GRAIDD</i>
Art	86	68	76	84			Celf
Design & Technology	86	70	76	81			Dylunio a Thechnoleg
Geography	86	64	71	75			Daearyddiaeth
History	86	65	71	75			Hanes
Information Technology	86	70	78	85			Technoleg Gwybodaeth
Modern Foreign Language	86	51	62	70			Iaith Dramor Fodern
Music	86	69	75	81			Cerddoriaeth
Physical Education	86	65	73	79			Addysg Gorfforol
Welsh Second Language	86	51	58	66			Cymraeg Ail Iaith

ALL SECONDARY SCHOOLS				POB YSGOL UWCHRADD			
	<i>Number of schools Nifer o ysgolion</i>	Lower Quartile Chwartel Isaf	Median Canolrif	Upper Quartile Chwartel Uchaf			
<i>CORE SUBJECTS</i>							<i>PYNCIAU CRAIDD</i>
English	222	70	77	84			Saesneg
Welsh First Language	70	77	82	86			Cymraeg Iaith Gyntaf
Mathematics	222	73	80	85			Mathemateg

Science	222	75	82	88	Gwyddoniaeth
Core Subject Indicator	222	60	70	78	Dangosydd Pynciau Craidd
<i>NON-CORE SUBJECTS</i>					<i>PYNCIAU DI-GRAIDD</i>
Art	222	78	86	91	Celf
Design & Technology	222	76	83	90	Dylunio a Thechnoleg
Geography	222	72	81	88	Daearyddiaeth
History	222	71	80	87	Hanes
Information Technology	222	78	85	93	Technoleg Gwybodaeth
Modern Foreign Language	222	62	73	81	Iaith Dramor Fodern
Music	222	75	83	89	Cerddoriaeth
Physical Education	222	73	80	86	Addysg Gorfforol
Welsh Second Language	195	56	67	76	Cymraeg Ail Iaith

**Key Stage 3, Welsh Medium Schools, 2011**

expected level or above (Level 5+)

**Cyfnod Allweddol 3, Ysgolion Cymraeg, 2011**

disgwyliedig (Lefel 5+)

WELSH MEDIUM SCHOOLS: Schools with up to 6 per cent eligible for			YSGOLION CYMRAEG: Ysgolion â hyd at 6 y cant yn gymwys i gael PYD			
	<i>Number of schools Nifer o ysgolion</i>	Lower Quartile Chwartel Isaf	Median Canolrif	Upper Quartile Chwartel Uchaf		
<i>CORE SUBJECTS</i>					<i>PYNCIAU CRAIDD</i>	
English	4	89	91	91	Saesneg	
Welsh First Language	4	90	91	92	Cymraeg Iaith Gyntaf	
Mathematics	4	89	89	91	Mathemateg	
Science	4	88	91	94	Gwyddoniaeth	
Core Subject Indicator	4	81	85	87	Dangosydd Pynciau Craidd	
<i>NON-CORE SUBJECTS</i>					<i>PYNCIAU DI-GRAIDD</i>	
Art	4	93	94	95	Celf	
Design & Technology	4	89	94	98	Dylunio a Thechnoleg	
Geography	4	89	91	91	Daearyddiaeth	
History	4	90	91	91	Hanes	
Information Technology	4	93	95	97	Technoleg Gwybodaeth	
Modern Foreign Language	4	82	84	85	Iaith Dramor Fodern	
Music	4	88	92	95	Cerddoriaeth	
Physical Education	4	86	89	91	Addysg Gorfforol	
Welsh Second Language	2	77	78	80	Cymraeg Ail Iaith	

WELSH MEDIUM SCHOOLS: Schools with over 6 per cent and up to			YSGOLION CYMRAEG: Ysgolion â mwy na 6 y cant a hyd at 9 y cant yn gymwys i			
	<i>Number of schools Nifer o ysgolion</i>	Lower Quartile Chwartel Isaf	Median Canolrif	Upper Quartile Chwartel Uchaf		
<i>CORE SUBJECTS</i>					<i>PYNCIAU CRAIDD</i>	
English	19	83	87	88	Saesneg	
Welsh First Language	19	82	86	90	Cymraeg Iaith Gyntaf	
Mathematics	19	82	85	88	Mathemateg	
Science	19	87	88	90	Gwyddoniaeth	

Core Subject Indicator	19	78	79	84	Dangosydd Pynciau Craidd
<i>NON-CORE SUBJECTS</i>					<i>PYNCIAU DI-GRAIDD</i>
Art	19	90	94	95	Celf
Design & Technology	19	89	92	95	Dylunio a Thechnoleg
Geography	19	86	89	91	Daearyddiaeth
History	19	87	89	91	Hanes
Information Technology	19	93	95	96	Technoleg Gwybodaeth
Modern Foreign Language	19	78	82	89	Iaith Dramor Fodern
Music	19	85	88	91	Cerddoriaeth
Physical Education	19	85	88	89	Addysg Gorfforol
Welsh Second Language	10	65	71	79	Cymraeg Ail Iaith

WELSH MEDIUM SCHOOLS: Schools with over 9 per cent and up to 12 per cent eligible for FSM  
YSGOLION CYMRAEG: Ysgolion â mwy na 9 y cant a hyd at 12 y cant yn gymwys i gael PYD

	<i>Number of schools Nifer o ysgolion</i>	Lower Quartile Chwartel Isaf	Median Canolrif	Upper Quartile Chwartel Uchaf	
<i>CORE SUBJECTS</i>					<i>PYNCIAU CRAIDD</i>
English	14	79	82	86	Saesneg
Welsh First Language	14	79	81	84	Cymraeg Iaith Gyntaf
Mathematics	14	80	84	84	Mathemateg
Science	14	84	85	86	Gwyddoniaeth
Core Subject Indicator	14	73	75	79	Dangosydd Pynciau Craidd
<i>NON-CORE SUBJECTS</i>					<i>PYNCIAU DI-GRAIDD</i>
Art	14	87	92	95	Celf
Design & Technology	14	85	87	92	Dylunio a Thechnoleg
Geography	14	83	84	88	Daearyddiaeth
History	14	84	86	91	Hanes
Information Technology	14	86	92	95	Technoleg Gwybodaeth
Modern Foreign Language	14	74	79	85	Iaith Dramor Fodern
Music	14	83	85	88	Cerddoriaeth
Physical Education	14	80	84	88	Addysg Gorfforol
Welsh Second Language	8	56	71	77	Cymraeg Ail Iaith

WELSH MEDIUM SCHOOLS: Schools with over 12 per cent and up to 15 per cent eligible for FSM  
YSGOLION CYMRAEG: Ysgolion â mwy na 12 y cant a hyd at 15 y cant yn gymwys i gael PYD

	<i>Number of schools Nifer o ysgolion</i>	Lower Quartile Chwartel Isaf	Median Canolrif	Upper Quartile Chwartel Uchaf	
<i>CORE SUBJECTS</i>					<i>PYNCIAU CRAIDD</i>
English	12	73	77	81	Saesneg
Welsh First Language	12	76	79	82	Cymraeg Iaith Gyntaf
Mathematics	12	80	81	85	Mathemateg
Science	12	80	83	86	Gwyddoniaeth
Core Subject Indicator	12	71	73	77	Dangosydd Pynciau Craidd
<i>NON-CORE SUBJECTS</i>					<i>PYNCIAU DI-GRAIDD</i>

Art	12	81	86	89	Celf
Design & Technology	12	83	86	92	Dylunio a Thechnoleg
Geography	12	78	82	84	Daearyddiaeth
History	12	76	81	83	Hanes
Information Technology	12	84	87	91	Technoleg Gwybodaeth
Modern Foreign Language	12	71	77	81	Iaith Dramor Fodern
Music	12	79	86	90	Cerddoriaeth
Physical Education	12	78	81	86	Addysg Gorfforol
Welsh Second Language	6	55	64	66	Cymraeg Ail Iaith

WELSH MEDIUM SCHOOLS: Schools with over 15 per cent and up to YSGOLION CYMRAEG: Ysgolion â mwy na 15 y cant a hyd at 18 y cant yn gymwys

	<i>Number of schools Nifer o ysgolion</i>	Lower Quartile Chwartel Isaf	Median Canolrif	Upper Quartile Chwartel Uchaf	
<b>CORE SUBJECTS</b>					<b>PYNCIAU CRAIDD</b>
English	7	73	74	76	Saesneg
Welsh First Language	7	75	75	78	Cymraeg Iaith Gyntaf
Mathematics	7	73	77	80	Mathemateg
Science	7	73	78	80	Gwyddoniaeth
Core Subject Indicator	7	64	70	70	Dangosydd Pynciau Craidd
<b>NON-CORE SUBJECTS</b>					<b>PYNCIAU DI-GRAIDD</b>
Art	7	80	84	87	Celf
Design & Technology	7	81	84	86	Dylunio a Thechnoleg
Geography	7	77	80	84	Daearyddiaeth
History	7	73	79	83	Hanes
Information Technology	7	80	86	88	Technoleg Gwybodaeth
Modern Foreign Language	7	69	73	76	Iaith Dramor Fodern
Music	7	68	77	84	Cerddoriaeth
Physical Education	7	75	77	79	Addysg Gorfforol
Welsh Second Language	3	60	63	74	Cymraeg Ail Iaith

WELSH MEDIUM SCHOOLS: Schools with over 18 per cent eligible YSGOLION CYMRAEG: Ysgolion â mwy na 18 y cant yn gymwys i gael PYD

	<i>Number of schools Nifer o ysgolion</i>	Lower Quartile Chwartel Isaf	Median Canolrif	Upper Quartile Chwartel Uchaf	
<b>CORE SUBJECTS</b>					<b>PYNCIAU CRAIDD</b>
English	0	#NUM!	#NUM!	#NUM!	Saesneg
Welsh First Language	0	.	#NUM!	#NUM!	Cymraeg Iaith Gyntaf
Mathematics	0	#NUM!	#NUM!	#NUM!	Mathemateg
Science	0	#NUM!	#NUM!	#NUM!	Gwyddoniaeth
Core Subject Indicator	0	#NUM!	#NUM!	#NUM!	Dangosydd Pynciau Craidd
<b>NON-CORE SUBJECTS</b>					<b>PYNCIAU DI-GRAIDD</b>
Art	0	#NUM!	#NUM!	#NUM!	Celf
Design & Technology	0	#NUM!	#NUM!	#NUM!	Dylunio a Thechnoleg
Geography	0	#NUM!	#NUM!	#NUM!	Daearyddiaeth
History	0	#NUM!	#NUM!	#NUM!	Hanes

Information Technology	0	#NUM!	#NUM!	#NUM!	Technoleg Gwybodaeth
Modern Foreign Language	0	#NUM!	#NUM!	#NUM!	Iaith Dramor Fodern
Music	0	#NUM!	#NUM!	#NUM!	Cerddoriaeth
Physical Education	0	#NUM!	#NUM!	#NUM!	Addysg Gorfforol
Welsh Second Language	0	#NUM!	#NUM!	#NUM!	Cymraeg Ail Iaith

ALL WELSH MEDIUM SECONDARY SCHOOLS				POB YSGOL UWCHRADD GYMRAEG			
	Number of schools Nifer o ysgolion	Lower Quartile Chwartel Isaf	Median Canolrif	Upper Quartile Chwartel Uchaf			
<b>CORE SUBJECTS</b>					<i>PYNCIAU CRAIDD</i>		
English	56	77	82	88	Saesneg		
Welsh First Language	56	77	83	86	Cymraeg Iaith Gyntaf		
Mathematics	56	80	84	86	Mathemateg		
Science	56	83	86	88	Gwyddoniaeth		
Core Subject Indicator	56	72	77	80	Dangosydd Pynciau Craidd		
<b>NON-CORE SUBJECTS</b>					<i>PYNCIAU DI-GRAIDD</i>		
Art	56	85	90	94	Celf		
Design & Technology	56	85	89	93	Dylunio a Thechnoleg		
Geography	56	82	85	89	Daearyddiaeth		
History	56	82	86	90	Hanes		
Information Technology	56	86	92	95	Technoleg Gwybodaeth		
Modern Foreign Language	56	73	79	85	Iaith Dramor Fodern		
Music	56	80	86	90	Cerddoriaeth		
Physical Education	56	79	84	88	Addysg Gorfforol		
Welsh Second Language	29	60	67	78	Cymraeg Ail Iaith		

### Key Stage 3, English Medium Schools, 2011

expected level or above (Level 5+)

### Cyfnod Allweddol 3, Ysgolion Saesneg, 2011

disgwyliedig (Lefel 5+)

ENGLISH MEDIUM SCHOOLS: Schools with up to 6 per cent eligible				YSGOLION SAESNEG: Ysgolion â hyd at 6 y cant yn gymwys i gael PYD			
	Number of schools Nifer o ysgolion	Lower Quartile Chwartel Isaf	Median Canolrif	Upper Quartile Chwartel Uchaf			
<b>CORE SUBJECTS</b>					<i>PYNCIAU CRAIDD</i>		
English	12	89	90	91	Saesneg		
Mathematics	12	90	91	93	Mathemateg		
Science	12	92	94	96	Gwyddoniaeth		
Core Subject Indicator	12	83	86	86	Dangosydd Pynciau Craidd		
<b>NON-CORE SUBJECTS</b>					<i>PYNCIAU DI-GRAIDD</i>		
Art	12	91	94	98	Celf		
Design & Technology	12	91	95	97	Dylunio a Thechnoleg		
Geography	12	89	92	95	Daearyddiaeth		
History	12	90	93	96	Hanes		
Information Technology	12	95	96	98	Technoleg Gwybodaeth		

Modern Foreign Language	12	80	84	88	laith Dramor Fodern
Music	12	93	93	95	Cerddoriaeth
Physical Education	12	84	89	92	Addysg Gorfforol
Welsh Second Language	12	75	78	80	Cymraeg Ail Iaith

ENGLISH MEDIUM SCHOOLS: Schools with over 6 per cent and up		YSGOLION SAESNEG: Ysgolion â mwy na 6 y cant a hyd at 9 y cant yn gymwys i				
	Number of schools Nifer o ysgolion	Lower Quartile Chwartel Isaf	Median Canolrif	Upper Quartile Chwartel Uchaf		
<b>CORE SUBJECTS</b>					<b>PYNCIAU CRAIDD</b>	
English	10	85	87	91	Saesneg	
Mathematics	10	84	87	90	Mathemateg	
Science	10	88	91	92	Gwyddoniaeth	
Core Subject Indicator	10	77	80	82	Dangosydd Pynciau Craidd	
<b>NON-CORE SUBJECTS</b>					<b>PYNCIAU DI-GRAIDD</b>	
Art	10	88	90	91	Celf	
Design & Technology	10	87	92	94	Dylunio a Thechnoleg	
Geography	10	87	91	95	Daearyddiaeth	
History	10	87	89	93	Hanes	
Information Technology	10	92	97	99	Technoleg Gwybodaeth	
Modern Foreign Language	10	79	82	85	Iaith Dramor Fodern	
Music	10	83	88	93	Cerddoriaeth	
Physical Education	10	84	86	92	Addysg Gorfforol	
Welsh Second Language	10	74	76	83	Cymraeg Ail Iaith	

ENGLISH MEDIUM SCHOOLS: Schools with over 9 per cent and up		YSGOLION SAESNEG: Ysgolion â mwy na 9 y cant a hyd at 12 y cant yn gymwys i				
	Number of schools Nifer o ysgolion	Lower Quartile Chwartel Isaf	Median Canolrif	Upper Quartile Chwartel Uchaf		
<b>CORE SUBJECTS</b>					<b>PYNCIAU CRAIDD</b>	
English	20	81	84	87	Saesneg	
Mathematics	20	81	85	87	Mathemateg	
Science	20	86	89	92	Gwyddoniaeth	
Core Subject Indicator	20	74	77	80	Dangosydd Pynciau Craidd	
<b>NON-CORE SUBJECTS</b>					<b>PYNCIAU DI-GRAIDD</b>	
Art	20	84	90	92	Celf	
Design & Technology	20	81	88	91	Dylunio a Thechnoleg	
Geography	20	82	88	90	Daearyddiaeth	
History	20	83	85	88	Hanes	
Information Technology	20	84	87	91	Technoleg Gwybodaeth	
Modern Foreign Language	20	68	75	79	Iaith Dramor Fodern	
Music	20	85	89	91	Cerddoriaeth	
Physical Education	20	83	84	88	Addysg Gorfforol	
Welsh Second Language	20	69	76	79	Cymraeg Ail Iaith	

ENGLISH MEDIUM SCHOOLS: Schools with over 12 per cent and up		YSGOLION SAESNEG: Ysgolion â mwy na 12 y cant a hyd at 15 y cant yn gymwys i				
--	--	--	--	--	--	--



	<i>Number of schools Nifer o ysgolion</i>	Lower Quartile Chwartel Isaf	Median Canolrif	Upper Quartile Chwartel Uchaf	
<i>CORE SUBJECTS</i>					<i>PYNCIAU CRAIDD</i>
English	19	76	80	83	Saesneg
Mathematics	19	80	82	86	Mathemateg
Science	19	81	84	87	Gwyddoniaeth
Core Subject Indicator	19	68	73	76	Dangosydd Pynciau Craidd
<i>NON-CORE SUBJECTS</i>					<i>PYNCIAU DI-GRAIDD</i>
Art	19	86	89	93	Celf
Design & Technology	19	80	86	90	Dylunio a Thechnoleg
Geography	19	80	85	88	Daearyddiaeth
History	19	81	83	85	Hanes
Information Technology	19	81	88	93	Technoleg Gwybodaeth
Modern Foreign Language	19	73	80	85	Iaith Dramor Fodern
Music	19	80	86	90	Cerddoriaeth
Physical Education	19	75	80	85	Addysg Gorfforol
Welsh Second Language	19	63	71	78	Cymraeg Ail Iaith

ENGLISH MEDIUM SCHOOLS: Schools with over 15 per cent and up						YSGOLION SAESNEG: Ysgolion â mwy na 15 y cant a hyd at 18 y cant yn gymwys					
	<i>Number of schools Nifer o ysgolion</i>	Lower Quartile Chwartel Isaf	Median Canolrif	Upper Quartile Chwartel Uchaf							
<i>CORE SUBJECTS</i>					<i>PYNCIAU CRAIDD</i>						
English	19	73	77	80	Saesneg						
Mathematics	19	75	78	81	Mathemateg						
Science	19	78	80	82	Gwyddoniaeth						
Core Subject Indicator	19	64	67	71	Dangosydd Pynciau Craidd						
<i>NON-CORE SUBJECTS</i>					<i>PYNCIAU DI-GRAIDD</i>						
Art	19	77	82	86	Celf						
Design & Technology	19	76	81	87	Dylunio a Thechnoleg						
Geography	19	74	77	83	Daearyddiaeth						
History	19	74	80	84	Hanes						
Information Technology	19	80	83	89	Technoleg Gwybodaeth						
Modern Foreign Language	19	65	70	74	Iaith Dramor Fodern						
Music	19	75	80	85	Cerddoriaeth						
Physical Education	19	70	78	82	Addysg Gorfforol						
Welsh Second Language	19	62	67	76	Cymraeg Ail Iaith						

ENGLISH MEDIUM SCHOOLS: Schools with over 18 per cent eligible						YSGOLION SAESNEG: Ysgolion â mwy na 18 y cant yn gymwys i gael PYD					
	<i>Number of schools Nifer o ysgolion</i>	Lower Quartile Chwartel Isaf	Median Canolrif	Upper Quartile Chwartel Uchaf							
<i>CORE SUBJECTS</i>					<i>PYNCIAU CRAIDD</i>						
English	86	63	69	73	Saesneg						
Mathematics	86	68	72	75	Mathemateg						

Science	86	70	73	79	Gwyddoniaeth
Core Subject Indicator	86	54	59	64	Dangosydd Pynciau Craidd
<i>NON-CORE SUBJECTS</i>					<i>PYNCIAU DI-GRAIDD</i>
Art	86	68	76	84	Celf
Design & Technology	86	70	76	81	Dylunio a Thechnoleg
Geography	86	64	71	75	Daearyddiaeth
History	86	65	71	75	Hanes
Information Technology	86	70	78	85	Technoleg Gwybodaeth
Modern Foreign Language	86	51	62	70	Iaith Dramor Fodern
Music	86	69	75	81	Cerddoriaeth
Physical Education	86	65	73	79	Addysg Gorfforol
Welsh Second Language	86	51	58	66	Cymraeg Ail Iaith

<b>ALL ENGLISH MEDIUM SECONDARY SCHOOLS</b>				<b>POB YSGOL UWCHRADD SAESNEG</b>			
	<i>Number of schools Nifer o ysgolion</i>	Lower Quartile Chwartel Isaf	Median Canolrif	Upper Quartile Chwartel Uchaf			
<i>CORE SUBJECTS</i>					<i>PYNCIAU CRAIDD</i>		
English	166	67	75	82	Saesneg		
Mathematics	166	72	77	83	Mathemateg		
Science	166	73	79	87	Gwyddoniaeth		
Core Subject Indicator	166	59	66	74	Dangosydd Pynciau Craidd		
<i>NON-CORE SUBJECTS</i>					<i>PYNCIAU DI-GRAIDD</i>		
Art	166	75	84	91	Celf		
Design & Technology	166	74	81	89	Dylunio a Thechnoleg		
Geography	166	70	77	85	Daearyddiaeth		
History	166	69	77	85	Hanes		
Information Technology	166	76	84	90	Technoleg Gwybodaeth		
Modern Foreign Language	166	60	70	79	Iaith Dramor Fodern		
Music	166	74	80	89	Cerddoriaeth		
Physical Education	166	70	79	84	Addysg Gorfforol		
Welsh Second Language	166	56	66	76	Cymraeg Ail Iaith		

**Key Stage 3: SUMMARY TABLES, 2011**
**Cyfnod Allweddol 3: TABLAU CRYNODEB, 2011**

These tables show the average percentage achieving the expected level or above (Level 5+) by subject, and by FSM band

Mae'r tablau yma'n dangos y canrannau cyfartalog o ddisgyblion sy'n cyrraedd y lefel disgwylidig neu fwy (Lefel 5+) yn ôl pwnc, ac yn ôl grŵp PYD.

**ALL SECONDARY SCHOOLS**
**POB YSGOL UWCHRADD**

	FSM Band/ Band PYD						ALL SCHOOLS POB YSGOL	
	up to 6% hyd at 6%	over 6% and less than 9% mwy na 6% a hyd at 9%	over 9% and less than 12% mwy na 9% a hyd at 12%	over 12% and less than 15% mwy na 12% a hyd at 15%	over 15% and less than 18% mwy na 15% a hyd at 18%	over 18% mwy na 18%		
<b>CORE SUBJECTS</b>								<i>PYNCIAU CRAIDD</i>
English	91	87	83	79	76	69	77	Saesneg
Welsh First Language	91	86	80	78	75	84	81	Cymraeg Iaith Gyntaf
Mathematics	91	86	84	82	77	72	79	Mathemateg
Science	94	89	88	84	79	74	82	Gwyddoniaeth
Core Subject Indicator	86	80	76	72	67	59	69	Dangosydd Pynciau Craidd
<b>NON-CORE SUBJECTS</b>								<i>PYNCIAU DI-GRAIDD</i>
Art	93	92	89	87	82	75	83	Celf
Design & Technology	93	92	87	85	81	75	83	Dylunio a Thechnoleg
Geography	91	89	86	83	78	69	79	Daearyddiaeth
History	92	89	86	81	77	70	79	Hanes
Information Technology	96	94	89	86	82	77	84	Technoleg Gwybodaeth
Modern Foreign Language	84	83	76	77	71	61	72	Iaith Dramor Fodern
Music	93	87	88	83	79	75	82	Cerddoriaeth
Physical Education	88	87	85	81	77	72	79	Addysg Gorfforol
Welsh Second Language	79	79	73	68	68	58	66	Cymraeg Ail Iaith

**WELSH MEDIUM SCHOOLS**
**YSGOLION CYMRAEG**

	FSM Band/ Band PYD						ALL WELSH MEDIUM SCHOOLS POB YSGOL UWCHRADD GYMRAEG	
	up to 6% hyd at 6%	over 6% and less than 9% mwy na 6% a hyd at 9%	over 9% and less than 12% mwy na 9% a hyd at 12%	over 12% and less than 15% mwy na 12% a hyd at 15%	over 15% and less than 18% mwy na 15% a hyd at 18%	over 18% mwy na 18%		
<b>CORE SUBJECTS</b>								<i>PYNCIAU CRAIDD</i>
English	90	86	83	77	74	N/A	82	Saesneg
Welsh First Language	91	86	81	78	74	N/A	82	Cymraeg Iaith Gyntaf
Mathematics	90	85	83	82	76	N/A	83	Mathemateg
Science	91	88	86	83	75	N/A	85	Gwyddoniaeth
Core Subject Indicator	85	80	76	73	66	N/A	76	Dangosydd Pynciau Craidd
<b>NON-CORE SUBJECTS</b>								<i>PYNCIAU DI-GRAIDD</i>
Art	93	93	92	83	85	N/A	89	Celf
Design & Technology	93	92	87	86	79	N/A	88	Dylunio a Thechnoleg
Geography	90	88	85	81	78	N/A	85	Daearyddiaeth
History	90	89	88	78	75	N/A	84	Hanes
Information Technology	94	93	92	85	78	N/A	89	Technoleg Gwybodaeth
Modern Foreign Language	83	83	81	75	73	N/A	79	Iaith Dramor Fodern
Music	91	86	86	84	79	N/A	85	Cerddoriaeth
Physical Education	88	86	85	81	77	N/A	83	Addysg Gorfforol
Welsh Second Language	78	76	75	59	66	N/A	70	Cymraeg Ail Iaith

**ENGLISH MEDIUM SCHOOLS**
**YSGOLION SAESNEG**

	FSM Band/ Band PYD						ALL ENGLISH MEDIUM SCHOOLS POB YSGOL UWCHRADD SAESNEG	
	up to 6% hyd at 6%	over 6% and less than 9% mwy na 6% a hyd at 9%	over 9% and less than 12% mwy na 9% a hyd at 12%	over 12% and less than 15% mwy na 12% a hyd at 15%	over 15% and less than 18% mwy na 15% a hyd at 18%	over 18% mwy na 18%		
<b>CORE SUBJECTS</b>								<i>PYNCIAU CRAIDD</i>
English	91	88	83	80	77	69	76	Saesneg

Mathematics	91	88	84	82	78	72	78	Mathemateg
Science	95	90	89	84	80	74	81	Gwyddoniaeth
Core Subject Indicator	86	80	76	72	67	59	68	Dangosydd Pynciau Craidd
<i>NON-CORE SUBJECTS</i>								<i>PYNCIAU DI-GRAIDD</i>
Art	93	90	88	89	81	75	82	Celf
Design & Technology	93	92	87	84	81	75	81	Dylunio a Thechnoleg
Geography	92	91	86	84	78	69	78	Daearyddiaeth
History	92	90	85	83	78	70	78	Hanes
Information Technology	96	94	88	86	83	77	83	Technoleg Gwybodaeth
Modern Foreign Language	85	82	74	78	71	61	70	Iaith Dramor Fodern
Music	94	88	88	83	80	75	81	Cerddoriaeth
Physical Education	88	89	85	81	77	72	78	Addysg Gorfforol
Welsh Second Language	79	80	73	69	68	58	66	Cymraeg Ail Iaith

### Key Stage 3: SUMMARY TABLES, 2011

These tables show the average percentage achieving the expected level or above (Level 5+) by subject, and by FSM band

canrannau cyfartalog o ddisgyblion sy'n cyrraedd y lefel disgwyliedig neu fwy (Lefel 5+) yn ôl pwnc, ac yn ôl grŵp PYD.

#### WELSH MEDIUM SCHOOLS

	FSM Band/ Band PYD						ALL WELSH MEDIUM SCHOOLS POB YSGOL UWCHRADD GYMRAEG
	up to 6%	over 6% and less than 9%	over 9% and less than 12%	over 12% and less than 15%	over 15% and less than 18%	over 18%	
	hyd at 6%	mwy na 6% a hyd at 9%	mwy na 9% a hyd at 12%	mwy na 12% a hyd at 15%	mwy na 15% a hyd at 18%	mwy na 18%	
<b>CORE SUBJECTS</b>							
English	90	86	83	77	74	N/A	82
Welsh First Language	91	86	81	78	74	N/A	82
Mathematics	90	85	83	82	76	N/A	83
Science	91	88	86	83	75	N/A	85
Core Subject Indicator	85	80	76	73	66	N/A	76
<b>NON-CORE SUBJECTS</b>							
Art	93	93	92	83	85	N/A	89
Design & Technology	93	92	87	86	79	N/A	88
Geography	90	88	85	81	78	N/A	85
History	90	89	88	78	75	N/A	84
Information Technology	94	93	92	85	78	N/A	89
Modern Foreign Language	83	83	81	75	73	N/A	79
Music	91	86	86	84	79	N/A	85
Physical Education	88	86	85	81	77	N/A	83
Welsh Second Language	78	76	75	59	66	N/A	70
Number of schools	4	19	14	12	7		56
Percentage of schools	7	34	25	21	13		

#### ENGLISH MEDIUM SCHOOLS

	FSM Band/ Band PYD						ALL ENGLISH MEDIUM SCHOOLS POB YSGOL UWCHRADD SAESNEG
	up to 6%	over 6% and less than 9%	over 9% and less than 12%	over 12% and less than 15%	over 15% and less than 18%	over 18%	
	hyd at 6%	mwy na 6% a hyd at 9%	mwy na 9% a hyd at 12%	mwy na 12% a hyd at 15%	mwy na 15% a hyd at 18%	mwy na 18%	
<b>CORE SUBJECTS</b>							
English	91	88	83	80	77	69	76
Mathematics	91	88	84	82	78	72	78
Science	95	90	89	84	80	74	81
Core Subject Indicator	86	80	76	72	67	59	68
<b>NON-CORE SUBJECTS</b>							
Art	93	90	88	89	81	75	82
Design & Technology	93	92	87	84	81	75	81
Geography	92	91	86	84	78	69	78
History	92	90	85	83	78	70	78
Information Technology	96	94	88	86	83	77	83
Modern Foreign Language	85	82	74	78	71	61	70
Music	94	88	88	83	80	75	81
Physical Education	88	89	85	81	77	72	78
Welsh Second Language	79	80	73	69	68	58	66
Number of schools	12	10	20	19	19	86	166
Percentage of schools	7	6	12	11	11	52	

**Examinations results (pupils aged 15 only) by medium of examination, English medium schools, by Free School Meal entitlement (a), 2010/11**

% FSM	Medium of examination	Number of pupils who entered GCSE Science	Percentage of pupils entering GCSE Science who achieved grade A*-C	Number of pupils who entered GCSE Maths	Percentage of pupils entering GCSE Maths who achieved grade A*-C
<=6%	English	2,265	85.1	2,268	83.2
>6%, <=9%	English	1,443	79.9	1,469	70.0
>9%, <=12%	English	3,346	75.9	3,327	68.7
>12%, <=15%	English	3,791	72.6	3,796	63.4
>15%, <=18%	English	2,979	70.7	3,008	59.4
>18%	English	11,990	63.1	12,117	47.9

(a) Based on a 3 year average.

welsh medium schools science gcse

by medium of exam and FSM entitlement of each cohort within school benchmarked group.

	ENG	% A*-C	FSM %	WELSH	% A*-C	FSM%	NOT KNOWN	ALL PUPILS	%ENTRY
< 6% FSM	256	86.7	4.7	199	82.4	1.5			
6-9% FSM	961	77.5	6.4	1293	75.3	5.96			
9-12%FSM	846	72.2	9.97	562	80.8	7.1			
12-15%FSM	749	78.9	14.4	957	74.6	9.4			
15-18%FSM	448	67.6	11.6	378	64.8	14.5			
Average FSM	3260		9.78	3389		7.8			
TOTAL							11	6806	97.7

EM schools science gcse

< 6% FSM	2265	85.1							
6-9% FSM	1443	79.9							
9-12% FSM	3346	75.9							
12-15% FSM	3791	72.6							
15-18% FSM	2979	70.7							
TOTAL	13824							15586	88.7

WM schools maths gcse

	ENG	%A*-C	FSM%	WELSH	%A*-C	FSM%	NOT KNOWN	ALL PUPILS	%ENTRY
< 6% FSM	257	76.3	4.3	187	82.4	1.6			
6-9% FSM	776	69.8	6.7	1471	71.2	5.5			
9-12% FSM	591	61.3	10.5	803	70.7	7			
12-15% FSM	617	63	14.7	1101	63.6	9.2			
15-18% FSM	365	66.6	12.6	402	53.7	13.4			
AVERAGE FSM			10%			7.5			
TOTAL	2606			3964			8	6806	96.5

EM schools maths gcse

<6% FSM	2268	83.2							
6-9% FSM	1469	70							
9-12% FSM	3327	68.7							
12-15% FSM	3796	63.4							
15-18% FSM	3008	59.4							
TOTAL	13868							15586	89

**Examinations results (pupils aged 15 only) by medium of examination, Welsh medium schools, by Free School Meal entitlement (a) of school and pupil, 2010/11**

% FSM	Medium of examination	FSM	Number of pupils who entered GCSE Science	Number of pupils who entered GCSE Maths
<=6%	English	Eligible	12	0
		Not eligible	242	0
		Unknown	2	0
	Welsh	Eligible	3	0
		Not eligible	196	0
		Unknown	0	0
	All	Eligible	15	0
		Not eligible	438	0
		Unknown	2	0
>6%, <=9%	English	Eligible	62	21
		Not eligible	898	220
		Unknown	1	0
	Welsh	Eligible	77	10
		Not eligible	1,214	257
		Unknown	2	0
	All	Eligible	139	31
		Not eligible	2,112	477
		Unknown	3	0
>9%, <=12%	English	Eligible	84	27
		Not eligible	758	223
		Unknown	4	0
	Welsh	Eligible	40	9
		Not eligible	522	133
		Unknown	0	0
	All	Eligible	124	36
		Not eligible	1,280	356
		Unknown	4	0
>12%, <=15%	English	Eligible	108	46
		Not eligible	640	303
		Unknown	1	0
	Welsh	Eligible	90	45
		Not eligible	867	437
		Unknown	0	0
	All	Eligible	198	91
		Not eligible	1,507	740
		Unknown	1	0
>15%, <=18%	English	Eligible	52	6
		Not eligible	395	53
		Unknown	1	0
	Welsh	Eligible	55	17
		Not eligible	323	122
		Unknown	0	0
	All	Eligible	107	23
		Not eligible	718	175
		Unknown	1	0

(a) Based on a 3 year average.



**Subject:**

FW: Literacy at KS3 enquiry

**From:**

**Sent:** 27 June 2012 06:40

**To:**

**Subject:** Re: Literacy at KS3 enquiry

Thank you for your reply. I think that the All Wales Core data sets are a problem. Not the information but the "Families". It's good data but the family comparisons have led to complacency in the Welsh Medium schools I think. If you look at the benchmarked Assessment results at KS3 you can see that the English Medium schools outperform the Welsh Medium schools at all core subjects and all benchmarks with the exception of two cases where they are equal.

In 2000 Welsh Medium schools were outperforming EM schools by 3% in GCSE in benchmarked comparisons at L2. Now EM schools outperform WM schools on the same comparisons by up to 4%. In English the difference is marked:

Welsh Medium.....	English Medium.....	FSM Group
81%.....	85%.....	<6%
74%.....	78%.....	6%-9%
70%.....	72%.....	9%-12%
67%.....	69%.....	12%-15%
65%.....	63%.....	15%-18%

Of course all the Welsh medium pupils are in schools with below average levels of Free School Meals, with 88% clustered above 15% FSMs and any aggregate of results immediately masks the underperformance.

The problem with Inspections which look at Family performance is that the WM schools are grouped together and so the position of any single WM secondary school in relation to the best performing schools at any benchmark is not immediately apparent. It is still the case that LAs routinely tell parents that pupils perform "As well or better" in English when they go to Welsh Medium schools (this claim came from a particularly bad piece of research by the WLB in 2007) but any benchmarked comparison at KS2, KS3 or KS4 shows that the pupils in WM schools are underperforming in both Welsh 1st Language and English. The L2+E/W+Maths. statistics mask this fact year after year because of the mathematical advantage of having "Either/Or" for Welsh 1st Language in WM schools. The advantage is nearly 2% on the score for WM schools.

I would say that Estyn is consistently missing the rapid decline in standards in WM schools as a group. I realise that any criticism of WM schools is politically unpalatable at the present time but these schools have nearly 22% of pupils now and burying our heads in the sand about their shortcomings is a mistake.

Regards,

**Subject:**  
**Attachments:**

FW: 2010 Gcse Statistics. Welsh Medium schools.

**From:**

**Date:** 27 June 2012 07:35:34 GMT+01:00

**To:**

**Subject: Re: 2010 Gcse Statistics. Welsh Medium schools.**

Thank you for your reply. I did some further research on this this year and the statistical directorate broke down the Free School Meals percentages for pupils taking Science and Maths through the medium of Welsh or English. As you had suggested it seems that from within bilingual schools those pupils taking exams through the medium of Welsh were less likely to be eligible for Free School meals. I attach some data sheets so the comparison is clear. I will also forward some correspondence that I have been having with Mss Jackie Gapper with regard to literacy levels at KS3.

Regards,

**Subject:** FW: PLASC 2012  
**Attachments:** Socio.docx

---

**From:**  
**Sent:** 02 October 2012 17:28  
**To:** stats <stats@estyn.gov.uk>  
**Subject:** Re: PLASC 2012

Hi

I was having a dialogue with [REDACTED] with regard to her paper on Literacy at KS3 (I copy reply beneath)

Dear [REDACTED]

Thank you for your recent email and observations regarding the Welsh first language data. I am sorry that you think the report on literacy at key stage 3 gives a misleading impression.

When publishing remit reports or inspection reports, we refer to Welsh Government data from the All Wales Core Data sets. For the report on literacy at key stage 3, I referred to National Curriculum levels for English and Welsh first language, taken from teacher assessment as this is currently the only measure of literacy attainment. However, the report focuses more on standards and provision for literacy across the curriculum, taken from evidence from the sample of schools surveyed as well as evidence from inspection reports since September 2010.

Thank you for taking the time to contact me and share your analysis.

Kind regards,

Subsequently I contacted [REDACTED] who responded on 27/06. That dialogue referred to attainment at GCSE in Welsh Medium schools. Some twelve months ago I had made some brief enquiries with regard to the difference in outcomes for pupils taking GCSE through the medium of Welsh and those taking their exams through the medium of English. The statistical directorate made some data sets for me relating pupils on Free School meals within WM schools. Those pupils taking GCSE through the medium of English were more likely to be eligible for Free School Meals and this had an impact on outcomes.

I moved on from this to look at which pupils were dropping out of Welsh first Language and therefore would be taking subjects through the medium of English in bi lingual secondary schools.

I attach some of the work so far but there are problems with it; firstly I need some feedback on the methodology and Dr. S. Drinkwater at Swansea is looking at whether that is valid. The other problem is that, although I have 2011 PLASC figures for all schools and I can see which schools fall into which benchmark categories, I don't have figures for 2012 and there is a particular problem in comparing Primary schools with over 30% eligible for FSMs. There are so many English medium schools that there is every chance that there isn't an even distribution in comparison with WM schools.

Sorry that the attached paper is incomplete and badly organised.....I have not covered KS3 or KS4 yet but have most of the KS3 data. Waiting for 2012 GCSE benchmarked results.

Regards,

# Socio –Economic profile of pupils following Welsh L1 and English at Key Stages. 2005-2011.

---

The following data tables have been used:-

**Statistical bulletin SB 13/2008 “Academic achievement and entitlement to free school meals,2007.”**  
**Statistical bulletin SB 22/2012 “Achievement and entitlement to free school meals in Wales, 2011.”**  
**Statswales Data table KS2 Assessments by LEA 003298.**  
**Statswales Data table KS3 Assessments by LEA 003300.**

Average Free School Meal Entitlements (FSM) of pupils at Keys Stage 1-3 for the period 2005-2011.

	Subject English	Subject Welsh
KS1	21.1%	12.8%
KS2	18.6%	12.6%
KS3	16.8%	9.8%

*(At KS1 pupils taking Welsh are not included amongst pupils assessed in English)*

Percentage achieving the expected level or better at each key stage, average for the period 2005-2011.

	English	Welsh
KS1	83.2%	89.6%
KS2	80.4%	77.9%
KS3	70.6%	75%

Core subjects English, Science and Maths all have progressively lower achievement rates at each Key stage.

Welsh L1 has a significant drop in achievement rates between Key stage 1 and Key stage2 but a rise in achievement rates at KS3 relative to other core subjects.

Overall the achievement rate at KS3 in English is 12.7% lower than the achievement rate at KS1.

Overall the achievement rate at KS3 in Welsh is 14.9% lower than the achievement rate at KS1.

On average the percentage of pupils eligible for FSMs at KS3 at core subject assessments is 1.8% lower than the percentage eligible at KS2.

On average the percentage of pupils eligible for FSMs at KS3 in Welsh L1 is 2.8% lower than the percentage eligible at KS2.

The FSM percentage for pupils at KS3 core subject assessments is 90.3% of the figure for KS2.

The FSM percentage for pupils at KS3 Welsh L1 assessments is 77.7% of the figure for KS2.

The cohort which entered GCSE in 2011 can be followed from KS2 assessments through to external examinations.

	No. Assessed 2006 KS2.	Eligible for FSMs. number.	FSM eligible as % of total.
Welsh L1	6773	848	12.52
English	35092	6416	18.28
	No. Assessed 2009 KS3.	Eligible for FSMs. number.	FSM eligible as % Of total.
Welsh L1	5591	531	9.50
English	35023	5853	16.71
	No. Entered GCSE 2011.	Eligible for FSMs. number.	FSM eligible as % Of total entered.
Welsh L1	5228	382	7.31

English	32537	4614	14.18
	Percentage of cohort entering GCSE in 2011 who were Assessed at KS2 in 2006.		Percentage of GCSE cohort eligible for FSM as a % of FSM eligible at KS2 in 2006.
Welsh LI	77.18		45.04
English	92.71		71.91

It is usual to compare the success rate of pupils entering GCSE in Welsh or English as the percentage of pupils entering who attain A\*-C in the relevant subject, thus for 2011:

Pupils attaining A\*-C in Welsh L1 =  $3901/5228 \times 100 = 74.61\%$   
Pupils attaining A\*-C in English =  $21821/32537 \times 100 = 67.06\%$

However the actual success rate of the teaching of a core subject is the number of pupils who achieve A\*-C at GCSE divided by the number that are assessed in the subject at primary school KS2.

Thus:

Welsh L1 A\*-C overall pass rate =  $3901/6773 \times 100 = 57.59\%$   
English A\*-C overall pass rate =  $21821/35092 \times 100 = 62.18\%$

For a true perspective of the relative success of language teaching the Socio-economic profile of the two cohorts must then be taken into account.

In a report on literacy at key stage 3 published in 2012 Estyn made this statement:

*“In 2011, Welsh first language is the highest performing core subject at level 5. However, at all National Curriculum levels, performance in English is lower than that in other core subjects.”*

Whilst this statement is true, because the socio-economic status of the Welsh Medium schools which teach Welsh First Language is not factored into the analysis, Estyn has failed to high-light significant under-achievement in both Welsh and English literacy in Welsh Medium schools.

Below is the data set showing Welsh Medium schools' performance at level 5+ in core subjects, 2011.

Both English and Welsh L1 lag behind Science but when we look at level 6+ in the same year it is clear that there is significant weakness in literacy in Welsh Medium schools:

	WELSH MEDIUM SCHOOLS						2011	
	FSM Band/ Band PYD							
	up to 6%	over 6% and less than 9%	over 9% and less than 12%	over 12% and less than 15%	over 15% and less than 18%	over 18%	ALL WELSH MEDIUM SCHOOLS	
	hyd at 6%	mwy na 6% a hyd at 9%	mwy na 9% a hyd at 12%	mwy na 12% a hyd at 15%	mwy na 15% a hyd at 18%	mwy na 18%	POB YSGOL UWCHRADD GYMRAEG	
<i>CORE SUBJECTS</i>								
English	90	86	83	77	74	N/A	82	
Welsh First Language	91	86	81	78	74	N/A	82	
Mathematics	90	85	83	82	76	N/A	83	
Science	91	88	86	83	75	N/A	85	

**WELSH MEDIUM SCHOOLS**

Level 6+ 2011

	FSM Band/ Band PYD						ALL WELSH MEDIUM SCHOOLS POB YSGOL UWCHRAD D GYMRAEG
	up to 6%	over 6% and less than 9%	over 9% and less than 12%	over 12% and less than 15%	over 15% and less than 18%		
	hyd at 6%	mwy na 6% a hyd at 9%	mwy na 9% a hyd at 12%	mwy na 12% a hyd at 15%	mwy na 15% a hyd at 18%		
<i>CORE SUBJECTS</i>							
English	48	43	42	34	33		39
Welsh First Language	55	43	38	35	26		38
Mathematics	67	55	50	47	40		51
Science	55	47	44	41	30		43

Comparable figures for English Medium schools are as follows: (level5+)

**ENGLISH MEDIUM SCHOOLS**

2011

	FSM Band/ Band PYD						ALL ENGLISH MEDIUM SCHOOLS POB YSGOL UWCHRADD SAESNEG
	up to 6%	over 6% and less than 9%	over 9% and less than 12%	over 12% and less than 15%	over 15% and less than 18%	over 18%	
	hyd at 6%	mwy na 6% a hyd at 9%	mwy na 9% a hyd at 12%	mwy na 12% a hyd at 15%	mwy na 15% a hyd at 18%	mwy na 18%	
<i>CORE SUBJECTS</i>							
English	91	88	83	80	77	69	76
Mathematics	91	88	84	82	78	72	78



Science	95	90	89	84	80	74	81
---------	----	----	----	----	----	----	----

Level 6+

**ENGLISH MEDIUM SCHOOLS**

2011

	FSM Band/ Band PYD						ALL ENGLISH MEDIUM SCHOOLS  POB YSGOL UWCHRADD SAESNEG
	up to 6%	over 6% and less than 9%	over 9% and less than 12%	over 12% and less than 15%	over 15% and less than 18%	over 18%	
	hyd at 6%	mwy na 6% a hyd at 9%	mwy na 9% a hyd at 12%	mwy na 12% a hyd at 15%	mwy na 15% a hyd at 18%	mwy na 18%	
<i>CORE SUBJECTS</i>							
English	57	49	42	38	33	25	34
Mathematics	67	59	55	50	47	38	47
Science	63	56	48	42	36	29	39

At each FSM band, attainment at level 5+ between Welsh L1 and English in WM schools varies by little (2% points in WM schools with between 9% and 12% on FSMs is the greatest difference).

At each FSM band, attainment at level 6+ between Welsh L1 and English in WM schools varies to a greater degree (Welsh attainment is higher by 7% in schools with less than 6% on FSMs, English higher by 7% in schools with between 15% and 18% on FSMs).

At each FSM band, the percentage of pupils assessed as attaining level 5+ in English is higher than the percentage in the corresponding Welsh medium schools by up to 3%. The exception being schools with between 9% and 12% FSMs where both groups of schools have attainment levels of 83%.

At each FSM band, in EM schools, the percentage of pupils assessed as attaining level 6+ in English is higher than the percentage in the corresponding Welsh medium schools by up to 9%. The exception being schools between 9% and 12% FSMs where both groups have attainment levels of 42% and schools between 15% and 18% FSMs where both groups have attainment levels of 33%.

At each FSM band, attainment in Welsh L1 in WM schools at level 5+ is up to 3% lower than English attainment levels in corresponding EM schools with the exception of schools with less than 6% FSMs where both groups of schools have attainment levels of 91%.

At all corresponding FSM benchmarks attainment in Welsh L1 in WM schools is lower than attainment levels in English in EM schools at level 6+ by up to 7%.

**In its summary of teaching standards by subject 2004-2010 Estyn found that 75% of Welsh KS3 lessons evaluated were of grade 1 or 2. The second highest score after Religious education. There is no indication from KS3 results in 2011 that those high teaching standards have resulted in more successful assessment outcomes.**

Welsh Medium schools Core subjects GCSE 2011 Benchmark statistics.

	up to 6% hyd at 6%	over 6% and less than 9% dros 6% a llai na 9%	over 9% and less than 12% dros 9% a llai na 12%	over 12% and less than 15% dros 12% a llai na 15%	over 15% and less than 18% dros 15% a llai na 18%	over 18% dros 18%	all schools pob ysgol
A*-C in English GCSE	81	74	70	67	65	.	71
A*-C in GCSE Mathematics	77	68	64	60	57	.	65
A*-C in GCSE Science	81	74	73	73	63	.	73
A*-C in GCSE Welsh (1st language)	56	58	59	52	48	.	55
Number of pupils	454	2,317	1,451	1,783	801	0	6,806
% of pupils	6.67	34.04	21.32	26.20	11.77		

English Medium schools Core subjects GCSE 2011.

	FSM Band/ Band PYD						all schools  pob ysgol
	up to 6%  hyd at 6%	over 6% and less than 9%  dros 6% a llai na 9%	over 9% and less than 12%  dros 9% a llai na 12%	over 12% and less than 15%  dros 12% a llai na 15%	over 15% and less than 18%  dros 15% a llai na 18%	over 18%  dros 18%	
A*-C in English GCSE	85	78	72	69	63	51	62
A*-C in GCSE Mathematics	82	68	66	61	57	44	55
A*-C in GCSE Science	84	77	73	70	68	58	66
Number of pupils	2,306	1,510	3,491	3,947	3,115	13,141	27,510
% of pupils (a) As a percentage of the full cohort.	8.38	5.49	12.69	14.35	11.32	47.77	

In GCSE examinations for English in 2011, at each FSM benchmark, English medium schools reached a higher percentage of A\*-C passes by up to 3% than corresponding Welsh Medium schools with the exception of pupils in schools with between 15% and 18% FSMs where the A\*-C pass rate was 2% higher in WM schools.

**Summary.**

The cohorts assessed at KS3 in English, Science, and Maths are the same cohorts assessed at previous Key Stages. These cohorts have lower FSM percentages due to improved economic circumstances for older parents. Nevertheless, on

average, at least 18.6% of pupils assessed at KS3 will have been in a family on low income during some point in their school career.

The Welsh L1 cohorts assessed at KS3 are not the same cohorts that were assessed at KS1 or KS2. There is a loss of pupils between each Key Stage but a disproportionate loss of pupils on Free School Meals. It **cannot** be said that 12.8% of these pupils have been in a low income family at some previous point. The rise in the percentage attaining level 5+ at KS3 in relation to English is attributable to the absence of a number of pupils who have not attained well at each previous Key stages. In particular the low achieving group from deprived backgrounds have failed to continue studying Welsh L1 in the same numbers.

### **Conclusion.**

**It is unreasonable to compare English success rates at KS3 with Welsh L1 success rates at KS3 without reference to Socio-economic profile of the comparison cohorts.**

**It is unsafe to attribute good KS3 level 5+ pass rates (relative to other subjects) to value added by good teaching of Welsh L1.**

**Welsh Medium schools underachieve in both Welsh and English at KS3 and KS4.**

.

## What is the best way to compare subject strength and teaching medium strengths and weaknesses?

Where English medium schools have the highest percentage of pupils reaching a particular level, that %age is marked **RED**.

Where Welsh medium schools have the highest percentage of pupils reaching a particular level, that %age is marked **YELLOW**.

Where both mediums have the same percentage attainment, that %age is marked **BLUE**.

**Key Stage2.** Pupils attaining level 4+ percentage by benchmarks for Free School Meals at 5% intervals:-

Welsh medium schools 2011.

WELSH MEDIUM SCHOOLS	FSM Band/ Band PYD							2011	YSGOLION CYMRAEG
	up to 5%	over 5% and less than 10%	over 10% and less than 15%	over 15% and less than 20%	over 20% and less than 25%	over 25% and less than 30%	over 30%	ALL WELSH MEDIUM SCHOOLS	
	hyd at 5%	mwy na 5% a hyd at 10%	mwy na 10% a hyd at 15%	mwy na 15% a hyd at 20%	mwy na 20% a hyd at 25%	mwy na 25% a hyd at 30%	mwy na 30%		
English	92	87	87	84	87	84	70		
Mathematics	92	88	88	86	85	86	75		
Science	94	91	91	88	88	86	76		
Core Subject Indicator	90	84	84	80	82	79	70		
Number of Schools	87	95	96	78	49	17	25	447	
Percentage of total	19.5	21	21.5	17	11	4	6		

								2011
ENGLISH MEDIUM SCHOOLS	FSM Band/ Band PYD	ALL ENGLISH MEDIUM SCHOOLS		over 15% and less than 20%	over 20% and less than 25%	over 25% and less than 30%	over 30%	
	hyd at 5%	mwy na 5% a hyd at 10%	mwy na 10% a hyd at 15%	mwy na 15% a hyd at 20%	mwy na 20% a hyd at 25%	mwy na 25% a hyd at 30%	mwy na 30%	
English	93	89	88	86	81	82	75	
Mathematics	93	90	89	88	84	83	78	
Science	95	92	91	91	86	84	81	
Core Subject Indicator	90	86	85	83	78	78	71	
Number of Schools	106	142	116	103	100	82	236	885
Percentage of total	12	16	13	12	11	9	27	

As can be seen from key stage 2 results from 2011, although both Welsh and English medium Primary schools are present in all Free School Meals benchmark categories, Welsh medium schools are far more prevalent in schools with low FSM percentages. 79% of WM schools have less than 20% of pupils eligible for Free School Meals whilst only 53% of EM schools are in this category. As a result any comparison of attainment across all benchmark categories will always show WM schools overall as having better outcomes. When like with like is compared however it is clear that, taking into account the varying “challenge” faced by schools with different socio-economic profiles, EM schools generally have better results.

In 2012 77.4% of Welsh Medium schools had fewer than 20% of their pupils eligible for FSMs.  
 In 2012 51.1% of English Medium schools had fewer than 20% of their pupils eligible for FSMs.

The benchmarked comparison tables are as follows:

**English Medium Schools  
KS2 level 4+1 (Provisional)**

2012

	FSM Band/ Band PYD							ALL SCHOOLS  POB YSGOL
	up to 5%  hyd at 5%	over 5% and less than 10%  mwy na 5% a hyd at 10%	over 10% and less than 15%  mwy na 10% a hyd at 15%	over 15% and less than 20%  mwy na 15% a hyd at 20%	over 20% and less than 25%  mwy na 20% a hyd at 25%	over 25% and less than 30%  mwy na 25% a hyd at 30%	*over 30%  mwy na 30%	
English	50	43	38	35	30	29	23	33
Mathematics	48	43	38	34	30	32	23	34
Science	51	45	39	36	30	28	23	34
No. of Schools	97	138	111	101	91	89	249	876
% of Schools	11.07	15.75	12.67	11.53	10.39	10.16	28.42	

Key Stage 2 2012 level 4+1 (provisional)

**WELSH MEDIUM SCHOOLS**

	FSM Band/ Band PYD							ALL SCHOOLS  POB YSGOL
	up to 5%	over 5% and less than 10% mwy na hyd at 5% 10%	over 10% and less than 15% mwy na 10% a hyd at 15%	over 15% and less than 20% mwy na 15% a hyd at 20%	over 20% and less than 25% mwy na 20% a hyd at 25%	over 25% and less than 30% mwy na 25% a hyd at 30%	*over 30%  mwy na 30%	
English	43	34	33	29	31	29	25	33
Welsh First Language	40	30	25	24	23	19	19	27
Mathematics	41	34	32	29	28	27	25	32
Science	38	34	33	27	29	28	22	31
No. of Schools	72	95	97	76	47	22	30	439
% of Schools	16.40	21.64	22.10	17.31	10.71	5.01	6.83	



Key stage 2 2012 level 4+ (provisional)

	FSM Band/ Band PYD							ALL ENGLISH MEDIUM SCHOOLS  POB YSGOL GYNRADD SAESNEG
	up to 5%	over 5% and less than 10% mwy na 5% a hyd at 10%	over 10% and less than 15% mwy na 10% a hyd at 15%	over 15% and less than 20% mwy na 15% a hyd at 20%	over 20% and less than 25% mwy na 20% a hyd at 25%	over 25% and less than 30% mwy na 25% a hyd at 30%	*over 30% mwy na 30%	
English Medium								
English	95	92	89	87	85	83	77	86
Mathematics	95	93	90	89	87	86	79	87
Science	97	94	92	90	88	86	82	89
No. of Schools	97	138	111	101	91	89	249	876
% of Schools	11.07	15.75	12.67	11.53	10.39	10.16	28.42	

Key Stage 2 2012 level 4+ (provisional)

Welsh Medium	FSM Band/ Band PYD							ALL WELSH MEDIUM SCHOOLS
	up to 5%	over 5% and less than 10%	over 10% and less than 15%	over 15% and less than 20%	over 20% and less than 25%	over 25% and less than 30%	*over 30%	
	hyd at 5%	mwy na 5% a hyd at 10%	mwy na 10% a hyd at 15%	mwy na 15% a hyd at 20%	mwy na 20% a hyd at 25%	mwy na 25% a hyd at 30%	mwy na 30%	POB YSGOL GYNRADD GYMRAEG
English	93	89	89	86	87	85	78	88
Welsh First Language	91	87	86	83	84	75	66	84
Mathematics	93	90	90	88	88	88	83	89
Science	95	93	92	90	90	90	84	91
No. of Schools	72	95	97	76	47	22	30	439
% of Schools	16.40	21.64	22.10	17.31	10.71	5.01	6.83	

- *The comparison at 30% + FSMs is unsafe in that the majority of the 30 WM schools are at the low end of the range of schools with between 30% and 78.5% of pupils on Free School Meals whilst EM schools dominate the higher percentages.*

To arrive at a single figure that reflects the strength of attainment in any subject, the average percentage attainment at level 4+ can be added to the average percentage attainment for the subject at level 4+1. This effectively counts pupils who attain highly twice but generates a figure which shows strength in depth for each subject and therefore is a

means of comparing subject to subject attainment rates across socio-economic benchmarks and teaching medium to teaching medium.

In 2012, at KS2 Welsh Medium schools had these average figure totals by subject:

English 121  
Maths 121  
Science 122  
Welsh 111

In 2012, at KS2 English Medium schools had these average figure totals by subject:

English 119  
Maths 119  
Science 123

It can be seen that Welsh L1 is actually the weakest subject of all core subjects at KS2 in 2012.

In the FSM range where 77% of Welsh Medium schools are found (<20%) those schools markedly fail to bring pupils up to a higher attainment level when compared with EM schools in the same FSM range.

In 2012, at KS2 Welsh Medium Schools with less than 20% eligible for FSMs had these average figure totals:

English 124  
Maths 124  
Science 123  
Welsh 117

In 2012, at KS2 English Medium schools with less than 20% eligible for FSMs had these average figure totals:

English 133  
Maths 133  
Science 136

Again Welsh L1 is the weakest of all core subjects in this group of Welsh Medium schools.

Across all schools Science is the strongest subject, Mathematics and English are equal and Welsh L1 has significantly poorer outcomes at KS2.

The variation in attainment levels between WM schools with less than 20% on FSM s and the 23% of WM schools with more than 20% on FSMs is small in all subjects.

The variation in attainment levels between EM schools with less than 20% on FSMs and the 49% of EM schools with more than 20% on FSMs is very large. This reflects the high number of EM schools (249) with more than 30% of pupils on FSMs.

**Subject:**

FW: FOI Request/Query.

**From:**

**Sent:** 06 June 2013 08:37

**To:**

**Subject:** Fwd: FOI Request/Query.

Dear

In view of Estyn's recent publication on school attainment in science I wonder if you would be interested in the dialogue that I had earlier this year with The School Standards Division.

Initially I did some brief research with TT providers in Wales because it was plain to me that English Language standards in Welsh Medium schools were slipping behind standards in comparable (on the same FSM levels) English Medium schools. There was also anecdotal evidence from parents that English work in Welsh Medium primary schools was poorly marked with grammar and spelling errors not corrected.

It occurred to me that Welsh medium Teachers who had undergone WM schooling themselves might show a deficiency in English. However I sampled all the core subjects since maths results and, to a lesser extent, Science results all show weakness in WM schools when compared to comparable EM schools (on average not in all cases).

The results confirmed that teachers qualified to teach in WM schools, whilst they had outstanding GCSE and A level results in Welsh, had significantly weaker results in English. There was little difference for Maths and Science but Science GCSE levels were very low for both WM trained and EM trained NQTs.

Regards,

----- Forwarded message -----

**From:**

**Date:** 25 April 2013 06:39

**Subject:** Re: FOI Request/Query.?

**To:**

Thank you for your reply. I must say that I find it surprising that there wasn't a better information base prior to the decision to increase the minimum entry requirements for ITT courses. I am not in any way critical of the decision to do so however.

If I just explain that I actually came to look at the entry qualifications of teachers in the reverse way; I noticed the fall in relative standards and examination results amongst pupils over a 13 year period in, particularly, Welsh Medium and bi-lingual schools. This was counter intuitive since government and local authorities made a point of "selling" Welsh Medium schools as having high achievement rates.

Close analysis found that the WM schools under perform on average at each Free School Meals Benchmark and that that under performance was marked in English and Maths and still a factor in science. A chance remark by a parent that WM primary school teachers didn't find grammar and spelling mistakes in her daughter's work, coupled with another throw away comment from a student that "If you speak Welsh you can always do a TT course....." made me look at the actual qualifications, at GCSE, of WM teachers. I looked at the qualifications of EM NQTs for a control and comparison.

I must say that I was not impressed with any of them. However it was a small sample.....nevertheless enough to suggest that this part of your answer:

" As the consultation acknowledged, in previous academic years anecdotal evidence suggests that there has been a universal requirement across the ITT Providers to ask for the equivalent of a GCSE grade B in English for course entry. This was replicated in several instances for mathematics also, particularly for primary courses for which entry to courses is particularly competitive. Addressing the specific point raised in your correspondence, we did not undertake a survey of past ITT trainees qualifications prior to the commencement of the consultation."

Was misguided.

It is clear that in previous years there could not have been a "Universal requirement.....of GCSE grade B" in either English or Maths.

These were the results for 2012 NQTs:

The sample was 41 Primary Welsh Medium teachers from Bangor and 112 English Medium teachers from Bangor.

The sample for Trinity St Davids was 31 Primary Welsh Medium and 69 primary English Medium.

For Bangor 20 Welsh Medium NQTs had attained A\*-B in English at GCSE (49%).  
For Bangor 77 English Medium NQTs had attained A\*-B in English at GCSE (69%)  
For Trinity 19 Welsh Medium NQTs had attained A\*-B in English at GCSE (61%)  
For Trinity 50 English Medium NQTs had attained A\*-B in English at GCSE (72%)

The weakness in English was not mirrored in GCSE attainment in Maths amongst WM NQTs:-

All WM PGCE Newly Qualified teachers A\*-B Maths 47 (65%)  
All EM PGCE Newly Qualified teachers A\*-B Maths 119 (66%)

And the science figures are as follows:-

All WM PGCE NQTs attaining A\*-B Science 29 (40%)  
All EM PGCE NQTs attaining A\*-B Science 81 (45%)

It is fortunate for the future supply of Welsh teachers that, at the eleventh hour, the Department of Education decided to scrap the intended shift to a requirement for a minimum "B" at GCSE in Science.

What is not in doubt is the Welsh language ability of Welsh Medium NQTs in 2012; of 72, 58 gained A\*-B in GCSE Welsh, 80%. Many also had Welsh at gce A level.

Whilst I acknowledge that the raising of the minimum requirement will raise standards amongst pupils, both by making GCSE "B" the aim for most of them and by raising the standard of teacher's ability in the longer term, I still think that there will be a struggle to recruit teachers, particularly to Welsh Medium TT courses.

The only way that I can explain the "Anecdotal evidence" that you mention is that whilst GCSE B was a published requirement for TT, so few applicants actually had this minimum grade that each year as many as

51% (Bangor, English GCSE amongst WM trainees) were let in without having reached the published standard. It does worry me slightly though that the TT providers themselves are being seduced by good Welsh results (they are outstanding amongst WM applicants) and forgetting that teachers must teach English as well.

Thank you again for your reply,

On 24 April 2013 13:03,  
Dear

Thank you for your e-mail of 16 April regarding the minimum GCSE entry requirements for courses of Initial Teacher Training (ITT) in Wales.

In 2012, as you note in your correspondence the Welsh Government consulted on proposals to introduce a replacement for the statutory accreditation criteria which all accredited institutions providing courses of ITT which lead to Qualified Teacher Status (QTS) must satisfy. These are currently set out in subordinate legislation in the Criteria for Initial Teacher Training Accreditation by the Higher Education Funding Council for Wales 2006, as amended. This subordinate legislation also includes the statutory Requirements for the Provision of ITT courses, which set out what all ITT Providers must do in running ITT courses in relation to - amongst other areas - entry requirements.

Following the close of the consultation and having taken account of the consultation responses received, the Minister for Education and Skills made the decision to implement the proposal to change the minimum ITT entry requirement from a standard minimum of a GCSE grade C or equivalent in mathematics and English to one equivalent to a GCSE grade B, along with other proposals contained in the consultation. For information, the Minister for Education and Skills decision report can be viewed at <http://wales.gov.uk/publications/accessinfo/drnewhomepage/dr2012/octdec/addysg/la2847/?lang=en>

This change in the minimum entry requirements will be implemented in respect of applications for entry to ITT programmes starting in academic year 2014/15. Given the importance attached to the raising of standards in literacy and numeracy, increasing the minimum entry requirements will focus recruitment on applications from individuals with higher level entry qualifications.

It is important to note that whilst the Welsh Government has responsibility for setting the minimum entry requirements for ITT courses, individual ITT Providers are free to set their own standards above the minimum entry standard for their courses. As the consultation acknowledged, in previous academic years anecdotal evidence suggests that there has been a universal requirement across the ITT Providers to ask for the equivalent of a GCSE grade B in English for course entry. This was replicated in several instances for mathematics also, particularly for primary courses for which entry to courses is particularly competitive. Addressing the specific point raised in your correspondence, we did not undertake a survey of past ITT trainees qualifications prior to the commencement of the consultation.

The Welsh Government highlighted in the consultation that it was not our intention to include a statutory minimum entry requirement for entry to Welsh-medium ITT Courses for a qualification in Welsh. An earlier consultation on the Requirements in 2006 included a proposal that Welsh-specific entry requirements should be incorporated for Welsh-medium courses, but many

respondents at that time felt that there would be serious practical difficulties in adopting this approach. It was felt that referencing a Welsh GCSE standard would discriminate against those who learned Welsh as a second language at school and who had pursued subsequent learning through the medium of Welsh. Concerns were also expressed in response about how a Welsh-medium course is defined, as ITT provision in Wales is available on a spectrum with wholly Welsh-medium courses at one end and wholly English-medium at another. It was felt that some courses had insufficient Welsh-medium content to justify an insistence on high-level language skills on entry.

Whilst the Welsh Government acknowledges that the scope of the skills and abilities required to make an excellent teacher are not restricted to educational attainment at GCSE level in isolation, we expect that prospective trainees should be able to evidence high standards of literacy and numeracy. The raising of the minimum entry requirements at GCSE, combined with the implementation of statutory requirements for the ITT Providers to assess the trainees' personal literacy and numeracy skills on entry to, and throughout the duration of, ITT courses will address this issue.

Sincerely

---

**From:**

**Sent:** 16 April 2013 12:18

**To:** ITTRequirementsConsultation

**Subject:** FOI Request/Query.

Dear

Prior to initiating your consultation on increasing the grade requirement for ITT entry to "B" minimum in Maths and English, did you undertake a survey of past ITT student's qualifications at GCSE in those subjects?

If so could you provide me with the GCSE Maths and English grades of the Primary ITT cohort that you studied divided into those going into Welsh Medium Primary TT and those undertaking English Medium Primary TT?

This year I asked two specific ITT providers to give me the GCE and GCSE grades of their 2012 Primary NQTs split into those doing Welsh Medium PGCE and English Medium PGCE.

What was clear (and very marked in the case of Bangor University) was that NQTs going into WM teaching had outstanding qualifications in Welsh but were relatively weak in English GCSE.

Of 112 (known) English medium NQTs at Bangor 31% had only C grade at GCSE English. Of 41 (known) Welsh Medium NQTs at Bangor 51% had only C grade at GCSE English.

My further question relates to a statement made in your summary of consultations. You say that in most Welsh ITT providers the existing requirement is for GCSE B grade in English and Maths.



The results that I got from Trinity and Bangor suggest that this isn't true....or did I just sample two ITT providers with low entry requirements?

Regards,

**Subject:**

FW: FOI Request/Query.

**From:**

**Sent:** 11 July 2013 10:31

**To:**

**Subject:** Re: FOI Request/Query. [REDACTED]

Dear

With my earlier findings in mind I asked the School's statistics unit to apply the new standards for ITT entry to the 2012 GCSE cohort. I will forward the result separately.

I don't pretend that the low number of 2012 GCSE pupils who reach qualification levels for TT at 15 is the final number available as a pool for Welsh Medium Primary teachers; many will re-sit to gain a "B" in English or Maths or a "C" in Science at GCSE. Others will sit entry exams for the various TT courses and acquire an entry qualification that way. Nevertheless I think that the School Standards Unit were naive when they took "anecdotal" evidence that students entering TT in the past had been required to have minimum "B" passes at GCSE Maths and English to be considered.

As I have pointed out, Welsh medium primary teacher provision is likely to be a particular problem since for every vacant teacher position in WM teaching primary there were 11 applicants in 2012 but for primary teacher vacancies in EM schools there were 33 applicants.

I am of the opinion that the demand for WM teachers coupled with the restricted supply, has had the result of lowering the standard of those teachers over a long period of time and that this is having a knock-on effect on the attainment levels of pupils in WM schools, as is evidenced by benchmarked comparisons with EM schools at each Key Stage.

Regards,

**Subject:**

FW: ATISN 7358 - Disclosure

**From:**

**Sent:** 11 July 2013 11:07

**To:**

**Subject:** Fwd: ATISN 7358 - Disclosure

As you can see, [REDACTED], the new standards have the potential to dramatically reduce the provision of, particularly WM primary teachers.

They also tell another story, about the standards attained by pupils taking Welsh first language from (mainly) Welsh medium and Bi-lingual secondary schools. It should have been the case that the failure of pupils in these schools to score in the Core Subject Indicator measure alerted educationalists to the falling (in comparison with similar EM schools) standards in core subjects. The reason why this hasn't happened is the way that CSI is measure in WM schools: Welsh/Eng as part of the measure gives a statistical advantage to WM schools. In fact over the last two years the number of pupils who scored A\*-C in Welsh but not English, and were included in the level2 Inclusive measure, has increased from 153 (2%) in 2011 to 205 (3%) in 2012.

When you look at the cohort taking Welsh first language you should also bear in mind that this group is a socio-economic elite within the school population:

Of the 6630 15 year old pupils in WM schools in 2012, 631 were eligible for free school meals....9.5%  
Of the 4970 pupils who took GCSE Welsh first Language 396 were eligible for free school meals....8%  
Of the 3711 pupils who gained A\*-C in Welsh first language from WM schools only, 183 were eligible for FSMs.

When you consider that the figures for pupils gaining Welsh A\*-C in conjunction with English A\*-B and Maths A\*-B plus Science A\*-C apply to a cohort where only 5% are from a deprived background the figures do not look good.

Regards,

**Subject:** FW: KS2 Level4+.  
**Attachments:** KS2 2013 BenchmarkingPlus1.xls

**From:**  
**Sent:** 18 October 2013 10:20  
**To:**  
**Subject:** KS2 Level4+.

Dear

I attach a data set for 3013 KS2 level4+ results benchmarked against school's Free School Meals entitlement. The "Working" page shows the figures for core subjects in graph form comparing Welsh Medium and English Medium Primary schools. I assume that these pupils attaining level4+ will be the pupils gaining A\*-B at GCSE in five years time.

If I were to guess why pupils in WM primary schools underachieve in Maths and Science I would say that the clue lies in the poor level of attainment in Welsh. In the WM schools Welsh is the medium of instruction in Maths and Science. It's clear that a significant percentage of pupils have not attained high levels of facility in Welsh by the end of KS2 and so it is reasonable to suppose that some will have struggled to understand instruction given through the medium of Welsh.

I have previously written to you pointing out that Welsh first language is not taught successfully in Welsh Medium schools...nevertheless Estyn continues to point the finger at Maths as the poorest performing subject. Perhaps grasping the nettle with regard to WM schooling would help a lot with grades in core subjects overall.

Since the poor performance of pupils eligible for Free school Meals in Wales is in the news can I draw your attention to a data set that I asked for to look at the performance of FSM pupils at GCSE in 2012. In this case I have grouped schools according to FSM entitlement percentage but also looked at the FSM percentage of the GCSE year cohort.

<http://wales.gov.uk/about/foi/responses/dl2013/janmar/addvsg1/dled213/?lang=en>

Best Wishes,

**Key Stage 2, All Schools, 2013**

All benchmarks are based on the percentage of pupils achieving the expected level or above (Level 5+)

**Cyfnod Allweddol 2, Pob Ysgol, 2013**

Mae'r holl gwarteli wedi'u seilio ar y canran o ddisgyblion sy'n cyrraedd y lefel disgwyliedig (Lefel 5+)

ALL SCHOOLS: Schools with up to 10 per cent eligible for FSM										POB YSGOL: Ysgolion â hyd at 10 y cant yn gymwys i gael PYD											
	Number of Pupils Nifer y Disgyblion	Number of schools Nifer o ysgolion	Minimum Isafswm	Lower Quartile Chwartel Isaf	Median Canolrif	Upper Quartile Chwartel Uchaf	Maximum Uchafswm														
English	8,279	382	0	33	44	55	100													Saesneg	
Welsh First Language	2,317	166	0	22	36	50	100													Cymraeg Iaith Gyntaf	
Mathematics	8,279	382	0	33	44	55	100													Mathemateg	
Science	8,279	382	0	33	46	57	100													Gwyddoniaeth	
Core Subject Indicator	0	0	.	.	.	.	.	.	.	.	.	.	.	.	.	.	.	.	.	.	Dangosydd Pynciau Craidd

ALL SCHOOLS: Schools with over 10 per cent and up to 15 per cent eligible for FSM										POB YSGOL: Ysgolion â mwy na 10 y cant a hyd at 15 y cant yn gymwys i gael PYD											
	Number of Pupils Nifer y Disgyblion	Number of schools Nifer o ysgolion	Minimum Isafswm	Lower Quartile Chwartel Isaf	Median Canolrif	Upper Quartile Chwartel Uchaf	Maximum Uchafswm														
English	5,140	218	0	27	39	49	100													Saesneg	
Welsh First Language	1,529	99	0	15	26	40	78													Cymraeg Iaith Gyntaf	
Mathematics	5,140	218	0	29	38	45	100													Mathemateg	
Science	5,140	218	0	26	38	50	100													Gwyddoniaeth	
Core Subject Indicator	0	0	.	.	.	.	.	.	.	.	.	.	.	.	.	.	.	.	.	.	Dangosydd Pynciau Craidd

ALL SCHOOLS: Schools with over 15 per cent and up to 20 per cent eligible for FSM										POB YSGOL: Ysgolion â mwy na 15 y cant a hyd at 20 y cant yn gymwys i gael PYD											
	Number of Pupils Nifer y Disgyblion	Number of schools Nifer o ysgolion	Minimum Isafswm	Lower Quartile Chwartel Isaf	Median Canolrif	Upper Quartile Chwartel Uchaf	Maximum Uchafswm														
English	3,757	163	0	25	33	41	100													Saesneg	
Welsh First Language	1,019	69	0	19	26	38	100													Cymraeg Iaith Gyntaf	
Mathematics	3,757	163	0	25	33	42	100													Mathemateg	
Science	3,757	163	0	25	31	41	100													Gwyddoniaeth	
Core Subject Indicator	0	0	.	.	.	.	.	.	.	.	.	.	.	.	.	.	.	.	.	.	Dangosydd Pynciau Craidd

ALL SCHOOLS: Schools with over 20 per cent and up to 25 per cent eligible for FSM										POB YSGOL: Ysgolion â mwy na 20 y cant a hyd at 25 y cant yn gymwys i gael PYD											
	Number of Pupils Nifer y Disgyblion	Number of schools Nifer o ysgolion	Minimum Isafswm	Lower Quartile Chwartel Isaf	Median Canolrif	Upper Quartile Chwartel Uchaf	Maximum Uchafswm														
English	3,458	131	0	25	33	42	67													Saesneg	
Welsh First Language	659	41	0	17	25	36	73													Cymraeg Iaith Gyntaf	
Mathematics	3,458	131	0	23	33	42	73													Mathemateg	
Science	3,458	131	0	21	33	41	87													Gwyddoniaeth	
Core Subject Indicator	0	0	.	.	.	.	.	.	.	.	.	.	.	.	.	.	.	.	.	.	Dangosydd Pynciau Craidd

ALL SCHOOLS: Schools with over 25 per cent and up to 30 per cent eligible for FSM										POB YSGOL: Ysgolion â mwy na 25 y cant a hyd at 30 y cant yn gymwys i gael PYD											
	Number of Pupils Nifer y Disgyblion	Number of schools Nifer o ysgolion	Minimum Isafswm	Lower Quartile Chwartel Isaf	Median Canolrif	Upper Quartile Chwartel Uchaf	Maximum Uchafswm														
English	2,937	115	0	22	29	38	72													Saesneg	
Welsh First Language	336	25	0	0	17	24	50													Cymraeg Iaith Gyntaf	
Mathematics	2,937	115	0	22	29	40	80													Mathemateg	
Science	2,937	115	0	20	29	39	80													Gwyddoniaeth	
Core Subject Indicator	0	0	.	.	.	.	.	.	.	.	.	.	.	.	.	.	.	.	.	.	Dangosydd Pynciau Craidd

ALL SCHOOLS: Schools with over 30 per cent eligible for FSM										POB YSGOL: Ysgolion â mwy na 30 y cant yn gymwys i gael PYD											
	Number of Pupils Nifer y Disgyblion	Number of schools Nifer o ysgolion	Minimum Isafswm	Lower Quartile Chwartel Isaf	Median Canolrif	Upper Quartile Chwartel Uchaf	Maximum Uchafswm														
English	7,106	285	0	19	26	33	67													Saesneg	
Welsh First Language	321	28	0	0	18	26	67													Cymraeg Iaith Gyntaf	
Mathematics	7,106	285	0	19	26	33	67													Mathemateg	
Science	7,106	285	0	18	26	35	78													Gwyddoniaeth	
Core Subject Indicator	0	0	.	.	.	.	.	.	.	.	.	.	.	.	.	.	.	.	.	.	Dangosydd Pynciau Craidd

ALL PRIMARY SCHOOLS										POB YSGOL GYNRADD											
	Number of Pupils Nifer y Disgyblion	Number of schools Nifer o ysgolion	Minimum Isafswm	Lower Quartile Chwartel Isaf	Median Canolrif	Upper Quartile Chwartel Uchaf	Maximum Uchafswm														
English	30,677	1,294	0	25	33	46	100													Saesneg	
Welsh First Language	6,181	428	0	17	29	40	100													Cymraeg Iaith Gyntaf	
Mathematics	30,677	1,294	0	25	34	45	100													Mathemateg	
Science	30,677	1,294	0	24	34	47	100													Gwyddoniaeth	
Core Subject Indicator	0	0	.	.	.	.	.	.	.	.	.	.	.	.	.	.	.	.	.	.	Dangosydd Pynciau Craidd

**Key Stage 2, Welsh Medium Schools, 2013**

All benchmarks are based on the percentage of pupils achieving the expected level or above (Level 5+)

**Cyfnod Allweddol 2, Ysgolion Cymraeg, 2013**

Mae'r holl gwarteli wedi'u seilio ar y canran o ddisgyblion sy'n cyrraedd y lefel disgwyliedig (Lefel 5+)

WELSH MEDIUM SCHOOLS: Schools with up to 10 per cent eligible for FSM			YSGOLION CYMRAEG: Ysgolion â hyd at 10 y cant yn gymwys i gael PYD						
	Number of Pupils Nifer y Disgyblion	Number of schools Nifer o ysgolion	Minimum Isafswm	Lower Quartile Chwartel Isaf	Median Canolrif	Upper Quartile Chwartel Uchaf	Maximum Uchafswm		
English	2,470	167	0	27	40	50	100	Saesneg	
Welsh First Language	2,316	165	0	22	36	50	100	Cymraeg Iaith Gyntaf	
Mathematics	2,470	167	0	30	40	50	100	Mathemateg	
Science	2,470	167	0	26	40	51	100	Gwyddoniaeth	
Core Subject Indicator	0	0	.	.	.	.	.	Dangosydd Pynciau Craidd	

WELSH MEDIUM SCHOOLS: Schools with over 10 per cent and up to 15 per cent eligible for FSM			YSGOLION CYMRAEG: Ysgolion â mwy na 10 y cant a hyd at 15 y cant yn gymwys i gael PYD						
	Number of Pupils Nifer y Disgyblion	Number of schools Nifer o ysgolion	Minimum Isafswm	Lower Quartile Chwartel Isaf	Median Canolrif	Upper Quartile Chwartel Uchaf	Maximum Uchafswm		
English	1,814	100	0	25	37	47	80	Saesneg	
Welsh First Language	1,516	98	0	15	26	40	78	Cymraeg Iaith Gyntaf	
Mathematics	1,814	100	0	25	36	43	70	Mathemateg	
Science	1,814	100	0	22	35	50	75	Gwyddoniaeth	
Core Subject Indicator	0	0	.	.	.	.	.	Dangosydd Pynciau Craidd	

WELSH MEDIUM SCHOOLS: Schools with over 15 per cent and up to 20 per cent eligible for FSM			YSGOLION CYMRAEG: Ysgolion â mwy na 15 y cant a hyd at 20 y cant yn gymwys i gael PYD						
	Number of Pupils Nifer y Disgyblion	Number of schools Nifer o ysgolion	Minimum Isafswm	Lower Quartile Chwartel Isaf	Median Canolrif	Upper Quartile Chwartel Uchaf	Maximum Uchafswm		
English	1,095	70	0	25	30	41	100	Saesneg	
Welsh First Language	1,019	69	0	19	26	38	100	Cymraeg Iaith Gyntaf	
Mathematics	1,095	70	0	21	33	44	100	Mathemateg	
Science	1,095	70	0	20	30	40	100	Gwyddoniaeth	
Core Subject Indicator	0	0	.	.	.	.	.	Dangosydd Pynciau Craidd	

WELSH MEDIUM SCHOOLS: Schools with over 20 per cent and up to 25 per cent eligible for FSM			YSGOLION CYMRAEG: Ysgolion â mwy na 20 y cant a hyd at 25 y cant yn gymwys i gael PYD						
	Number of Pupils Nifer y Disgyblion	Number of schools Nifer o ysgolion	Minimum Isafswm	Lower Quartile Chwartel Isaf	Median Canolrif	Upper Quartile Chwartel Uchaf	Maximum Uchafswm		
English	777	41	0	18	33	40	64	Saesneg	
Welsh First Language	655	40	0	16	25	37	73	Cymraeg Iaith Gyntaf	
Mathematics	777	41	0	17	30	40	73	Mathemateg	
Science	777	41	0	17	27	33	73	Gwyddoniaeth	
Core Subject Indicator	0	0	.	.	.	.	.	Dangosydd Pynciau Craidd	

WELSH MEDIUM SCHOOLS: Schools with over 25 per cent and up to 30 per cent eligible for FSM			YSGOLION CYMRAEG: Ysgolion â mwy na 25 y cant a hyd at 30 y cant yn gymwys i gael PYD						
	Number of Pupils Nifer y Disgyblion	Number of schools Nifer o ysgolion	Minimum Isafswm	Lower Quartile Chwartel Isaf	Median Canolrif	Upper Quartile Chwartel Uchaf	Maximum Uchafswm		
English	413	24	0	16	25	40	60	Saesneg	
Welsh First Language	334	24	0	0	18	25	50	Cymraeg Iaith Gyntaf	
Mathematics	413	24	0	20	27	40	80	Mathemateg	
Science	413	24	0	15	29	49	80	Gwyddoniaeth	
Core Subject Indicator	0	0	.	.	.	.	.	Dangosydd Pynciau Craidd	

WELSH MEDIUM SCHOOLS: Schools with over 30 per cent eligible for FSM			YSGOLION CYMRAEG: Ysgolion â mwy na 30 y cant yn gymwys i gael PYD						
	Number of Pupils Nifer y Disgyblion	Number of schools Nifer o ysgolion	Minimum Isafswm	Lower Quartile Chwartel Isaf	Median Canolrif	Upper Quartile Chwartel Uchaf	Maximum Uchafswm		
English	441	30	0	16	25	44	67	Saesneg	
Welsh First Language	320	27	0	0	20	26	67	Cymraeg Iaith Gyntaf	
Mathematics	441	30	0	13	27	35	56	Mathemateg	
Science	441	30	0	6	25	33	61	Gwyddoniaeth	
Core Subject Indicator	0	0	.	.	.	.	.	Dangosydd Pynciau Craidd	

ALL WELSH MEDIUM PRIMARY SCHOOLS			POB YSGOL GYNRADD CYMRAEG						
	Number of Pupils Nifer y Disgyblion	Number of schools Nifer o ysgolion	Minimum Isafswm	Lower Quartile Chwartel Isaf	Median Canolrif	Upper Quartile Chwartel Uchaf	Maximum Uchafswm		
English	7,010	432	0	24	33	46	100	Saesneg	
Welsh First Language	6,160	423	0	17	29	40	100	Cymraeg Iaith Gyntaf	
Mathematics	7,010	432	0	25	35	47	100	Mathemateg	
Science	7,010	432	0	21	33	47	100	Gwyddoniaeth	
Core Subject Indicator	0	0	.	.	.	.	.	Dangosydd Pynciau Craidd	

**Key Stage 2, English Medium Schools, 2013**

All benchmarks are based on the percentage of pupils achieving the expected level or above (Level 5+)

**Cyfnod Allweddol 2, Ysgolion Saesneg, 2013**

Mae'r holl gwarteli wedi'u seilio ar y canran o ddisgyblion sy'n cyrraedd y lefel disgwyliedig (Lefel 5+)

ENGLISH MEDIUM SCHOOLS: Schools with up to 10 per cent eligible for FSM										YSGOLION SAESNEG: Ysgolion â hyd at 10 y cant yn gymwys i gael PYD										
	Number of Pupils Nifer y Disgyblion	Number of schools Nifer o ysgolion	Minimum Isafswm	Lower Quartile Chwartel Isaf	Median Canolrif	Upper Quartile Chwartel Uchaf	Maximum Uchafswm													
English	5,809	215	0	38	48	58	100													Saesneg
Mathematics	5,809	215	0	37	45	56	100													Mathemateg
Science	5,809	215	0	40	50	57	100													Gwyddoniaeth
Core Subject Indicator	0	0	.	.	.	.	.													Dangosydd Pynciau Craidd

ENGLISH MEDIUM SCHOOLS: Schools with over 10 per cent and less than 15 per cent eligible for FSM										YSGOLION SAESNEG: Ysgolion â mwy na 10 y cant a hyd at 15 y cant yn gymwys i gael PYD										
	Number of Pupils Nifer y Disgyblion	Number of schools Nifer o ysgolion	Minimum Isafswm	Lower Quartile Chwartel Isaf	Median Canolrif	Upper Quartile Chwartel Uchaf	Maximum Uchafswm													
English	3,326	118	0	31	39	49	100													Saesneg
Mathematics	3,326	118	0	32	39	46	100													Mathemateg
Science	3,326	118	0	29	39	50	100													Gwyddoniaeth
Core Subject Indicator	0	0	.	.	.	.	.													Dangosydd Pynciau Craidd

ENGLISH MEDIUM SCHOOLS: Schools with over 15 per cent and less than 20 per cent eligible for FSM										YSGOLION SAESNEG: Ysgolion â mwy na 15 y cant a hyd at 20 y cant yn gymwys i gael PYD										
	Number of Pupils Nifer y Disgyblion	Number of schools Nifer o ysgolion	Minimum Isafswm	Lower Quartile Chwartel Isaf	Median Canolrif	Upper Quartile Chwartel Uchaf	Maximum Uchafswm													
English	2,662	93	0	27	33	41	67													Saesneg
Mathematics	2,662	93	0	27	32	38	64													Mathemateg
Science	2,662	93	0	28	33	42	64													Gwyddoniaeth
Core Subject Indicator	0	0	.	.	.	.	.													Dangosydd Pynciau Craidd

ENGLISH MEDIUM SCHOOLS: Schools with over 20 per cent and less than 25 per cent eligible for FSM										YSGOLION SAESNEG: Ysgolion â mwy na 20 y cant a hyd at 25 y cant yn gymwys i gael PYD										
	Number of Pupils Nifer y Disgyblion	Number of schools Nifer o ysgolion	Minimum Isafswm	Lower Quartile Chwartel Isaf	Median Canolrif	Upper Quartile Chwartel Uchaf	Maximum Uchafswm													
English	2,681	90	0	27	33	43	67													Saesneg
Mathematics	2,681	90	0	25	35	42	67													Mathemateg
Science	2,681	90	0	25	35	43	87													Gwyddoniaeth
Core Subject Indicator	0	0	.	.	.	.	.													Dangosydd Pynciau Craidd

ENGLISH MEDIUM SCHOOLS: Schools with over 25 per cent and less than 30 per cent eligible for FSM										YSGOLION SAESNEG: Ysgolion â mwy na 25 y cant a hyd at 30 y cant yn gymwys i gael PYD										
	Number of Pupils Nifer y Disgyblion	Number of schools Nifer o ysgolion	Minimum Isafswm	Lower Quartile Chwartel Isaf	Median Canolrif	Upper Quartile Chwartel Uchaf	Maximum Uchafswm													
English	2,524	91	0	24	29	38	72													Saesneg
Mathematics	2,524	91	0	22	30	40	80													Mathemateg
Science	2,524	91	0	21	29	37	71													Gwyddoniaeth
Core Subject Indicator	0	0	.	.	.	.	.													Dangosydd Pynciau Craidd

ENGLISH MEDIUM SCHOOLS: Schools with over 30 per cent eligible for FSM										YSGOLION SAESNEG: Ysgolion â mwy na 30 y cant yn gymwys i gael PYD										
	Number of Pupils Nifer y Disgyblion	Number of schools Nifer o ysgolion	Minimum Isafswm	Lower Quartile Chwartel Isaf	Median Canolrif	Upper Quartile Chwartel Uchaf	Maximum Uchafswm													
English	6,665	255	0	19	26	33	65													Saesneg
Mathematics	6,665	255	0	19	26	33	67													Mathemateg
Science	6,665	255	0	18	26	35	78													Gwyddoniaeth
Core Subject Indicator	0	0	.	.	.	.	.													Dangosydd Pynciau Craidd

ALL ENGLISH MEDIUM PRIMARY SCHOOLS										POB YSGOL GYMRADD SAESNEG										
	Number of Pupils Nifer y Disgyblion	Number of schools Nifer o ysgolion	Minimum Isafswm	Lower Quartile Chwartel Isaf	Median Canolrif	Upper Quartile Chwartel Uchaf	Maximum Uchafswm													
English	23,667	862	0	25	33	45	100													Saesneg
Mathematics	23,667	862	0	25	34	44	100													Mathemateg
Science	23,667	862	0	25	35	46	100													Gwyddoniaeth
Core Subject Indicator	0	0	.	.	.	.	.													Dangosydd Pynciau Craidd

**Key Stage 2: SUMMARY TABLES, 2013**

These tables show the average performance by subject, and by FSM band

**Cyfnod Allweddol 2: TABLAU CRYNODEB, 2013**

Mae'r tablau yma'n dangos y perfformiad cyfartalog yn ôl pwnc, ac yn ôl grŵp PYD.

**ALL PRIMARY SCHOOLS**
**POB YSGOL GYNRADD**

	FSM Band/ Band PYD						ALL SCHOOLS POB YSGOL	
	up to 10% hyd at 10%	over 10% and less than mwy na 10% a hyd at 15%	over 15% and less than mwy na 15% a hyd at 20%	over 20% and less than mwy na 20% a hyd at 25%	over 25% and less than mwy na 25% a hyd at 30%	over 30% mwy na 30%		
English	47	38	34	33	30	27	36	Saesneg
Welsh First Language	38	28	27	28	16	19	30	Cymraeg Iaith Gyntaf
Mathematics	46	38	34	33	32	27	36	Mathemateg
Science	48	38	35	33	30	27	37	Gwyddoniaeth
Core Subject Indicator	.	.	.	.	.	.	.	Dangosydd Pynciau Craidd

**WELSH MEDIUM SCHOOLS**
**YSGOLION CYMRAEG**

	FSM Band/ Band PYD						ALL WELSH MEDIUM SCHOOLS POB YSGOL GYNRADD GYMRAEG	
	up to 10% hyd at 10%	over 10% and less than mwy na 10% a hyd at 15%	over 15% and less than mwy na 15% a hyd at 20%	over 20% and less than mwy na 20% a hyd at 25%	over 25% and less than mwy na 25% a hyd at 30%	over 30% mwy na 30%		
English	41	36	32	32	24	29	35	Saesneg
Welsh First Language	38	28	27	28	16	19	31	Cymraeg Iaith Gyntaf
Mathematics	41	35	32	32	28	27	35	Mathemateg
Science	41	35	31	30	28	25	35	Gwyddoniaeth
Core Subject Indicator	.	.	.	.	.	.	.	Dangosydd Pynciau Craidd

**ENGLISH MEDIUM SCHOOLS**
**YSGOLION SAESNEG**

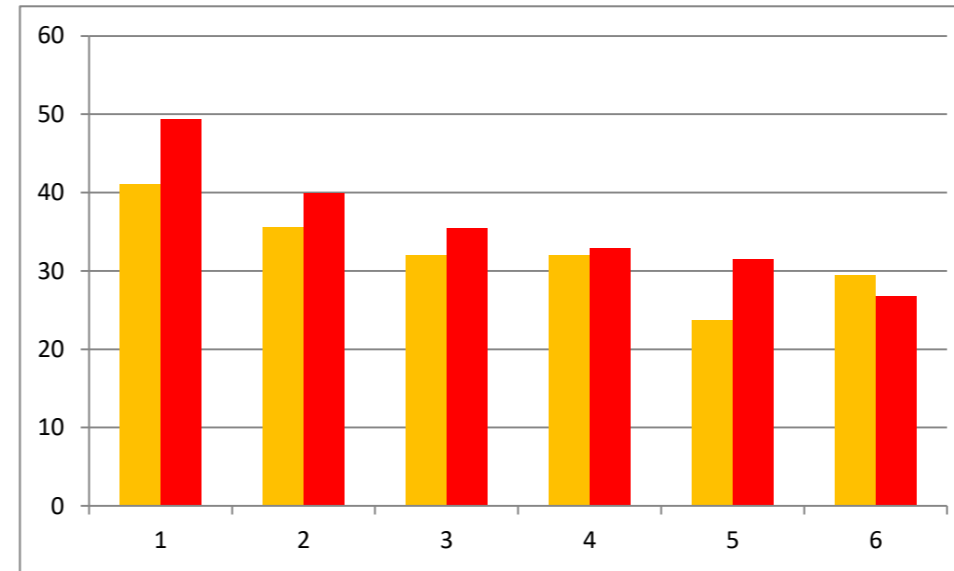
	FSM Band/ Band PYD						ALL ENGLISH MEDIUM SCHOOLS POB YSGOL GYNRADD SAESNEG	
	up to 10% hyd at 10%	over 10% and less than mwy na 10% a hyd at 15%	over 15% and less than mwy na 15% a hyd at 20%	over 20% and less than mwy na 20% a hyd at 25%	over 25% and less than mwy na 25% a hyd at 30%	over 30% mwy na 30%		
English	49	40	35	33	31	27	36	Saesneg
Mathematics	48	40	35	34	33	27	36	Mathemateg
Science	51	40	36	34	31	27	37	Gwyddoniaeth
Core Subject Indicator	.	.	.	.	.	.	.	Dangosydd Pynciau Craidd



KEY STAGE 2 LEVEL4+

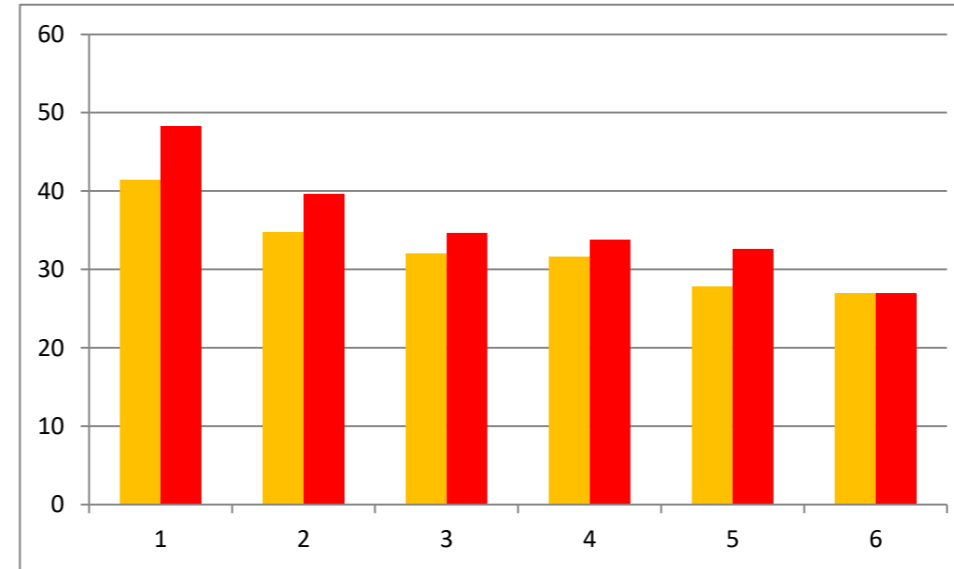
	FSM Band/ Band PYD						
	up to 10% hyd at 10%	over 10% and less than 15% mwy na 10% a hyd at 15%	over 15% and less than 20% mwy na 15% a hyd at 20%	over 20% and less than 25% mwy na 20% a hyd at 25%	over 25% and less than 30% mwy na 25% a hyd at 30%	over 30% mwy na 30%	
WM	41	36	32	32	24	29	WM
EM	49	40	35	33	31	27	EM

ENGLISH

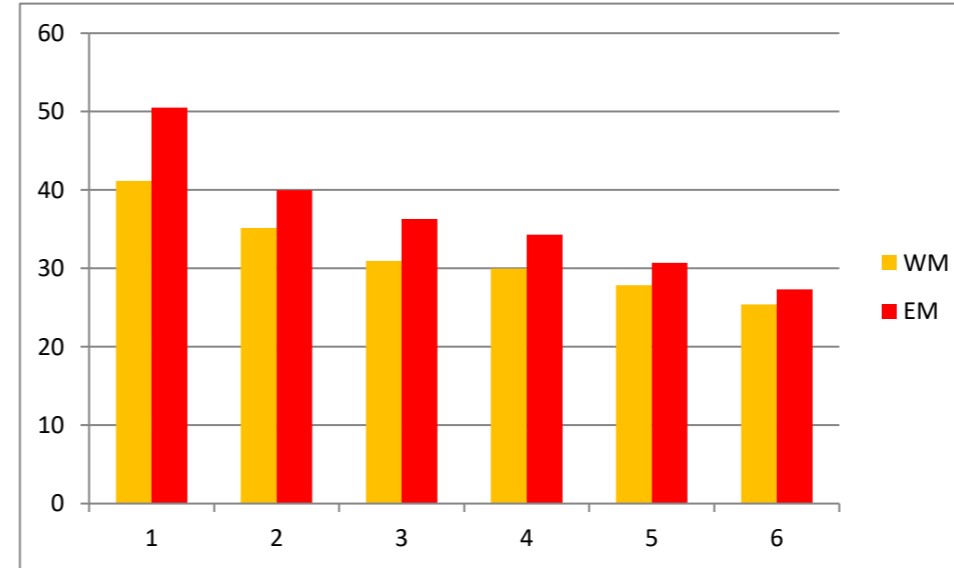


WM	41	35	32	32	28	27	WM
EM	48	40	35	34	33	27	EM

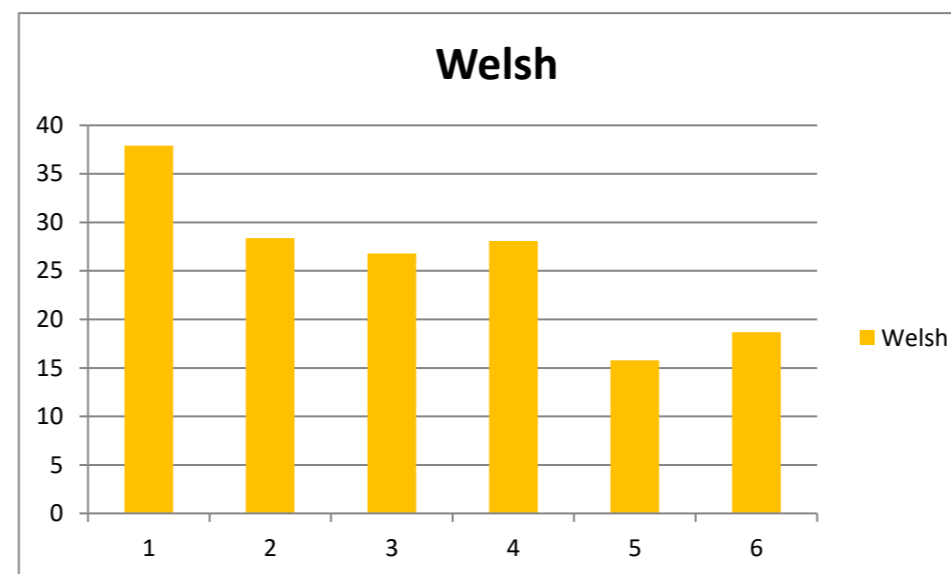
MATHS



WM	41	35	31	30	28	25	WM
EM	51	40	36	34	31	27	EM



Welsh	38	28	27	28	16	19
-------	----	----	----	----	----	----



**Subject:**  
**Attachments:**

FW: School size and educational effectiveness  
KS2 2013 BenchmarkingPlus1.xls; ATT00001.htm

**From:**

**To:**

**Subject: School size and educational effectiveness**

Dear

You may recollect that I sent you a data set looking at the Level5+ attainment of pupils in Welsh Medium and English Medium schools, benchmarked for free school meals eligibility. I attach an updated version where I have superimposed line graphs of relevant factors; EAL pupil percentage at A-C, year 6 cohort size, percentage of pupils in each medium in each FSM group of schools.

I have been reading your paper on the relationship between school size and educational attainment and inspection outcomes. I am not sure that you are suggesting a causal relationship between school size and better results but certainly, since there is evidence of under performance in WM schools, the research should have looked at the large proportion of WM schools in the group of "Small" schools and the small proportion of WM schools amongst the "Large" schools.

I have used just the 2013, 5-15, data set to look at Welsh schools:-

At primary level there are 274 WM and 272 EM schools with less than 101 pupils.

WM schools make up 32% of all Primary schools but 50% of all small primary schools.

At primary level there are 15 WM schools and 90 EM schools with more than 301 pupils.

WM schools make up 32% of all Primary schools but 14% of all large Primary schools.

At secondary level there are 29 WM and 45 EM schools with less than 601 pupils.

WM schools make up 25% of all secondary schools but 39% of all small secondary schools

At secondary level there are 2 WM schools and 27 EM schools with more than 1,100 pupils.

WM schools make up 25% of all secondary schools but 7% of all large secondary schools.

I suggest that the difference in performance between large and small schools may be due to the relative difference in the proportion of WM and EM schools in each group. On the other hand, the difference in performance between WM and EM schools could be due to the preponderance of small WM schools.

Either way, the only safe way to judge would be to separate EM and WM schools, group them according to FSM eligibility, and compare results in similar (FSM eligibility) large and small schools within the same medium and then across mediums.

As things stand I think that the "School size and educational effectiveness" paper is

**misleading.**

**If you do decide to check this aspect please could you forward the results to me.**

**Best Wishes,**

**Key Stage 2, All Schools, 2013**

All benchmarks are based on the percentage of pupils achieving the expected level or above (Level 5+)

**Cyfnod Allweddol 2, Pob Ysgol, 2013**

Mae'r holl gwarteli wedi'u seilio ar y canran o ddisgyblion sy'n cyrraedd y lefel disgwyliedig (Lefel 5+)

ALL SCHOOLS: Schools with up to 10 per cent eligible for FSM										POB YSGOL: Ysgolion â hyd at 10 y cant yn gymwys i gael PYD											
	Number of Pupils Nifer y Disgyblion	Number of schools Nifer o ysgolion	Minimum Isafswm	Lower Quartile Chwartel Isaf	Median Canolrif	Upper Quartile Chwartel Uchaf	Maximum Uchafswm														
English	8,279	382	0	33	44	55	100													Saesneg	
Welsh First Language	2,317	166	0	22	36	50	100													Cymraeg Iaith Gyntaf	
Mathematics	8,279	382	0	33	44	55	100													Mathemateg	
Science	8,279	382	0	33	46	57	100													Gwyddoniaeth	
Core Subject Indicator	0	0	.	.	.	.	.	.	.	.	.	.	.	.	.	.	.	.	.	.	Dangosydd Pynciau Craidd

ALL SCHOOLS: Schools with over 10 per cent and up to 15 per cent eligible for FSM										POB YSGOL: Ysgolion â mwy na 10 y cant a hyd at 15 y cant yn gymwys i gael PYD											
	Number of Pupils Nifer y Disgyblion	Number of schools Nifer o ysgolion	Minimum Isafswm	Lower Quartile Chwartel Isaf	Median Canolrif	Upper Quartile Chwartel Uchaf	Maximum Uchafswm														
English	5,140	218	0	27	39	49	100													Saesneg	
Welsh First Language	1,529	99	0	15	26	40	78													Cymraeg Iaith Gyntaf	
Mathematics	5,140	218	0	29	38	45	100													Mathemateg	
Science	5,140	218	0	26	38	50	100													Gwyddoniaeth	
Core Subject Indicator	0	0	.	.	.	.	.	.	.	.	.	.	.	.	.	.	.	.	.	.	Dangosydd Pynciau Craidd

ALL SCHOOLS: Schools with over 15 per cent and up to 20 per cent eligible for FSM										POB YSGOL: Ysgolion â mwy na 15 y cant a hyd at 20 y cant yn gymwys i gael PYD											
	Number of Pupils Nifer y Disgyblion	Number of schools Nifer o ysgolion	Minimum Isafswm	Lower Quartile Chwartel Isaf	Median Canolrif	Upper Quartile Chwartel Uchaf	Maximum Uchafswm														
English	3,757	163	0	25	33	41	100													Saesneg	
Welsh First Language	1,019	69	0	19	26	38	100													Cymraeg Iaith Gyntaf	
Mathematics	3,757	163	0	25	33	42	100													Mathemateg	
Science	3,757	163	0	25	31	41	100													Gwyddoniaeth	
Core Subject Indicator	0	0	.	.	.	.	.	.	.	.	.	.	.	.	.	.	.	.	.	.	Dangosydd Pynciau Craidd

ALL SCHOOLS: Schools with over 20 per cent and up to 25 per cent eligible for FSM										POB YSGOL: Ysgolion â mwy na 20 y cant a hyd at 25 y cant yn gymwys i gael PYD											
	Number of Pupils Nifer y Disgyblion	Number of schools Nifer o ysgolion	Minimum Isafswm	Lower Quartile Chwartel Isaf	Median Canolrif	Upper Quartile Chwartel Uchaf	Maximum Uchafswm														
English	3,458	131	0	25	33	42	67													Saesneg	
Welsh First Language	659	41	0	17	25	36	73													Cymraeg Iaith Gyntaf	
Mathematics	3,458	131	0	23	33	42	73													Mathemateg	
Science	3,458	131	0	21	33	41	87													Gwyddoniaeth	
Core Subject Indicator	0	0	.	.	.	.	.	.	.	.	.	.	.	.	.	.	.	.	.	.	Dangosydd Pynciau Craidd

ALL SCHOOLS: Schools with over 25 per cent and up to 30 per cent eligible for FSM										POB YSGOL: Ysgolion â mwy na 25 y cant a hyd at 30 y cant yn gymwys i gael PYD											
	Number of Pupils Nifer y Disgyblion	Number of schools Nifer o ysgolion	Minimum Isafswm	Lower Quartile Chwartel Isaf	Median Canolrif	Upper Quartile Chwartel Uchaf	Maximum Uchafswm														
English	2,937	115	0	22	29	38	72													Saesneg	
Welsh First Language	336	25	0	0	17	24	50													Cymraeg Iaith Gyntaf	
Mathematics	2,937	115	0	22	29	40	80													Mathemateg	
Science	2,937	115	0	20	29	39	80													Gwyddoniaeth	
Core Subject Indicator	0	0	.	.	.	.	.	.	.	.	.	.	.	.	.	.	.	.	.	.	Dangosydd Pynciau Craidd

ALL SCHOOLS: Schools with over 30 per cent eligible for FSM										POB YSGOL: Ysgolion â mwy na 30 y cant yn gymwys i gael PYD											
	Number of Pupils Nifer y Disgyblion	Number of schools Nifer o ysgolion	Minimum Isafswm	Lower Quartile Chwartel Isaf	Median Canolrif	Upper Quartile Chwartel Uchaf	Maximum Uchafswm														
English	7,106	285	0	19	26	33	67													Saesneg	
Welsh First Language	321	28	0	0	18	26	67													Cymraeg Iaith Gyntaf	
Mathematics	7,106	285	0	19	26	33	67													Mathemateg	
Science	7,106	285	0	18	26	35	78													Gwyddoniaeth	
Core Subject Indicator	0	0	.	.	.	.	.	.	.	.	.	.	.	.	.	.	.	.	.	.	Dangosydd Pynciau Craidd

ALL PRIMARY SCHOOLS										POB YSGOL GYNRADD											
	Number of Pupils Nifer y Disgyblion	Number of schools Nifer o ysgolion	Minimum Isafswm	Lower Quartile Chwartel Isaf	Median Canolrif	Upper Quartile Chwartel Uchaf	Maximum Uchafswm														
English	30,677	1,294	0	25	33	46	100													Saesneg	
Welsh First Language	6,181	428	0	17	29	40	100													Cymraeg Iaith Gyntaf	
Mathematics	30,677	1,294	0	25	34	45	100													Mathemateg	
Science	30,677	1,294	0	24	34	47	100													Gwyddoniaeth	
Core Subject Indicator	0	0	.	.	.	.	.	.	.	.	.	.	.	.	.	.	.	.	.	.	Dangosydd Pynciau Craidd

**Key Stage 2, Welsh Medium Schools, 2013**

All benchmarks are based on the percentage of pupils achieving the expected level or above (Level 5+)

**Cyfnod Allweddol 2, Ysgolion Cymraeg, 2013**

Mae'r holl gwarteli wedi'u seilio ar y canran o ddisgyblion sy'n cyrraedd y lefel disgwylidiedig (Lefel 5+)

WELSH MEDIUM SCHOOLS: Schools with up to 10 per cent eligible for FSM			YSGOLION CYMRAEG: Ysgolion â hyd at 10 y cant yn gymwys i gael PYD						
	Number of Pupils Nifer y Disgyblion	Number of schools Nifer o ysgolion	Minimum Isafswm	Lower Quartile Chwartel Isaf	Median Canolrif	Upper Quartile Chwartel Uchaf	Maximum Uchafswm		
English	2,470	167	0	27	40	50	100	Saesneg	
Welsh First Language	2,316	165	0	22	36	50	100	Cymraeg Iaith Gyntaf	
Mathematics	2,470	167	0	30	40	50	100	Mathemateg	
Science	2,470	167	0	26	40	51	100	Gwyddoniaeth	
Core Subject Indicator	0	0	.	.	.	.	.	Dangosydd Pynciau Craidd	

WELSH MEDIUM SCHOOLS: Schools with over 10 per cent and up to 15 per cent eligible for FSM			YSGOLION CYMRAEG: Ysgolion â mwy na 10 y cant a hyd at 15 y cant yn gymwys i gael PYD						
	Number of Pupils Nifer y Disgyblion	Number of schools Nifer o ysgolion	Minimum Isafswm	Lower Quartile Chwartel Isaf	Median Canolrif	Upper Quartile Chwartel Uchaf	Maximum Uchafswm		
English	1,814	100	0	25	37	47	80	Saesneg	
Welsh First Language	1,516	98	0	15	26	40	78	Cymraeg Iaith Gyntaf	
Mathematics	1,814	100	0	25	36	43	70	Mathemateg	
Science	1,814	100	0	22	35	50	75	Gwyddoniaeth	
Core Subject Indicator	0	0	.	.	.	.	.	Dangosydd Pynciau Craidd	

WELSH MEDIUM SCHOOLS: Schools with over 15 per cent and up to 20 per cent eligible for FSM			YSGOLION CYMRAEG: Ysgolion â mwy na 15 y cant a hyd at 20 y cant yn gymwys i gael PYD						
	Number of Pupils Nifer y Disgyblion	Number of schools Nifer o ysgolion	Minimum Isafswm	Lower Quartile Chwartel Isaf	Median Canolrif	Upper Quartile Chwartel Uchaf	Maximum Uchafswm		
English	1,095	70	0	25	30	41	100	Saesneg	
Welsh First Language	1,019	69	0	19	26	38	100	Cymraeg Iaith Gyntaf	
Mathematics	1,095	70	0	21	33	44	100	Mathemateg	
Science	1,095	70	0	20	30	40	100	Gwyddoniaeth	
Core Subject Indicator	0	0	.	.	.	.	.	Dangosydd Pynciau Craidd	

WELSH MEDIUM SCHOOLS: Schools with over 20 per cent and up to 25 per cent eligible for FSM			YSGOLION CYMRAEG: Ysgolion â mwy na 20 y cant a hyd at 25 y cant yn gymwys i gael PYD						
	Number of Pupils Nifer y Disgyblion	Number of schools Nifer o ysgolion	Minimum Isafswm	Lower Quartile Chwartel Isaf	Median Canolrif	Upper Quartile Chwartel Uchaf	Maximum Uchafswm		
English	777	41	0	18	33	40	64	Saesneg	
Welsh First Language	655	40	0	16	25	37	73	Cymraeg Iaith Gyntaf	
Mathematics	777	41	0	17	30	40	73	Mathemateg	
Science	777	41	0	17	27	33	73	Gwyddoniaeth	
Core Subject Indicator	0	0	.	.	.	.	.	Dangosydd Pynciau Craidd	

WELSH MEDIUM SCHOOLS: Schools with over 25 per cent and up to 30 per cent eligible for FSM			YSGOLION CYMRAEG: Ysgolion â mwy na 25 y cant a hyd at 30 y cant yn gymwys i gael PYD						
	Number of Pupils Nifer y Disgyblion	Number of schools Nifer o ysgolion	Minimum Isafswm	Lower Quartile Chwartel Isaf	Median Canolrif	Upper Quartile Chwartel Uchaf	Maximum Uchafswm		
English	413	24	0	16	25	40	60	Saesneg	
Welsh First Language	334	24	0	0	18	25	50	Cymraeg Iaith Gyntaf	
Mathematics	413	24	0	20	27	40	80	Mathemateg	
Science	413	24	0	15	29	49	80	Gwyddoniaeth	
Core Subject Indicator	0	0	.	.	.	.	.	Dangosydd Pynciau Craidd	

WELSH MEDIUM SCHOOLS: Schools with over 30 per cent eligible for FSM			YSGOLION CYMRAEG: Ysgolion â mwy na 30 y cant yn gymwys i gael PYD						
	Number of Pupils Nifer y Disgyblion	Number of schools Nifer o ysgolion	Minimum Isafswm	Lower Quartile Chwartel Isaf	Median Canolrif	Upper Quartile Chwartel Uchaf	Maximum Uchafswm		
English	441	30	0	16	25	44	67	Saesneg	
Welsh First Language	320	27	0	0	20	26	67	Cymraeg Iaith Gyntaf	
Mathematics	441	30	0	13	27	35	56	Mathemateg	
Science	441	30	0	6	25	33	61	Gwyddoniaeth	
Core Subject Indicator	0	0	.	.	.	.	.	Dangosydd Pynciau Craidd	

ALL WELSH MEDIUM PRIMARY SCHOOLS			POB YSGOL GYNRADD CYMRAEG						
	Number of Pupils Nifer y Disgyblion	Number of schools Nifer o ysgolion	Minimum Isafswm	Lower Quartile Chwartel Isaf	Median Canolrif	Upper Quartile Chwartel Uchaf	Maximum Uchafswm		
English	7,010	432	0	24	33	46	100	Saesneg	
Welsh First Language	6,160	423	0	17	29	40	100	Cymraeg Iaith Gyntaf	
Mathematics	7,010	432	0	25	35	47	100	Mathemateg	
Science	7,010	432	0	21	33	47	100	Gwyddoniaeth	
Core Subject Indicator	0	0	.	.	.	.	.	Dangosydd Pynciau Craidd	

**Key Stage 2, English Medium Schools, 2013**

All benchmarks are based on the percentage of pupils achieving the expected level or above (Level 5+)

**Cyfnod Allweddol 2, Ysgolion Saesneg, 2013**

Mae'r holl gwarteli wedi'u seilio ar y canran o ddisgyblion sy'n cyrraedd y lefel disgwylledig (Lefel 5+)

ENGLISH MEDIUM SCHOOLS: Schools with up to 10 per cent eligible for FSM										YSGOLION SAESNEG: Ysgolion â hyd at 10 y cant yn gymwys i gael PYD										
	Number of Pupils Nifer y Disgyblion	Number of schools Nifer o ysgolion	Minimum Isafswm	Lower Quartile Chwartel Isaf	Median Canolrif	Upper Quartile Chwartel Uchaf	Maximum Uchafswm													
English	5,809	215	0	38	48	58	100													Saesneg
Mathematics	5,809	215	0	37	45	56	100													Mathemateg
Science	5,809	215	0	40	50	57	100													Gwyddoniaeth
Core Subject Indicator	0	0	.	.	.	.	.													Dangosydd Pynciau Craidd

ENGLISH MEDIUM SCHOOLS: Schools with over 10 per cent and less than 15 per cent eligible for FSM										YSGOLION SAESNEG: Ysgolion â mwy na 10 y cant a hyd at 15 y cant yn gymwys i gael PYD										
	Number of Pupils Nifer y Disgyblion	Number of schools Nifer o ysgolion	Minimum Isafswm	Lower Quartile Chwartel Isaf	Median Canolrif	Upper Quartile Chwartel Uchaf	Maximum Uchafswm													
English	3,326	118	0	31	39	49	100													Saesneg
Mathematics	3,326	118	0	32	39	46	100													Mathemateg
Science	3,326	118	0	29	39	50	100													Gwyddoniaeth
Core Subject Indicator	0	0	.	.	.	.	.													Dangosydd Pynciau Craidd

ENGLISH MEDIUM SCHOOLS: Schools with over 15 per cent and less than 20 per cent eligible for FSM										YSGOLION SAESNEG: Ysgolion â mwy na 15 y cant a hyd at 20 y cant yn gymwys i gael PYD										
	Number of Pupils Nifer y Disgyblion	Number of schools Nifer o ysgolion	Minimum Isafswm	Lower Quartile Chwartel Isaf	Median Canolrif	Upper Quartile Chwartel Uchaf	Maximum Uchafswm													
English	2,662	93	0	27	33	41	67													Saesneg
Mathematics	2,662	93	0	27	32	38	64													Mathemateg
Science	2,662	93	0	28	33	42	64													Gwyddoniaeth
Core Subject Indicator	0	0	.	.	.	.	.													Dangosydd Pynciau Craidd

ENGLISH MEDIUM SCHOOLS: Schools with over 20 per cent and less than 25 per cent eligible for FSM										YSGOLION SAESNEG: Ysgolion â mwy na 20 y cant a hyd at 25 y cant yn gymwys i gael PYD										
	Number of Pupils Nifer y Disgyblion	Number of schools Nifer o ysgolion	Minimum Isafswm	Lower Quartile Chwartel Isaf	Median Canolrif	Upper Quartile Chwartel Uchaf	Maximum Uchafswm													
English	2,681	90	0	27	33	43	67													Saesneg
Mathematics	2,681	90	0	25	35	42	67													Mathemateg
Science	2,681	90	0	25	35	43	87													Gwyddoniaeth
Core Subject Indicator	0	0	.	.	.	.	.													Dangosydd Pynciau Craidd

ENGLISH MEDIUM SCHOOLS: Schools with over 25 per cent and less than 30 per cent eligible for FSM										YSGOLION SAESNEG: Ysgolion â mwy na 25 y cant a hyd at 30 y cant yn gymwys i gael PYD										
	Number of Pupils Nifer y Disgyblion	Number of schools Nifer o ysgolion	Minimum Isafswm	Lower Quartile Chwartel Isaf	Median Canolrif	Upper Quartile Chwartel Uchaf	Maximum Uchafswm													
English	2,524	91	0	24	29	38	72													Saesneg
Mathematics	2,524	91	0	22	30	40	80													Mathemateg
Science	2,524	91	0	21	29	37	71													Gwyddoniaeth
Core Subject Indicator	0	0	.	.	.	.	.													Dangosydd Pynciau Craidd

ENGLISH MEDIUM SCHOOLS: Schools with over 30 per cent eligible for FSM										YSGOLION SAESNEG: Ysgolion â mwy na 30 y cant yn gymwys i gael PYD										
	Number of Pupils Nifer y Disgyblion	Number of schools Nifer o ysgolion	Minimum Isafswm	Lower Quartile Chwartel Isaf	Median Canolrif	Upper Quartile Chwartel Uchaf	Maximum Uchafswm													
English	6,665	255	0	19	26	33	65													Saesneg
Mathematics	6,665	255	0	19	26	33	67													Mathemateg
Science	6,665	255	0	18	26	35	78													Gwyddoniaeth
Core Subject Indicator	0	0	.	.	.	.	.													Dangosydd Pynciau Craidd

ALL ENGLISH MEDIUM PRIMARY SCHOOLS										POB YSGOL GYMRADD SAESNEG										
	Number of Pupils Nifer y Disgyblion	Number of schools Nifer o ysgolion	Minimum Isafswm	Lower Quartile Chwartel Isaf	Median Canolrif	Upper Quartile Chwartel Uchaf	Maximum Uchafswm													
English	23,667	862	0	25	33	45	100													Saesneg
Mathematics	23,667	862	0	25	34	44	100													Mathemateg
Science	23,667	862	0	25	35	46	100													Gwyddoniaeth
Core Subject Indicator	0	0	.	.	.	.	.													Dangosydd Pynciau Craidd

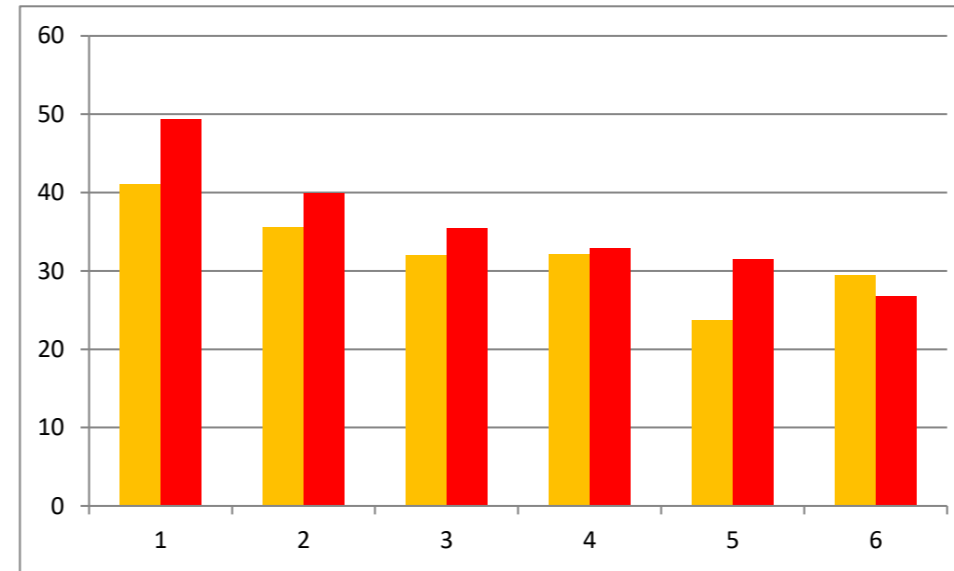




KEY STAGE 2 LEVEL4+

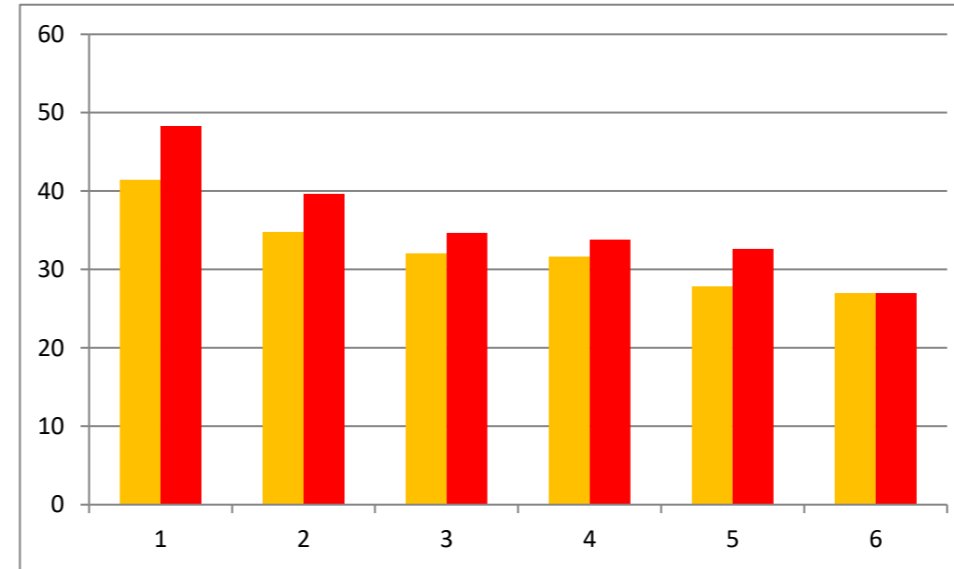
	FSM Band/ Band PYD						
	up to 10% hyd at 10%	over 10% and less than 15% mwy na 10% a hyd at 15%	over 15% and less than 20% mwy na 15% a hyd at 20%	over 20% and less than 25% mwy na 20% a hyd at 25%	over 25% and less than 30% mwy na 25% a hyd at 30%	over 30% mwy na 30%	
WM	41	36	32	32	24	29	WM
EM	49	40	35	33	31	27	EM

ENGLISH

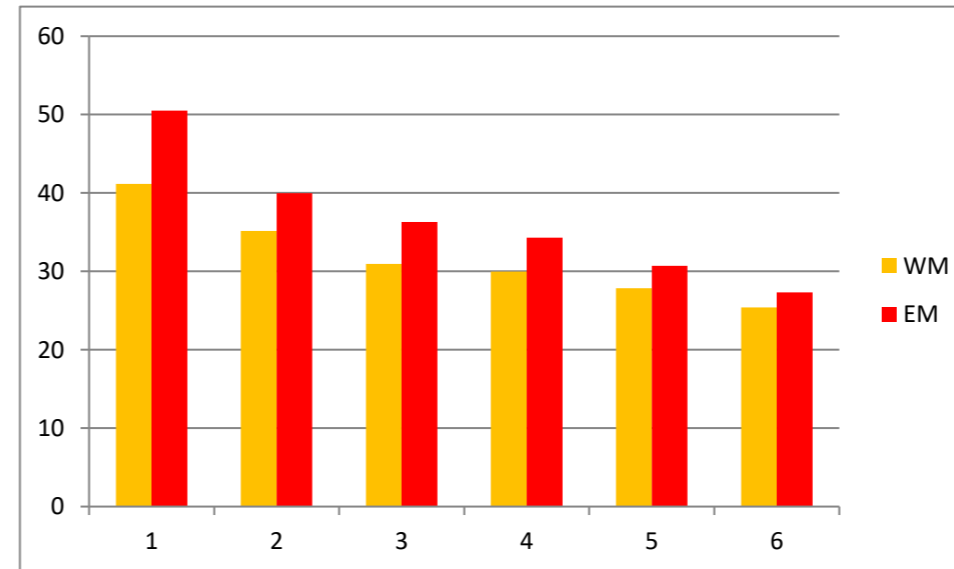


WM	41	35	32	32	28	27	WM
EM	48	40	35	34	33	27	EM

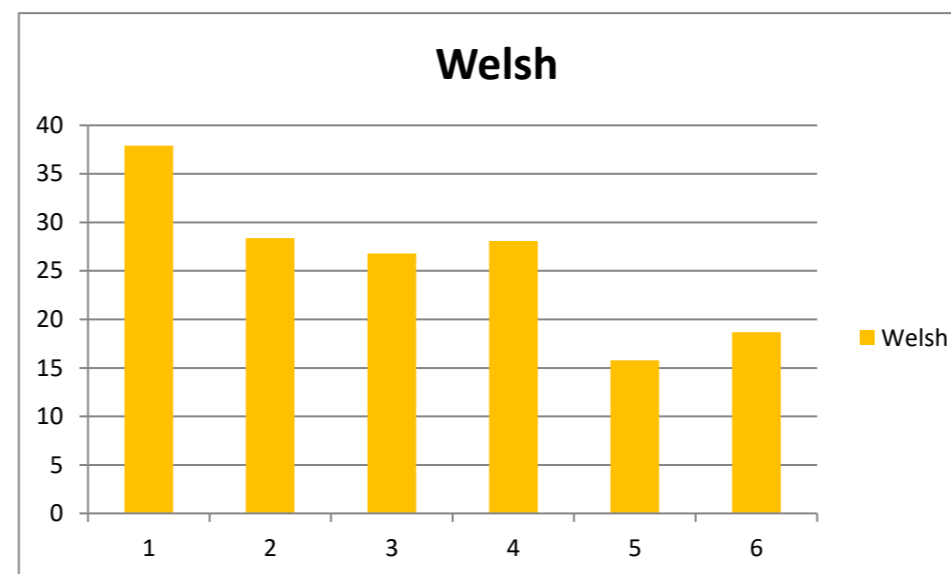
MATHS



WM	41	35	31	30	28	25	WM
EM	51	40	36	34	31	27	EM



Welsh	38	28	27	28	16	19
-------	----	----	----	----	----	----



**Key Stage 2: SUMMARY TABLES, 2013**
**Cyfnod Allweddol 2: TABLAU CRYNODEB, 2013**

These tables show the average performance by subject, and by FSM band Mae'r tablau yma'n dangos y perfformiad cyfartalog yn ôl pwnc, ac yn ôl grŵp PYD.

**ALL PRIMARY SCHOOLS**
**POB YSGOL GYNRADD**

	FSM Band/ Band PYD						ALL SCHOOLS	POB YSGOL
	up to 10%	over 10% and less than 15%	over 15% and less than 20%	over 20% and less than 25%	over 25% and less than 30%	over 30%		
	hyd at 10%	mwy na 10% a hyd at 15%	mwy na 15% a hyd at 20%	mwy na 20% a hyd at 25%	mwy na 25% a hyd at 30%	mwy na 30%		
English	47	38	34	33	30	27	36	Saesneg
Welsh First Language	38	28	27	28	16	19	30	Cymraeg Iaith Gyntaf
Mathematics	46	38	34	33	32	27	36	Mathemateg
Science	48	38	35	33	30	27	37	Gwyddoniaeth
NUMBER OF PUPILS	8279	5140	3757	3458	2937	7106	30677	
% OF ALL PUPILS	27	17	12	11	10	23		
NO. OF SCHOOLS	382	218	162	132	116	284	1294	
AV. PUPILS/CLASS							24	

**WELSH MEDIUM SCHOOLS**

	FSM Band/ Band PYD						ALL WELSH MEDIUM SCHOOLS	POB YSGOL GYNRADD GYMRAEG
	up to 10%	over 10% and less than 15%	over 15% and less than 20%	over 20% and less than 25%	over 25% and less than 30%	over 30%		
	hyd at 10%	mwy na 10% a hyd at 15%	mwy na 15% a hyd at 20%	mwy na 20% a hyd at 25%	mwy na 25% a hyd at 30%	mwy na 30%		
English	41	36	32	32	24	29	35	
Welsh First Language	38	28	27	28	16	19	31	
Mathematics	41	35	32	32	28	27	35	
Science	41	35	31	30	28	25	35	
NUMBER OF PUPILS	2470	1814	1095	777	413	441	7010	
% OF WM PUPILS	35	26	16	11	6	6		
NO. OF SCHOOLS	167	100	70	41	24	30	432	
AV. PUPILS/CLASS	15	18	16	19	17	15	16	

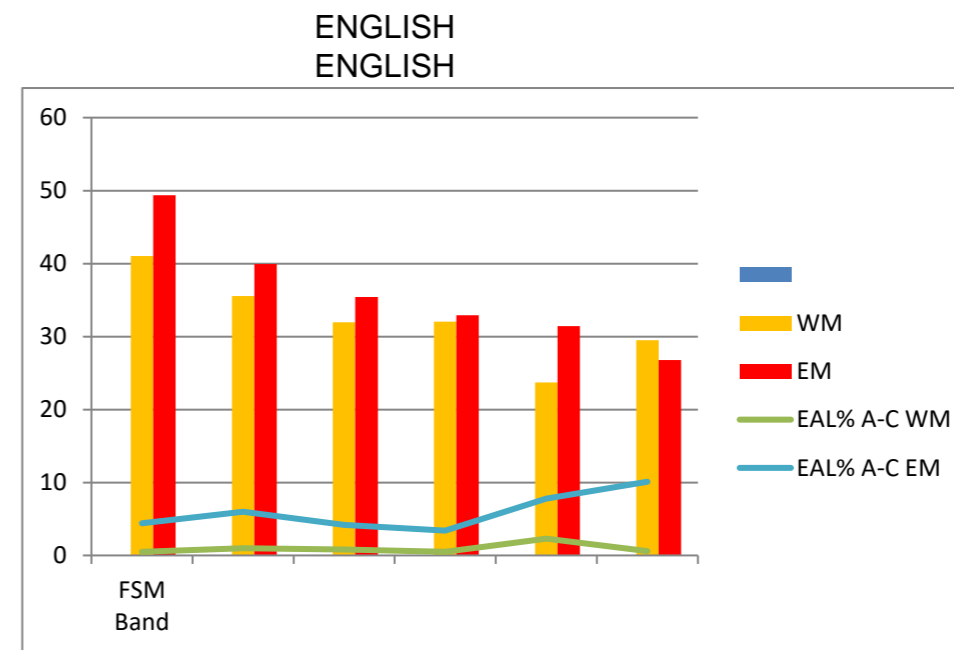
**ENGLISH MEDIUM SCHOOLS**

	FSM Band/ Band PYD						ALL ENGLISH MEDIUM SCHOOLS	POB YSGOL GYNRADD SAESNEG
	up to 10%	over 10% and less than 15%	over 15% and less than 20%	over 20% and less than 25%	over 25% and less than 30%	over 30%		
	hyd at 10%	mwy na 10% a hyd at 15%	mwy na 15% a hyd at 20%	mwy na 20% a hyd at 25%	mwy na 25% a hyd at 30%	mwy na 30%		
English	49	40	35	33	31	27	36	
Mathematics	48	40	35	34	33	27	36	
Science	51	40	36	34	31	27	37	
NUMBER OF PUPILS	5809	3326	2662	2681	2524	6665	23667	

% OF EM PUPILS	25	14	11	11	11	28	
NO. OF SCHOOLS	215	118	92	91	92	254	862
AV. PUPILS/CLASS	27	28	29	29	27	26	27

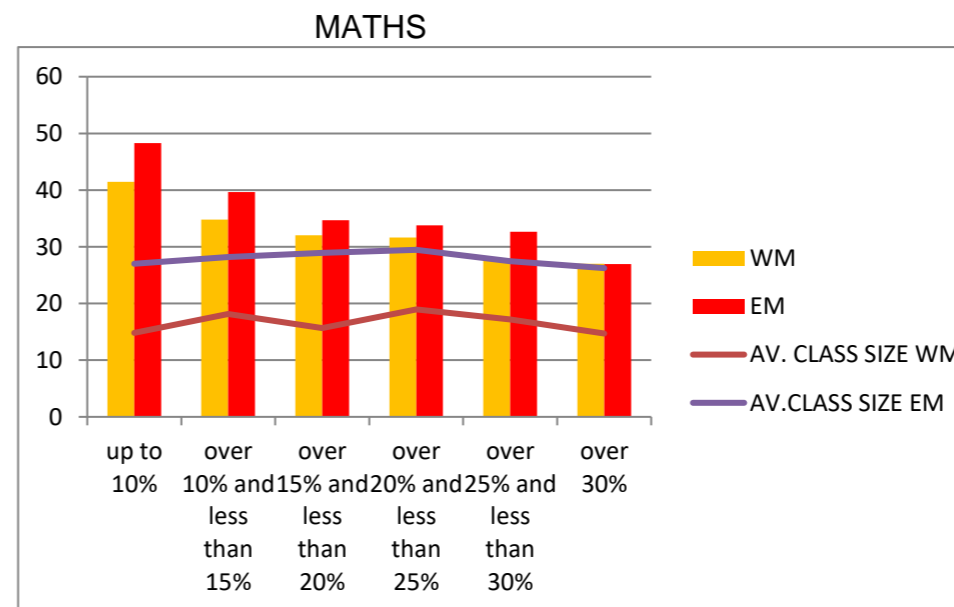
KEY STAGE 2 LEVEL4+ ENGLISH

	FSM Band						
	up to 10%	over 10% and less than 15%	over 15% and less than 20%	over 20% and less than 25%	over 25% and less than 30%	over 30%	
WM	41	36	32	32	24	29	WM
EAL% A-C WM	0.5	1	0.8	0.5	2.3	0.6	
EM	49	40	35	33	31	27	EM
EAL% A-C EM	4.4	6	4.2	3.4	7.8	10.1	



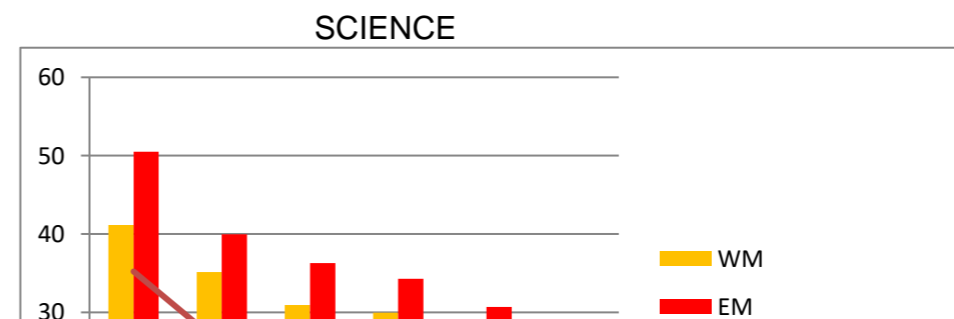
MATHS

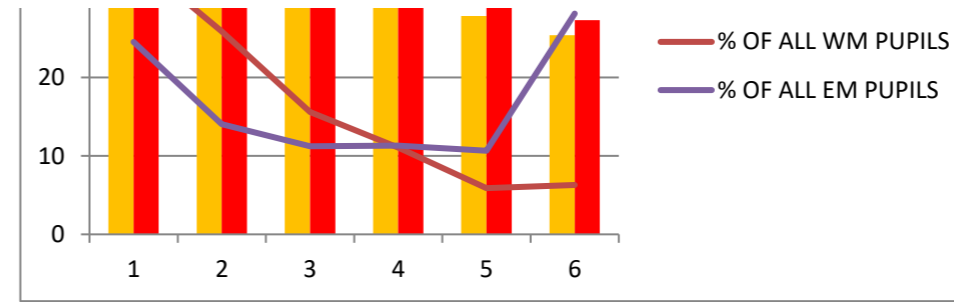
	up to 10%	over 10% and less than 15%	over 15% and less than 20%	over 20% and less than 25%	over 25% and less than 30%	over 30%	
WM	41	35	32	32	28	27	WM
AV. CLASS SIZE WM	15	18	16	19	17	15	
EM	48	40	35	34	33	27	EM
AV. CLASS SIZE EM	27	28	29	29	27	26	



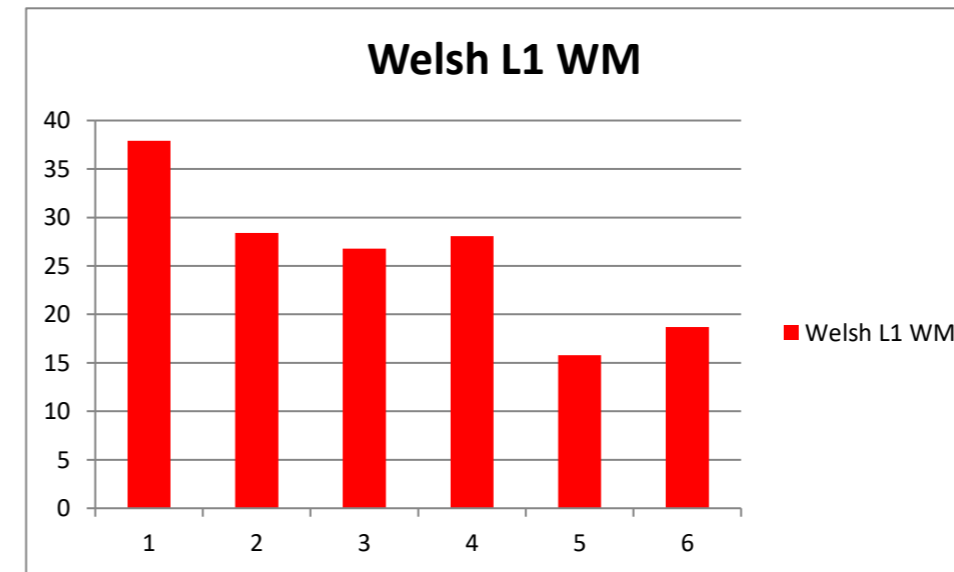
SCIENCE

WM	41	35	31	30	28	25	WM
% OF ALL WM PUPILS	35	26	16	11	6	6	
EM	51	40	36	34	31	27	EM
% OF ALL EM PUPILS	25	14	11	11	11	28	





Welsh L1 WM	38	28	27	28	16	19
-------------	----	----	----	----	----	----



**Subject:** FW: ATISN 8359 - Acknowledgement  
**Attachments:** Acknowledgement.doc

**From:**  
**Sent:** 14 April 2014 11:36  
**To:**  
**Subject:** Fwd: ATISN 8359 - Acknowledgement

Dear

This is a copy of the FOI request that I have made. Your researcher actually needs this information to provide accurate, informed analysis of Foundation Phase success. It will be a month before I get a response but of course you can get priority on data should you choose to do so.

Regards,



**E-mail request**

[REDACTED]  
[REDACTED]

Our ref: ATISN: 8359  
Date: 14 April 2014

Dear [REDACTED]

**Request for Information – ATISN reference 8359**

Thank you for your request which was received by the Welsh Government on 11 April 2014. You asked to be provided with the following:-

*For the last year for which you have data,*

*Looking at Primary schools designated Welsh Medium (excluding Dual Stream and Transition)*

*How many of these schools were there?*

*How many pupils were in these schools?*

*How many pupils said that they "spoke Welsh at home"?*

*How many pupils were considered "Fluent" by their parents?*

*Looking at secondary schools designated Welsh Medium WM only (excluding all degrees of bilingual but including any WM middle schools).*

*How many of these schools were there?*

*How many pupils were in these schools?*

*How many pupils said that they "spoke Welsh at home"?*

*How many pupils were considered "Fluent" by their parents?*

Please let me know if the above is not an accurate description of the information you have requested. My colleague [REDACTED] from the Finance and Corporate Services Operations Team, will be able to assist you should you have any questions in relation to your request – his details are contained at the foot of this letter.

The request you sent me contains personal data about you - for example, your name and address. I will only use this personal data in accordance with the Data Protection Act 1998 to deal with your request and any matters which arise as a result of it. I will keep your personal data and all other information relating to your request for three years from the

date on which your request is finally closed. Your personal data will then be disposed of securely.

Any information released under the Freedom of Information Act 2000 or Environmental Information Regulations 2004 will be listed in the Welsh Government's Disclosure Log (at [www.information.wales.gov.uk](http://www.information.wales.gov.uk)).

I expect to write to you again by 14 May 2014.

Yours sincerely

  
Head of Education & Skills Statistics



**Subject:** FW: Welsh in the Foundation Phase  
**Attachments:** Speaks Welsh at home 2013.xlsx

**From:**  
**Sent:** 06 May 2014 15:00  
**To:**  
**Subject:** Fwd: Welsh in the Foundation Phase

Dear

Further to the above dialogue I attach the reply that I have received with regard to fluency and speaking Welsh at home.

As you see my rough estimate of 36% speaking Welsh at home was not far out...the figure is 31% but the number who nevertheless have one parent able to speak Welsh is unknown.

Regards,

**Table 1: Welsh Medium schools and pupils, from the January 2013 school census, (a)**

	Primary	Middle	Secondary	Total
Schools	403	1	30	434
Pupils	53,172	552	20,164	73,888

(a) Excludes Dual Stream, Transitional and Bilingual schools.

**Table 2: Pupils aged 5 years and over in Welsh Medium schools, fluent in Welsh, as assessed by parents, from the January 2013 school census (a) (b)**

	Primary	Middle	Secondary	Total
Fluent in Welsh	24,908	515	18,612	44,035

(a) Excludes Dual Stream, Transitional and Bilingual schools.

(b) The data mainly represents parents perceptions of their children's fluency and will not necessarily be the same as the ability shown by the pupil in their school work.

**Table 3: Pupils aged 5 years and over in Welsh Medium schools, who speak Welsh at home, as assessed by parents, from the January 2013 school census (a) (b)**

	Primary	Middle	Secondary	Total
Speaks Welsh at home	16,617	177	9,145	25,939

(a) Excludes Dual Stream, Transitional and Bilingual schools.

(b) The data mainly represents parents perceptions of their children's fluency and will not necessarily be the same as the ability shown by the pupil in their school work.

**Subject:**  
**Attachments:**

FW: Standards and progress in Welsh across the Foundation Phase  
ks2 2012-2013 welsh at home.xlsx; 2013 GCSE.xlsx

**From:**  
**Sent:** 17 June 2014 10:26  
**To:** Enquiries <Enquiries@estyn.gov.uk>  
**Subject:** Fwd: Standards and progress in Welsh across the Foundation Phase

FAO

Dear

I have just read your report on English in KS2 and KS3. I forward an email that I sent to [REDACTED] so that you can look at the data sets.

The point that I would like to make is that when you give straight comparisons between outcomes in Welsh medium schools and outcomes in English medium schools you mislead the reader. There is a very great difference in the percentage of pupils from a disadvantaged background between the two groups of schools and between the two cohorts of pupils being assessed at each key stage.

In reality all that is being said is that Welsh medium schools attract the children of the educated middle class in the non Welsh speaking parts of Wales and that there are few areas of socio-economic deprivation in the Welsh speaking areas of Wales. Giving an appearance of superiority to Welsh Medium education is dishonest and, ultimately will prove counterproductive.

As you can see there is evidence that pupils from Non-Welsh speaking homes do not perform well in WM primary schools but it is from this group that the increase in pupil numbers in those schools is coming. In 2013 47% of pupils assessed at KS2 in WM schools were Welsh first language, each year that percentage will reduce and the overall results will become poorer. You will notice that pupils from English speaking homes do well in neither Welsh nor English; if there is no difference in FSM eligibility between the two cohorts (it shouldn't be great) this is very worrying since the children are clearly less able to accept the wider curriculum in secondary school.

Best wishes,  
[REDACTED]

**Key stage 2 level assessments for Welsh medium primary schools, by pupils speak Welsh at home indicator, 2012 and 2013<sup>1</sup>**

		2012		2013	
		No Welsh at home	Speak Welsh at Home	No Welsh at home	Speak Welsh at Home
Welsh L1	Below level4 <sup>2</sup>	611	271	494	235
	Level4 and above	2,615	2,671	2,658	2,556
	Level5 and above	614	1,088	686	1,158
	All levels	3,226	2,942	3,152	2,791
English	Below level4 <sup>2</sup>	393	287	323	231
	Level4 and above	2,833	2,655	2,829	2,560
	Level5 and above	1,021	1,042	1,050	1,101
	All levels	3,226	2,942	3,152	2,791
Maths	Below level4 <sup>2</sup>	350	233	325	228
	Level4 and above	2,876	2,709	2,827	2,563
	Level5 and above	953	1,077	1,026	1,132
	All levels	3,226	2,942	3,152	2,791
Science	Below level4 <sup>2</sup>	288	177	250	155
	Level4 and above	2,938	2,765	2,902	2,636
	Level5 and above	921	1,061	999	1,098
	All levels	3,226	2,942	3,152	2,791

1) Includes Welsh medium primary schools only (including dual stream and transitional) and only those pupils assessed in Welsh first language,

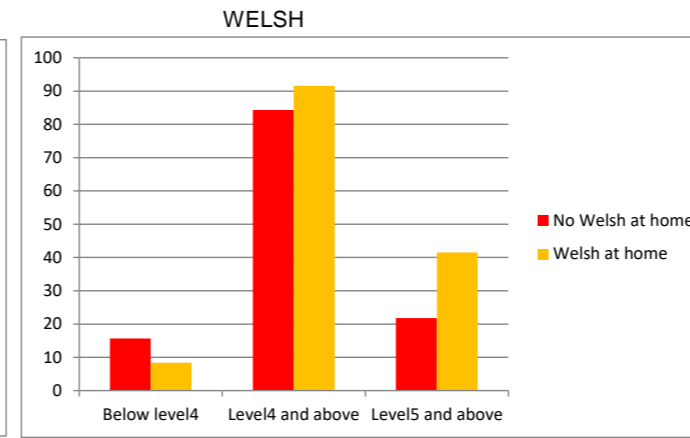
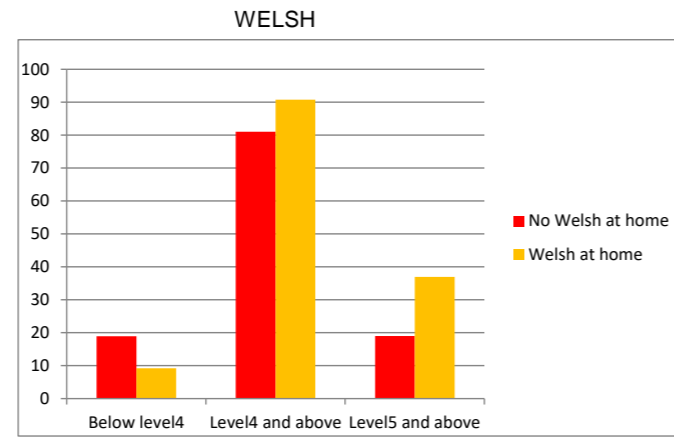
2) Includes pupils recorded as 'D' (Disapplied) and 'N' (not assessed for other reasons).

		2012			
		No Welsh at home	PERCENTAGE ATTAINING	Speak Welsh at Home	
Welsh L1	Below level4 <sup>2</sup>	611	19	271	9
	Level4 and above	2,615	81	2,671	91
	Level5 and above	614	19	1,088	37
	All levels	3,226		2,942	
English		0		0	
	Below level4 <sup>2</sup>	393	12	287	10
	Level4 and above	2,833	88	2,655	90
	Level5 and above	1,021	32	1,042	35
	All levels	3,226		2,942	
Maths	Below level4 <sup>2</sup>	350	11	233	8
	Level4 and above	2,876	89	2,709	92
	Level5 and above	953	30	1,077	37
	All levels	3,226		2,942	
Science	Below level4 <sup>2</sup>	288	9	177	6
	Level4 and above	2,938	91	2,765	94
	Level5 and above	921	29	1,061	36
	All levels	3,226		2,942	
ALL PUPILS		6,168			
% NO WELSH AT HOME			52		
% SPEAK WELSH AT HOME				48	

		2013			
		No Welsh at home	PERCENTAGE ATTAINING	Speak Welsh at Home	
Welsh L1	Below level4 <sup>2</sup>	494	16	235	8
	Level4 and above	2,658	84	2,556	92
	Level5 and above	686	22	1,158	41
	All levels	3,152		2,791	
English	Below level4 <sup>2</sup>	323	10	231	8
	Level4 and above	2,829	90	2,560	92
	Level5 and above	1,050	33	1,101	39
	All levels	3,152		2,791	
Maths	Below level4 <sup>2</sup>	325	10	228	8
	Level4 and above	2,827	90	2,563	92
	Level5 and above	1,026	33	1,132	41
	All levels	3,152		2,791	
Science	Below level4 <sup>2</sup>	250	8	155	6
	Level4 and above	2,902	92	2,636	94
	Level5 and above	999	32	1,098	39
	All levels	3,152		2,791	
ALL PUPILS		5,943			
% NO WELSH AT HOME		53			
% SPEAK WELSH AT HOME				47	

2012

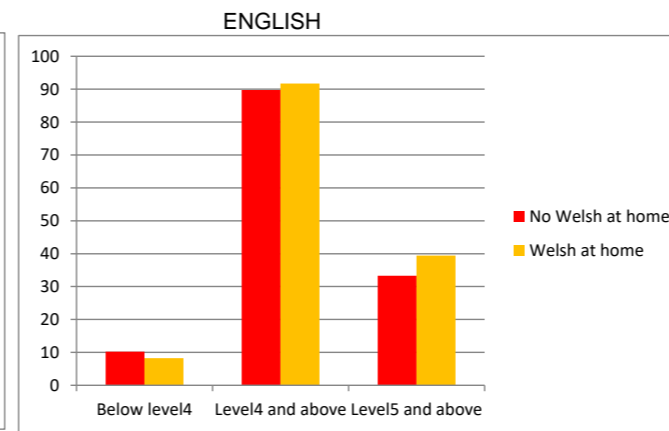
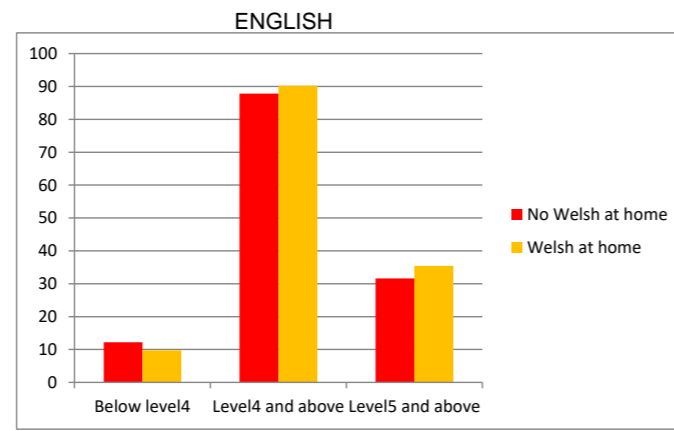
		No Welsh at home	Welsh at home
Welsh L1	Below level4	19	9
	Level4 and above	81	91
	Level5 and above	19	37



		No Welsh at home	Welsh at home
WELSH	Below level4	16	8
	Level4 and above	84	92
	Level5 and above	22	41

2012

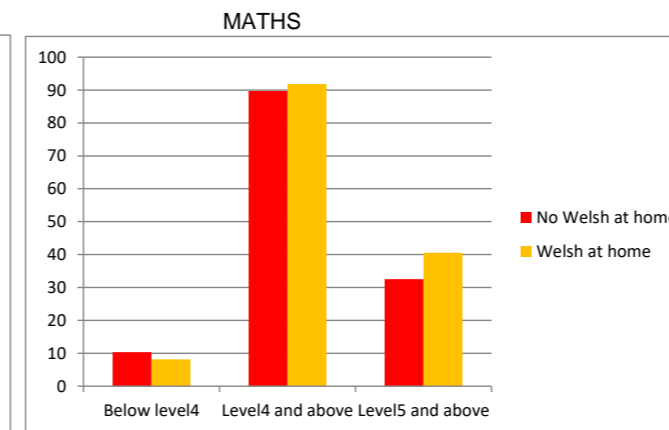
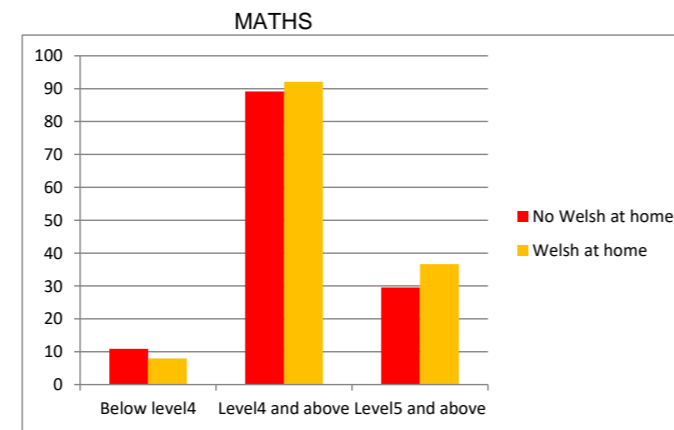
		No Welsh at home	Welsh at home
ENGLISH	Below level4	12	10
	Level4 and above	88	90
	Level5 and above	32	35



		No Welsh at home	Welsh at home
ENGLISH	Below level4	10	8
	Level4 and above	90	92
	Level5 and above	33	39

2012

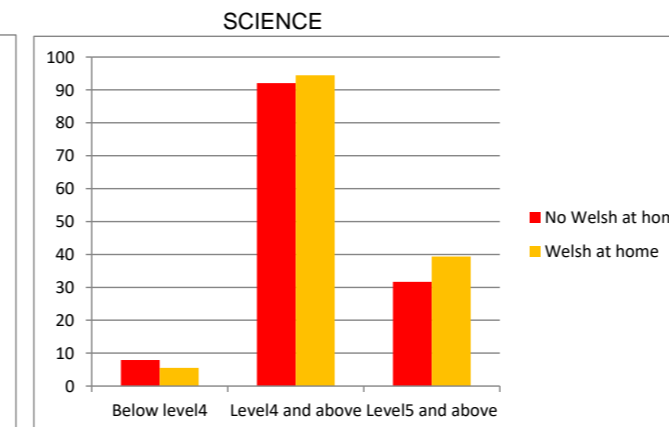
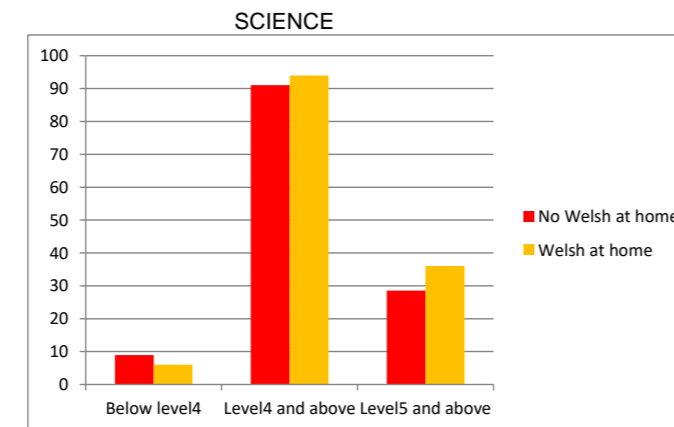
		No Welsh at home	Welsh at home
MATHS	Below level4	11	8
	Level4 and above	89	92
	Level5 and above	30	37



		No Welsh at home	Welsh at home
MATHS	Below level4	10	8
	Level4 and above	90	92
	Level5 and above	33	41

2012

		No Welsh at home	Welsh at home
SCIENCE	Below level4	9	6
	Level4 and above	91	94
	Level5 and above	29	36



		No Welsh at home	Welsh at home
SCIENCE	Below level4	8	6
	Level4 and above	92	94
	Level5 and above	32	39

PERCENTAGE OF PUPILS WHO DON'T SPEAK WELSH AT HOME IN WM SCHOOLS 2012= 52%  
PERCENTAGE OF PUPILS ASSESSED IN WELSH L1 ELIGIBLE FOR FSMs 2012 = 13.4%  
PERCENTAGE OF PUPILS ASSESSED IN WELSH L1 ELIGIBLE FOR FSMs 2013 = 12.3%  
PERCENTAGE OF PUPILS ASSESSED AT KS2 IN ENGLISH MEDIUM SCHOOLS ELIGIBLE FOR FSMs in 2012 = 21.2%  
PERCENTAGE OF PUPILS ASSESSED AT KS2 IN ENGLISH MEDIUM SCHOOLS ELIGIBLE FOR FSM IN 2013=21.7%

PERCENTAGE OF PUPILS WHO DON'T SPEAK WELSH AT HOME 2013 = 53%



Schools Performance data by Medium and Free school meal entitlement, 2012/13

LEA	Estab	School Name	Medium	FSM %	type	Number of 15 year old pupils	Number of 15 year olds who entered Welsh first language	Number of 15 year olds who achieved						
								A*-C Science	A*-C Maths	A*-C English	A*-C Welsh first language	L2EWM	L2EM	A*-B in Science, Maths and English
660	4025	Ysgol Syr Thomas Jones	Welsh	15.3	BB	94	81	84	66	60	57	58	54	14
660	4026	Ysgol Uwchradd Caergybi	English	22.8	EW	128		122	69	67		50	50	14
660	4027	Ysgol Gyfun Llangejni	Welsh	13.9	BB	146	125	110	80	96	95	79	73	39
660	4028	Ysgol David Hughes	Welsh	11.2	BB	203	152	141	140	129	96	120	114	46
660	4029	Ysgol Uwchradd Bodedern	Welsh	17.5	BB	146	113	119	97	95	77	87	84	26
661	4002	Ysgol Dyffryn Ogwen Bethesda	Welsh	16.8	WM	60	58	58	32	35	37	32	31	6
661	4003	Ysgol Botwnnog	Welsh	8.7	WM	88	87	84	67	71	74	63	60	26
661	4004	Ysgol Brynrefail	Welsh	9.4	WM	148	143	135	105	96	107	94	87	35
661	4007	Ysgol Dyffryn Nantlle	Welsh	13.5	WM	85	85	71	54	57	66	53	50	13
661	4009	YSGOL EIFIONYDD	Welsh	8.7	WM	98	96	99	62	70	68	61	54	15
661	4030	Ysgol Y Gader	Welsh	11.5	WM	67	60	44	46	44	37	39	36	16
661	4031	Ysgol Y Moelwyn	Welsh	14.9	WM	80	77	79	56	56	65	54	50	16
661	4032	YSGOL UWCHRADD TYWYN	Welsh	9.7	WM	56	39	43	41	43	20	37	37	15
661	4033	Ysgol Y Berwyn	Welsh	6.6	WM	64	59	64	39	46	46	37	36	9
661	4034	Ysgol Ardudwy	Welsh	10.5	WM	69	55	61	48	53	37	43	41	11
661	4036	Ysgol Friars	English	14.8	EW	226		182	133	157		118	118	53
661	4037	Ysgol Tryfan	Welsh	13.8	WM	93	91	83	57	68	68	56	56	29
661	4039	Ysgol Syr Hugh Owen	Welsh	16.0	WM	146	133	121	74	75	79	72	63	27
661	4040	Ysgol Glan y Mor	Welsh	11.2	WM	112	104	69	62	68	87	58	49	22
662	4022	Ysgol John Bright	English	15.7		212		200	154	155		136	136	45
662	4023	Ysgol Aberconwy	English	16.5		177		116	119	112		95	95	18
662	4035	YSGOL DYFFRYN CONWY	Welsh	8.5	BB	118	84	105	87	79	61	81	73	27
662	4038	YSGOL Y CREUDDYN	Welsh	7.2	WM	123	114	81	91	79	80	77	71	33
662	5400	Ysgol Emrys ap Iwan	English	25.7		217		190	127	115		91	91	30
662	5402	Eirias High School	English	13.1		252		222	187	188		165	165	51
662	5403	Ysgol Bryn Elian	English	22.4		124		117	76	84		65	65	21
663	4003	Rhyl High School	English	29.9		132		116	85	76		67	67	12
663	4014	Prestatyn High School	English	16.8		276		199	155	161		127	127	25
663	4020	Ysgol Uwchradd Glan Clwyd	Welsh	7.8	WM	168	167	162	130	115	111	111	104	47
663	4026	Denbigh High School	English	17.7		136		78	77	85		69	69	8
663	4027	Ysgol Dinas Bran	Welsh	13.8	BB	152	11	144	91	117	5	85	85	26
663	4031	Ysgol Brynhyfryd	Welsh	6.6	BB	201	68	164	144	157	59	136	134	60
663	4601	Blessed Edward Jones High Sch	English	36.1		81		63	44	47		36	36	10
663	5901	St Brigid's School	English	3.7		55		43	43	49		39	39	27
664	4000	Hawarden High School	English	7.2		188		147	157	153		138	138	56
664	4006	Alun School	English	9.0		247		234	195	213		191	191	91
664	4011	Elfed High School	English	13.9		98		69	83	78		74	74	15
664	4012	Holywell High School	English	26.4		116		46	59	65		47	47	15
664	4013	St. David's High School	English	14.8		111		80	75	90		70	70	24
664	4017	Castell Alun High School	English	5.0		207		167	152	172		144	144	74
664	4018	Maes Garmon	Welsh	11.6	WM	109	108	93	73	81	77	71	67	27
664	4019	John Summers High School	English	35.1		70		63	33	34		26	26	7
664	4021	Flint High School	English	19.0		101		101	66	57		55	55	22
664	4022	Connah's Quay High School,	English	15.1		202		168	134	158		123	123	25
664	4042	Argoed School	English	7.9		117		81	81	88		75	75	24
664	4600	St. Richard Gwyn Catholic High School	English	10.3		169		161	124	117		110	110	44
665	4029	Ysgol y Grango	English	22.5		83		43	39	47		36	36	10
665	4032	YSGOL MORGAN LLWYD	Welsh	11.5	WM	106	105	75	76	75	84	70	66	22
665	4033	Ysgol Bryn Alyn	English	20.7		160		151	72	105		66	66	20
665	4034	Darland High School	English	10.5		128		109	81	89		75	75	28
665	4044	Ysgol Rhiwabon	English	23.0		113		36	49	60		38	38	4
665	4048	Rhosnesni High School	English	23.5		218		161	134	95		89	89	10
665	4049	Ysgol Clywedog	English	22.7		142		55	80	61		54	54	24
665	4603	St Joseph's Catholic and Anglican High	English	7.0		135		107	97	111		91	91	49
665	5401	THE MAELOR SCHOOL	English	6.7		131		119	111	104		100	100	39
666	4000	Ysgol Uwchradd Caereinion High School	Welsh	5.9	BB	106	58	68	76	66	48	66	62	21
666	4001	Llanfyllin High School	Welsh	5.6	CB	167	30	125	120	118	24	105	103	46
666	4002	LLANIDLOES HIGH SCHOOL	English	9.4	EW	116		84	95	90		80	80	29
666	4003	YSGOL BRO DDYFI	Welsh	6.1	BB	59	39	39	33	36	29	28	27	10
666	4011	Newtown High School	English	15.4		134		133	73	82		64	64	18
666	4013	WELSHPOOL HIGH SCHOOL	English	10.4		192		117	134	144		120	120	51
666	4014	John Beddoes School	English	10.4		56		56	26	37		21	21	7
666	4019	LLANDRINDOD HIGH SCHOOL	English	10.7		106		79	70	79		63	63	23
666	4020	BUILTH WELLS HIGH SCHOOL	Welsh	6.5	CB	105	22	77	63	78	13	59	59	24
666	4021	Ysgol Maesydderwen	English	15.0		91		57	65	59		52	52	15
666	4022	BRECON HIGH SCHOOL	English	8.4		133		87	88	88		78	78	22
666	4023	Gwernyfed High School	English	5.4		86		82	66	62		53	53	24
666	4024	Crickhowell High School	English	4.5		124		103	104	95		93	93	50
667	4042	GYFUN ABERAERON COMPREHENSIVE	Welsh	10.8	CB	100	64	77	73	81	49	69	69	22
667	4044	Ysgol Uwchradd Aberteifi	Welsh	18.4	BB	83	40	48	54	47	22	42	41	18
667	4046	YSGOL UWCHRADD TREGARON	Welsh	11.5	BB	42	29	24	21	20	19	18	16	6
667	4047	Penglais School	English	12.1		212		167	156	161		143	143	65
667	4048	YSGOL GYFUN PENWEDDIG	Welsh	3.4	AB	87	84	80	68	65	75	63	56	26
667	4059	Ysgol Dyffryn Teifi	Welsh	9.7	AB	84	81	58	53	67	67	51	50	20
667	5500	Ysgol Bro Pedr	Welsh	13.9	BB	120	65	71	77	80	48	71	70	20
668	4031	Ysgol Bro Gwaun	English	17.1	EW	110		81	67	57		52	51	18
668	4034	Ysgol Dewi Sant	English	10.0		91		73	52	60		47	47	22
668	4035	Ysgol Greenhill School	English	11.3		198		160	139	151		134	134	59

668	4038	Pembroke School	English	24.7		239		208	134	128		112	112	38
668	4055	Sir Thomas Picton School	English	12.1		210		163	150	145		129	129	62
668	4063	Milford Haven School	English	22.4		194		127	96	93		73	73	13
668	4064	YSGOL Y PRESELI	Welsh	5.5	AB	158	155	120	116	108	117	107	100	44
668	4511	Tasker-Milward V.C. School	English	16.8		174		117	84	84		68	68	28
669	4024	Ysgol Gyfun Pantycelyn	Welsh	12.0	CB	43	22	25	25	25	8	19	19	7
669	4028	Ysgol Tre-Gib	Welsh	11.5	CB	157	67	81	104	117	49	98	98	35
669	4029	Ysgol Dyffryn Aman	Welsh	16.9	CB	280	119	186	167	160	66	132	132	50
669	4050	Coedcae School	English	24.6		207		151	108	131		96	96	32
669	4052	Ysgol Gyfun Y Strade	Welsh	9.0	AB	160	155	145	104	121	119	98	97	38
669	4053	Glan-y-Mor School	English	24.2		136		57	64	68		55	55	12
669	4054	Bryngwyn School	English	19.6		210		186	133	131		118	118	49
669	4056	Ysgol Gyfun Gymraeg Bro Myrddin	Welsh	3.2	AB	159	151	123	122	127	121	115	112	66
669	4060	Ysgol Gyfun Emlyn	English	14.9	EW	111		97	79	71		65	65	21
669	4061	Ysgol Gyfun Maes-Yr-Yrfa	Welsh	8.3	AB	136	132	95	91	108	115	88	85	35
669	4062	Ysgol Y Gwendraeth	English	27.5		50		31	21	26		15	15	4
669	4063	Queen Elizabeth High School	English	13.3		250		138	151	171		135	135	47
669	4512	Dyffryn Taf	English	9.0		154		144	99	108		85	85	39
669	4600	St John Lloyd Catholic Comp School	English	18.6		104		57	64	67		53	53	22
670	4031	Cefn Hengoed	English	39.9		143		98	75	70		62	62	19
670	4032	OLCHFAS SCHOOL	English	9.5		280		205	218	242		208	208	101
670	4033	MORRISTON COMPREHENSIVE	English	21.9		233		172	123	119		92	92	25
670	4043	PENTREHAFOD SCHOOL	English	30.1		245		214	121	127		105	105	27
670	4044	BISHOP GORE SCHOOL	English	26.2		211		185	120	126		102	102	40
670	4062	Penyrheol Comprehensive School	English	17.4		191		138	131	141		120	120	47
670	4063	Gowerton Comprehensive School	English	13.8		224		196	171	161		151	151	57
670	4069	BISHOPSTON COMPREHENSIVE	English	3.9		220		185	194	186		172	172	111
670	4072	Pontarddulais Comprehensive School	English	14.5		161		131	99	97		83	83	39
670	4074	Ysgol Gyfun Gwyr	Welsh	8.6	WM	114	112	96	95	84	97	87	76	48
670	4075	BIRCHGROVE	English	24.6		131		96	69	61		54	54	13
670	4076	Dylan Thomas Community School	English	47.0		127		94	60	46		36	36	6
670	4078	Ysgol Gyfun Gymraeg Bryn Tawe	Welsh	12.2	WM	122	122	87	87	90	107	84	73	27
670	4600	Bishop Vaughan School	English	20.9		213		171	140	131		117	117	56
671	4047	Cymer Afan Comprehensive School	English	39.1		70		18	33	25		23	23	0
671	4052	Glan Afan Comprehensive School	English	22.6		93		83	58	64		55	55	14
671	4056	Sandfields Comprehensive School	English	40.3		107		50	40	47		36	36	7
671	4059	Dyffryn School	English	20.7		150		144	87	94		78	78	17
671	4060	Ysgol Gyfun Ystalyfera	Welsh	11.3	WM	156	156	121	118	127	112	108	108	59
671	4064	Cefn Saeson Comprehensive School	English	16.5		179		155	123	100		93	93	48
671	4065	Cwmtawe Community School	English	18.0		250		180	185	189		171	171	65
671	4066	Llangatwg Community School	English	21.8		129		108	76	80		64	64	19
671	4067	Dwr Y Felin Comprehensive School	English	12.9		240		235	183	188		166	166	72
671	4068	Cwrt Sart Community Comprehensive School	English	35.9		96		92	47	59		46	46	20
671	4601	St Joseph's RC School and 6th Form Centre	English	20.1		113		95	79	74		67	67	28
672	4059	Cynffig Comprehensive	English	29.6		122		85	58	76		53	53	8
672	4068	Bryntirion Comprehensive	English	15.0		206		143	135	136		118	118	54
672	4071	Maesteg Comprehensive School	English	26.5		179		166	95	113		79	79	22
672	4076	PENCOED COMPREHENSIVE	English	13.5		172		172	123	115		103	103	42
672	4078	Brynteg School	English	13.3		330		252	234	245		214	214	80
672	4080	PORTHCRAWL COMPREHENSIVE SCHOOL	English	10.0		237		210	184	178		164	164	71
672	4085	Ysgol Gyfun Gymraeg Llangynwyd	Welsh	15.6	WM	120	110	108	84	65	84	74	60	30
672	4086	Coleg Cymunedol Y Dderwen	English	24.9		257		228	91	107		75	75	23
672	4601	Archbishop McGrath Catholic School	English	16.6		121		67	63	82		58	58	24
673	4060	LLANTWIT MAJOR SCHOOL	English	13.3		167		166	105	100		87	87	39
673	4061	BARRY COMPREHENSIVE SCHOOL	English	22.2		195		78	84	81		59	59	14
673	4062	BRYN HAFREN COMPREHENSIVE SCHOOL	English	28.5		222		171	97	118		87	87	23
673	4065	COWBRIDGE COMPREHENSIVE SCHOOL	English	4.1		233		173	189	197		182	182	114
673	4066	YSGOL GYFUN BRO MORGANNWG	Welsh	7.0	WM	122	121	121	91	100	100	87	86	43
673	4067	St Cyres Comprehensive School	English	14.9		226		207	131	145		112	112	38
673	4612	St Richard Gwyn Catholic High School	English	14.2		119		85	72	75		60	60	16
673	5400	Stanwell School	English	5.4		310		249	248	255		231	231	135
674	4019	Bryncelynnog Comprehensive School	English	14.8		190		173	100	97		82	82	31
674	4022	The Pontypridd High School	English	20.0		186		145	103	112		85	85	22
674	4027	Hawthorn High School	English	26.5		178		126	74	86		61	61	21
674	4053	Mountain Ash Comprehensive School	English	34.6		182		144	87	110		78	78	15
674	4054	Ysgol Gyfun Garth Olwg	Welsh	11.6	WM	132	124	107	64	74	79	58	57	24
674	4056	BLAENGWAWR COMPREHENSIVE	English	32.2		124		104	54	56		48	48	9
674	4057	TONYREFAIL SCHOOL	English	24.5		185		165	79	103		65	65	13
674	4081	Treorchy Comprehensive School	English	23.8		260		242	177	164		150	150	44
674	4083	Ferndale Community School	English	37.5		128		91	60	58		49	49	8
674	4087	Porth County Community	English	25.2		197		166	93	110		84	84	15
674	4095	Tonypandy Community College	English	25.8		137		117	40	64		40	40	8
674	4096	Y Pant Comprehensive	English	13.6		207		199	151	158		140	140	62
674	4097	Ysgol Gyfun Cymer Rhondda	Welsh	17.4	WM	135	119	89	70	95	91	65	64	7
674	4100	Aberdare High School	English	29.9		104		83	51	57		46	46	14
674	4101	Aberdare Girls' School	English	30.1		98		71	39	60		36	36	6
674	4105	Ysgol Gyfun Rhydywaun	Welsh	15.1	WM	163	160	158	97	107	108	92	86	26
674	4602	Cardinal Newman R.C.	English	16.0		143		140	99	93		81	81	30
674	4604	St.John Baptist High School	English	13.2		156		123	121	122		114	114	48
674	5500	Ysgol Llanhari	Welsh	9.7	WM	68	60	51	42	40	47	36	34	9
675	4011	Afon Taf High School	English	20.5		210		195	103	97		82	82	25
675	4012	PEN-Y-DRE HIGH SCHOOL	English	37.1		133		70	59	54		44	44	9

675	4013	Cyfarthfa High School	English	17.9		238	144	130	122		105	105	33
675	4600	Bishop Hedley High School	English	22.3		105	97	46	54		38	38	14
676	4031	Newbridge School	English	18.7		171	149	103	108		86	86	39
676	4032	Pontllanfraith Comprehensive	English	27.9		125	34	68	58		49	49	16
676	4046	Blackwood Comprehensive School	English	20.5		197	109	104	111		90	90	36
676	4053	Oakdale Comprehensive	English	20.0		129	112	81	76		67	67	25
676	4065	St Cenydd School	English	27.5		195	100	105	85		76	76	14
676	4068	Risca Community Comprehensive	English	25.0		114	99	55	68		50	50	8
676	4070	St Martin's School	English	22.4		180	90	113	92		83	83	38
676	4073	HEOLDDU COMPREHENSIVE SCHOOL	English	30.3		124	114	56	45		39	39	12
676	4075	Lewis School Pengam	English	24.2		182	157	99	100		90	90	30
676	4077	Lewis Girls' Comprehensive School	English	20.8		173	123	99	110		92	92	37
676	4090	Rhymney Comprehensive School,	English	31.4		158	98	86	89		69	69	10
676	4093	Bedwas High School	English	26.4		147	78	61	55		44	44	13
676	4103	Ysgol Gyfun Cwm Rhymni	Welsh	13.5	WM	213	197	145	155	141	131	128	44
676	5400	Cwmcam High School	English	15.5		163	135	95	118		89	89	28
677	4061	Tredegar Comprehensive School	English	28.2		140	102	65	71		54	54	13
677	4074	Abertillery Comprehensive	English	31.5		178	73	67	66		47	47	8
677	5401	Brynmawr Foundation School	English	21.3		153	123	99	82		77	77	21
677	5500	Ebbw Fawr Learning Community	English	24.8		237	148	113	144		104	104	20
678	4050	Llantarnam School	English	19.6		238	142	85	107		69	69	19
678	4051	Croesyceiliog School	English	12.8		272	255	200	194		177	177	51
678	4062	FAIRWATER HIGH SCHOOL	English	22.1		164	152	96	97		87	87	24
678	4070	Abersychan Comprehensive	English	25.7		205	165	96	86		69	69	18
678	4072	West Monmouth School	English	17.6		210	181	111	138		103	103	22
678	4075	YSGOL GYFUN GWYNLLYW	Welsh	13.3	WM	158	141	111	119	126	102	98	48
678	4603	St. Albans R.C. High School	English	9.5		147	123	114	117		103	103	30
679	4060	Monmouth Comprehensive School	English	7.8		266	205	182	178		152	152	64
679	4064	King Henry VIII Comprehensive	English	14.2		203	97	119	136		101	101	53
679	4065	Chepstow Comprehensive School	English	12.4		161	120	115	105		97	97	42
679	4066	Caldicot School	English	12.1		272	200	195	199		176	176	54
680	4003	St Julian's School	English	19.7		252	227	118	153		110	110	48
680	4020	Duffryn High School	English	34.7		220	187	103	109		85	85	20
680	4021	Llanwern High School	English	37.3		135	120	63	89		61	61	9
680	4025	Newport High School	English	28.6		160	126	70	86		65	65	3
680	4026	Lliswerry High School	English	29.2		204	123	76	89		64	64	14
680	4030	Bassaleg School	English	7.0		278	252	202	236		195	195	88
680	4059	Caerleon Comprehensive School	English	5.1		282	222	230	233		213	213	123
680	4602	St. Joseph's R.C. High School	English	14.4		223	213	129	176		124	124	47
681	4030	RUMNEY HIGH SCHOOL	English	37.9		133	59	51	50		41	41	12
681	4035	GLYN DERW HIGH SCHOOL	English	38.8		128	62	37	56		35	35	9
681	4039	CARDIFF HIGH SCHOOL	English	5.7		216	181	173	183		161	161	80
681	4041	Willows High School	English	42.9		152	72	75	63		56	56	9
681	4042	Fitzalan High School	English	36.9		210	190	102	98		79	79	31
681	4047	Llanedeyrn High	English	39.2		101	28	34	37		25	25	2
681	4049	Cantonian High School	English	28.8		111	80	40	59		35	35	4
681	4051	Llanishen	English	12.7		270	159	178	176		147	147	59
681	4052	Llanrumney High School	English	38.7		114	21	37	38		25	25	6
681	4054	Cathays High School	English	36.4		152	76	61	83		49	49	28
681	4070	Radyr Comprehensive School	English	6.5		175	154	137	144		125	125	60
681	4071	Ysgol Gyfun Gymraeg Glantaf	Welsh	8.1	WM	207	153	146	164	168	139	136	82
681	4072	Ysgol Gyfun Gymraeg Plasmawr	Welsh	6.4	WM	162	127	119	122	124	107	104	38
681	4073	Michaelston Community College	English	45.1		118	65	34	47		30	30	4
681	4600	St. Illtyd's Catholic High School	English	25.8		147	98	73	66		57	57	16
681	4607	Mary Immaculate High School	English	29.0		107	74	48	70		42	42	11
681	4608	Bishop of Llandaff Church in Wales High S	English	6.3		188	157	131	156		127	127	56
681	4609	St Teilo's C-in-W High School	English	15.2		190	158	118	147		113	113	51
681	4611	CORPUS CHRISTI CATHOLIC HIGH SCH	English	9.2		190	138	131	151		124	124	52
681	5403	Whitchurch High School	English	11.5		361	250	244	249		215	215	101

Notes

Data item not applicable

LEA	Estab	School Name	Medium	FSM %	type	old pupils
669	4056	Ysgol Gyfun Gymraeg Bro Myrddin	Welsh	3.2	AB	159
667	4048	YSGOL GYFUN PENWEDDIG	Welsh	3.4	AB	87
663	5901	St Brigid's School	English	3.7		55
670	4069	BISHOPSTON COMPREHENSIVE	English	3.9		220
673	4065	COWBRIDGE COMPREHENSIVE SCHOOL	English	4.1		233
666	4024	Crickhowell High School	English	4.5		124
664	4017	Castell Alun High School	English	5.0		207
680	4059	Caerleon Comprehensive School	English	5.1		282
673	5400	Stanwell School	English	5.4		310
666	4023	Gwernyfed High School	English	5.4		86
668	4064	YSGOL Y PRESELI	Welsh	5.5	AB	158
666	4001	Llanfyllin High School	Welsh	5.6	CB	167
681	4039	CARDIFF HIGH SCHOOL	English	5.7		216
666	4000	Ysgol Uwchradd Caereinion High School	Welsh	5.9	BB	106
666	4003	YSGOL BRO DDYFI	Welsh	6.1	BB	59
681	4608	Bishop of Llandaff Church in Wales High School	English	6.3		188
681	4072	Ysgol Gyfun Gymraeg Plasmawr	Welsh	6.4	WM	162
666	4020	BUILTH WELLS HIGH SCHOOL	Welsh	6.5	CB	105
681	4070	Radyr Comprehensive School	English	6.5		175
663	4031	Ysgol Brynhyfryd	Welsh	6.6	BB	201
661	4033	Ysgol Y Berwyn	Welsh	6.6	WM	64
665	5401	THE MAELOR SCHOOL	English	6.7		131
665	4603	St Joseph's Catholic and Anglican High	English	7.0		135
680	4030	Bassaleg School	English	7.0		278
673	4066	YSGOL GYFUN BRO MORGANNWG	Welsh	7.0	WM	122
664	4000	Hawarden High School	English	7.2		188
662	4038	YSGOL Y CREUDDYN	Welsh	7.2	WM	123
663	4020	Ysgol Uwchradd Glan Clwyd	Welsh	7.8	WM	168
679	4060	Monmouth Comprehensive School	English	7.8		266
664	4042	Argoed School	English	7.9		117
681	4071	Ysgol Gyfun Gymraeg Glantaf	Welsh	8.1	WM	207
669	4061	Ysgol Gyfun Maes-Yr-Yrfa	Welsh	8.3	AB	136
666	4022	BRECON HIGH SCHOOL	English	8.4		133
662	4035	YSGOL DYFFRYN CONWY	Welsh	8.5	BB	118
670	4074	Ysgol Gyfun Gwyr	Welsh	8.6	WM	114
661	4003	Ysgol Botwnnog	Welsh	8.7	WM	88
661	4009	YSGOL EIFIONYDD	Welsh	8.7	WM	98
664	4006	Alun School	English	9.0		247
669	4512	Dyffryn Taf	English	9.0		154
669	4052	Ysgol Gyfun Y Strade	Welsh	9.0	AB	160
681	4611	CORPUS CHRISTI CATHOLIC HIGH SCHOOL	English	9.2		190
666	4002	LLANIDLOES HIGH SCHOOL	English	9.4	EW	116
661	4004	Ysgol Brynrefail	Welsh	9.4	WM	148
678	4603	St. Albans R.C. High School	English	9.5		147
670	4032	OLCHFA SCHOOL	English	9.5		280
674	5500	Ysgol Llanhari	Welsh	9.7	WM	68
661	4032	YSGOL UWCHRADD TYWYN	Welsh	9.7	WM	56
667	4059	Ysgol Dyffryn Teifi	Welsh	9.7	AB	84

672	4080	PORTHCAWL COMPREHENSIVE SCHOOL	English	10.0		237					
668	4034	Ysgol Dewi Sant	English	10.0		91					
664	4600	St. Richard Gwyn Catholic High School	English	10.3		169	50.30%	52.30%	49.90%	56.10%	57.90%
666	4014	John Beddoes School	English	10.4		56					
666	4013	WELSHPOOL HIGH SCHOOL	English	10.4		192	66.20%	66.20%	66.70%	64.80%	65.10%
661	4034	Ysgol Ardudwy	Welsh	10.5	WM	69					
665	4034	Darland High School	English	10.5		128					
666	4019	LLANDRINDOD HIGH SCHOOL	English	10.7		106					
667	4042	GYFUN ABERAERON COMPREHENSIVE	Welsh	10.8	CB	100					
661	4040	Ysgol Glan y Mor	Welsh	11.2	WM	112					
660	4028	Ysgol David Hughes	Welsh	11.2	BB	203					
668	4035	Ysgol Greenhill School	English	11.3		198					
671	4060	Ysgol Gyfun Ystalyfera	Welsh	11.3	WM	156					
669	4028	Ysgol Tre-Gib	Welsh	11.5	CB	157					
661	4030	Ysgol Y Gader	Welsh	11.5	WM	67					
667	4046	YSGOL UWCHRADD TREGARON	Welsh	11.5	BB	42					
665	4032	YSGOL MORGAN LLWYD	Welsh	11.5	WM	106					
681	5403	Whitchurch High School	English	11.5		361					
664	4018	Maes Garmon	Welsh	11.6	WM	109					
674	4054	Ysgol Gyfun Garth Olwg	Welsh	11.6	WM	132					
669	4024	Ysgol Gyfun Pantycelyn	Welsh	12.0	CB	43					
667	4047	Penglais School	English	12.1		212					
679	4066	Caldicot School	English	12.1		272					
668	4055	Sir Thomas Picton School	English	12.1		210					
670	4078	Ysgol Gyfun Gymraeg Bryn Tawe	Welsh	12.2	WM	122					
679	4065	Chepstow Comprehensive School	English	12.4		161					
681	4051	Llanishen	English	12.7		270					
678	4051	Croesyceiliog School	English	12.8		272					
671	4067	Dwr Y Felin Comprehensive School	English	12.9		240					
662	5402	Eirias High School	English	13.1		252					
674	4604	St.John Baptist High School	English	13.2		156					
669	4063	Queen Elizabeth High School	English	13.3		250					
673	4060	LLANTWIT MAJOR SCHOOL	English	13.3		167					
678	4075	YSGOL GYFUN GWYNLLYW	Welsh	13.3	WM	158					
672	4078	Brynteg School	English	13.3		330					
672	4076	PENCOED COMPREHENSIVE	English	13.5		172					
661	4007	Ysgol Dyffryn Nantlle	Welsh	13.5	WM	85					
676	4103	Ysgol Gyfun Cwm Rhymni	Welsh	13.5	WM	213					
674	4096	Y Pant Comprehensive	English	13.6		207					
661	4037	Ysgol Tryfan	Welsh	13.8	WM	93					
663	4027	Ysgol Dinas Bran	Welsh	13.8	BB	152					
670	4063	Gowerton Comprehensive School	English	13.8		224					
664	4011	Elfed High School	English	13.9		98					
660	4027	Ysgol Gyfun Llangejni	Welsh	13.9	BB	146					
667	5500	Ysgol Bro Pedr	Welsh	13.9	BB	120					
673	4612	St Richard Gwyn Catholic High School	English	14.2		119	42.30%	48.00%	45.70%	49.90%	52.20%
679	4064	King Henry VIII Comprehensive	English	14.2		203					
680	4602	St. Joseph's R.C. High School	English	14.4		223					
670	4072	Pontarddulais Comprehensive School	English	14.5		161					



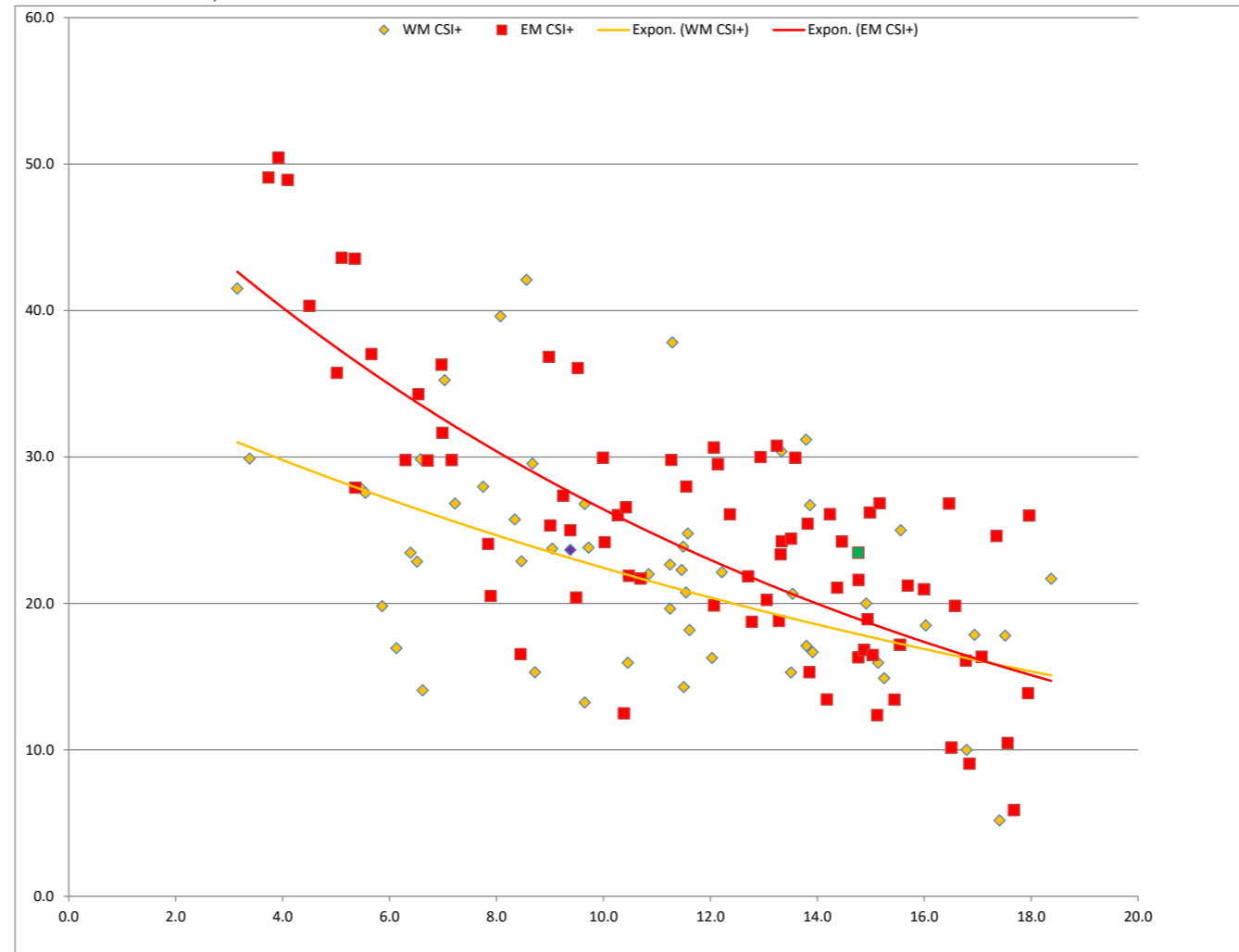
677	5401	Brynmawr Foundation School	English	21.3	153
671	4066	Llangatwg Community School	English	21.8	129
670	4033	MORRISTON COMPREHENSIVE	English	21.9	233
678	4062	FAIRWATER HIGH SCHOOL	English	22.1	164
673	4061	BARRY COMPREHENSIVE SCHOOL	English	22.2	195
675	4600	Bishop Hedley High School	English	22.3	105
676	4070	St Martin's School	English	22.4	180
662	5403	Ysgol Bryn Elian	English	22.4	124
668	4063	Milford Haven School	English	22.4	194
665	4029	Ysgol y Grango	English	22.5	83
671	4052	Glan Afan Comprehensive School	English	22.6	93
665	4049	Ysgol Clywedog	English	22.7	142
660	4026	Ysgol Uwchradd Caergybi	English	22.8	128
665	4044	Ysgol Rhiwabon	English	23.0	113
665	4048	Rhosnesni High School	English	23.5	218
674	4081	Treorchy Comprehensive School	English	23.8	260
669	4053	Glan-y-Mor School	English	24.2	136
676	4075	Lewis School Pengam	English	24.2	182
674	4057	TONYREFAIL SCHOOL	English	24.5	185
669	4050	Coedcae School	English	24.6	207
670	4075	BIRCHGROVE	English	24.6	131
668	4038	Pembroke School	English	24.7	239
677	5500	Ebbw Fawr Learning Community	English	24.8	237
672	4086	Coleg Cymunedol Y Dderwen	English	24.9	257
676	4068	Risca Community Comprehensive	English	25.0	114
674	4087	Porth County Community	English	25.2	197
678	4070	Abersychan Comprehensive	English	25.7	205
662	5400	Ysgol Emrys ap Iwan	English	25.7	217
681	4600	St. Illtyd's Catholic High School	English	25.8	147
674	4095	Tonypandy Community College	English	25.8	137
670	4044	BISHOP GORE SCHOOL	English	26.2	211
664	4012	Holywell High School	English	26.4	116
676	4093	Bedwas High School	English	26.4	147
674	4027	Hawthorn High School	English	26.5	178
672	4071	Maesteg Comprehensive School	English	26.5	179
676	4065	St Cenydd School	English	27.5	195
669	4062	Ysgol Y Gwendraeth	English	27.5	50
676	4032	Pontllanfraith Comprehensive	English	27.9	125
677	4061	Tredegar Comprehensive School	English	28.2	140
673	4062	BRYN HAFREN COMPREHENSIVE SCHOOL	English	28.5	222
680	4025	Newport High School	English	28.6	160
681	4049	Cantonian High School	English	28.8	111
681	4607	Mary Immaculate High School	English	29.0	107
680	4026	Lliswerry High School	English	29.2	204
672	4059	Cynffig Comprehensive	English	29.6	122
674	4100	Aberdare High School	English	29.9	104
663	4003	Rhyl High School	English	29.9	132
670	4043	PENTREHAFOD SCHOOL	English	30.1	245
674	4101	Aberdare Girls' School	English	30.1	98

676	4073	HEOLDDU COMPREHENSIVE SCHOOL	English	30.3	124
676	4090	Rhymney Comprehensive School,	English	31.4	158
677	4074	Abertillery Comprehensive	English	31.5	178
674	4056	BLAENGWAWR COMPREHENSIVE	English	32.2	124
674	4053	Mountain Ash Comprehensive School	English	34.6	182
680	4020	Duffryn High School	English	34.7	220
664	4019	John Summers High School	English	35.1	70
671	4068	Cwrt Sart Community Comprehensive School	English	35.9	96
663	4601	Blessed Edward Jones High Sch	English	36.1	81
681	4054	Cathays High School	English	36.4	152
681	4042	Fitzalan High School	English	36.9	210
675	4012	PEN-Y-DRE HIGH SCHOOL	English	37.1	133
680	4021	Llanwern High School	English	37.3	135
674	4083	Ferndale Community School	English	37.5	128
681	4030	RUMNEY HIGH SCHOOL	English	37.9	133
681	4052	Llanrumney High School	English	38.7	114
681	4035	GLYN DERW HIGH SCHOOL	English	38.8	128
671	4047	Cymer Afan Comprehensive School	English	39.1	70
681	4047	Llanedeyrn High	English	39.2	101
670	4031	Cefn Hengoed	English	39.9	143
671	4056	Sandfields Comprehensive School	English	40.3	107
681	4041	Willows High School	English	42.9	152
681	4073	Michaelston Community College	English	45.1	118
670	4076	Dylan Thomas Community School	English	47.0	127

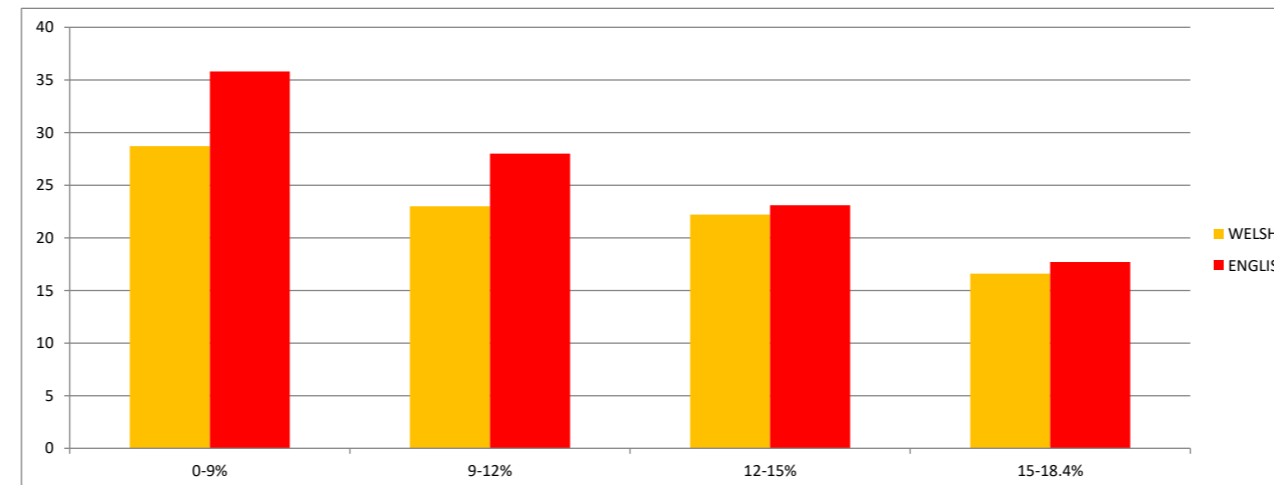


School Name	Medium	FSM %	WM CSI+	EM CSI+
Ysgol Gyfun Gymraeg Bro Myrddin	Welsh	3.2	41.5	
YSGOL GYFUN PENWEDDIG	Welsh	3.4	29.9	
St Brigid's School	English	3.7		49.1
BISHOPSTON COMPREHENSIVE	English	3.9		50.5
COWBRIDGE COMPREHENSIVE SCHOOL	English	4.1		48.9
Crickhowell High School	English	4.5		40.3
Castell Alun High School	English	5.0		35.7
Caerleon Comprehensive School	English	5.1		43.6
Stanwell School	English	5.4		43.5
Gwernyfed High School	English	5.4		27.9
YSGOL Y PRESELI	Welsh	5.5	27.8	
Llanfyllin High School	Welsh	5.6	27.5	
CARDIFF HIGH SCHOOL	English	5.7		37.0
Ysgol Uwchradd Caereinion High School	Welsh	5.9	19.8	
YSGOL BRO DDYFI	Welsh	6.1	16.9	
Bishop of Llandaff Church in Wales High School	English	6.3		29.8
Ysgol Gyfun Gymraeg Plasmawr	Welsh	6.4	23.5	
BUILTH WELLS HIGH SCHOOL	Welsh	6.5	22.9	
Radyr Comprehensive School	English	6.5		34.3
Ysgol Brynhyfryd	Welsh	6.6	29.9	
Ysgol Y Berwyn	Welsh	6.6	14.1	
THE MAELOR SCHOOL	English	6.7		29.8
St Joseph's Catholic and Anglican High	English	7.0		36.3
Bassaleg School	English	7.0		31.7
YSGOL GYFUN BRO MORGANNWG	Welsh	7.0	35.2	
Hawarden High School	English	7.2		29.8
YSGOL Y CREUDDYD	Welsh	7.2	26.8	
Ysgol Uwchradd Glan Clwyd	Welsh	7.8	28.0	
Monmouth Comprehensive School	English	7.8		24.1
Argoed School	English	7.9		20.5
Ysgol Gyfun Gymraeg Glantaf	Welsh	8.1	39.6	
Ysgol Gyfun Maes-Yr-Yrfa	Welsh	8.3	25.7	
BRECON HIGH SCHOOL	English	8.4		16.5
YSGOL DYFFRYN CONWY	Welsh	8.5	22.9	
Ysgol Gyfun Gwyr	Welsh	8.6	42.1	
Ysgol Botwnnog	Welsh	8.7	29.5	
YSGOL EIFIONYDD	Welsh	8.7	15.3	
Alun School	English	9.0		36.8
Dyffryn Taf	English	9.0		25.3
Ysgol Gyfun Y Strade	Welsh	9.0	23.8	
CORPUS CHRISTI CATHOLIC HIGH SCHOOL	English	9.2		27.4
LLANIDLOES HIGH SCHOOL	English	9.4		25.0
Ysgol Brynrefail	Welsh	9.4	23.6	
St. Albans R.C. High School	English	9.5		20.4
OLCHFIA SCHOOL	English	9.5		36.1
Ysgol Llanhari	Welsh	9.7	13.2	
YSGOL UWCHRADD TYWYN	Welsh	9.7	26.8	
Ysgol Dyffryn Teifi	Welsh	9.7	23.8	
PORTHCAWL COMPREHENSIVE SCHOOL	English	10.0		30.0
Ysgol Dewi Sant	English	10.0		24.2
St. Richard Gwyn Catholic High School	English	10.3		26.0
John Beddoes School	English	10.4		12.5
WELSHPOOL HIGH SCHOOL	English	10.4		26.6
Ysgol Ardudwy	Welsh	10.5	15.9	
Darland High School	English	10.5		21.9
LLANDRINDOD HIGH SCHOOL	English	10.7		21.7
GYFUN ABERAERON COMPREHENSIVE	Welsh	10.8	22.0	
Ysgol Glan y Mor	Welsh	11.2	19.6	
Ysgol David Hughes	Welsh	11.2	22.7	
Ysgol Greenhill School	English	11.3		29.8
Ysgol Gyfun Ystalyfera	Welsh	11.3	37.8	
Ysgol Tre-Gib	Welsh	11.5	22.3	
Ysgol Y Gader	Welsh	11.5	23.9	
YSGOL UWCHRADD TREGARON	Welsh	11.5	14.3	
YSGOL MORGAN LLWYD	Welsh	11.5	20.8	
Whitchurch High School	English	11.5		28.0
Maes Garmon	Welsh	11.6	24.8	
Ysgol Gyfun Garth Olwg	Welsh	11.6	18.2	
Ysgol Gyfun Pantycelyn	Welsh	12.0	16.3	
Penglais School	English	12.1		30.7
Caldicot School	English	12.1		19.9
Sir Thomas Picton School	English	12.1		29.5
Ysgol Gyfun Gymraeg Bryn Tawe	Welsh	12.2	22.1	
Chepstow Comprehensive School	English	12.4		26.1

MATHS, SCIENCE AND ENGLISH GCSE AT A\*-B HELD IN COMBINATION



MATHS, SCIENCE AND ENGLISH GCSE AT A\*-B HELD IN COMBINATION.

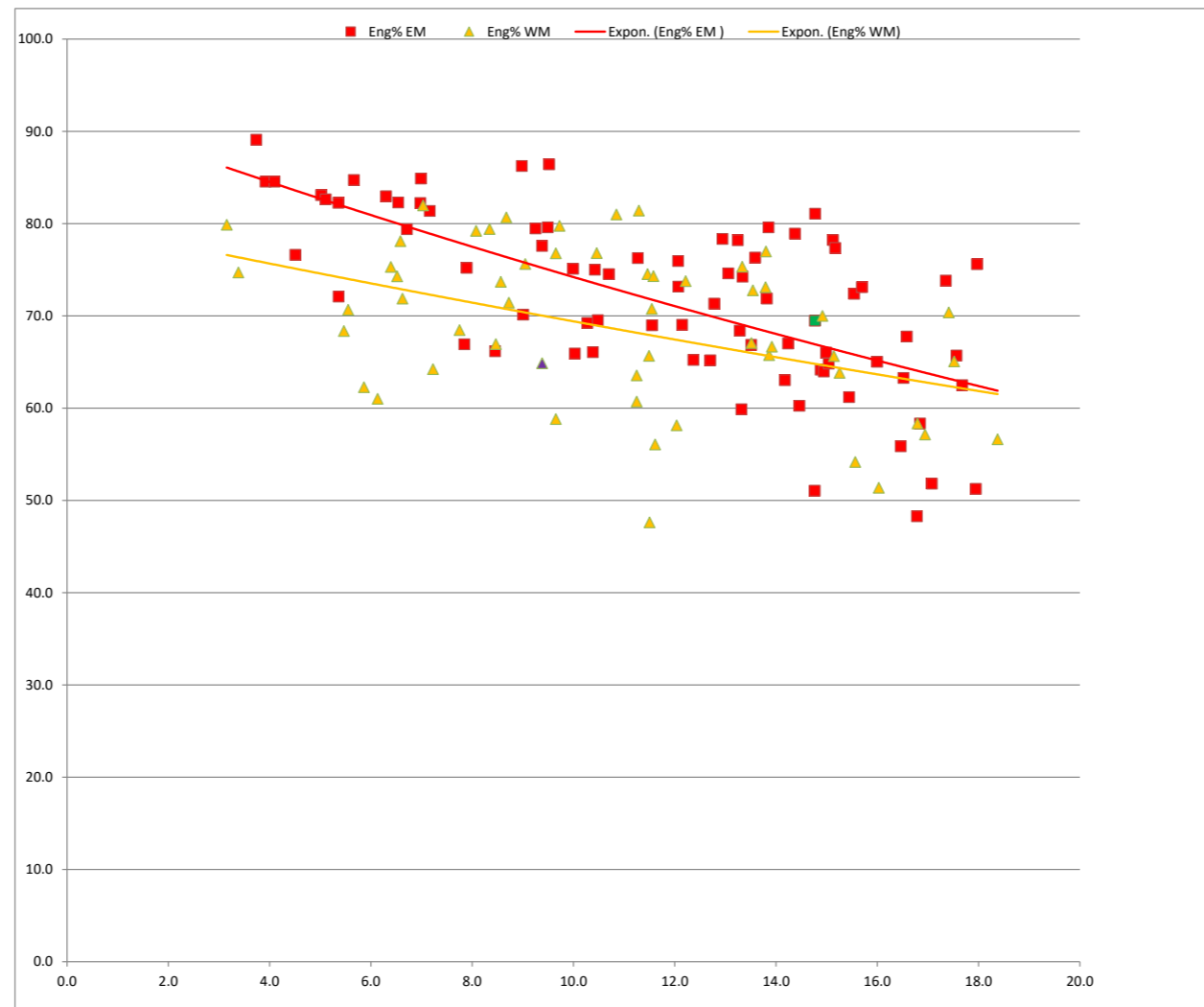


	FSM%			
MEDIUM	0-9%	9-12%	12-15%	15-18.4%
WELSH	28.7	23	22.2	16.6
ENGLISH	35.8	28	23.1	17.7

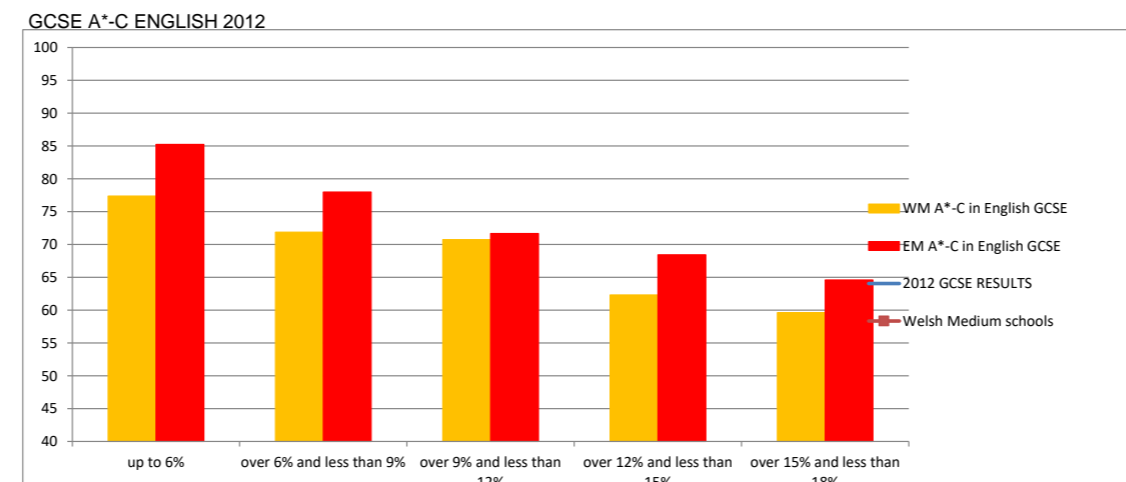
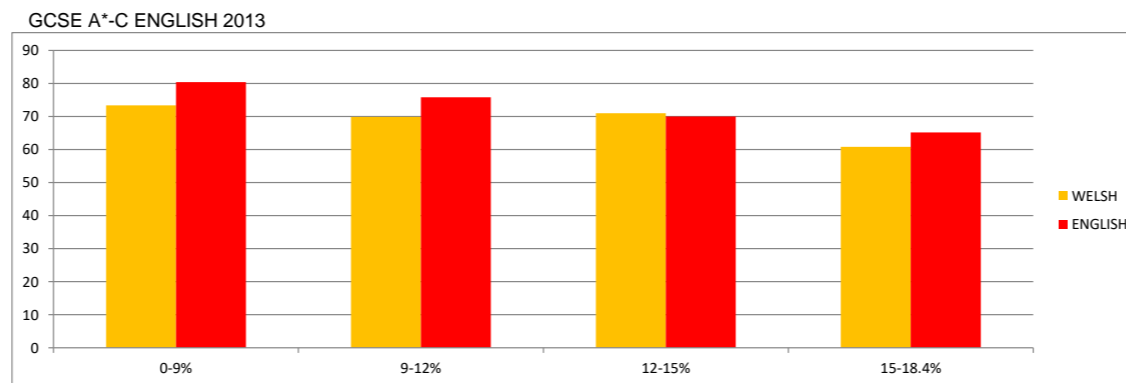
Llanishen	English	12.7		21.9
Croesyceiliog School	English	12.8		18.8
Dwr Y Felin Comprehensive School	English	12.9		30.0
Eirias High School	English	13.1		20.2
St.John Baptist High School	English	13.2		30.8
Queen Elizabeth High School	English	13.3		18.8
LLANTWIT MAJOR SCHOOL	English	13.3		23.4
YSGOL GYFUN GWYNLLYW	Welsh	13.3	30.4	
Brynteg School	English	13.3		24.2
PENCOED COMPREHENSIVE	English	13.5		24.4
Ysgol Dyffryn Nantlle	Welsh	13.5	15.3	
Ysgol Gyfun Cwm Rhymni	Welsh	13.5	20.7	
Y Pant Comprehensive	English	13.6		30.0
Ysgol Tryfan	Welsh	13.8	31.2	
Ysgol Dinas Bran	Welsh	13.8	17.1	
Gowerton Comprehensive School	English	13.8		25.4
Elfed High School	English	13.9		15.3
Ysgol Gyfun Llangefni	Welsh	13.9	26.7	
Ysgol Bro Pedr	Welsh	13.9	16.7	
St Richard Gwyn Catholic High School	English	14.2		13.4
King Henry VIII Comprehensive	English	14.2		26.1
St. Joseph's R.C. High School	English	14.4		21.1
Pontarddulais Comprehensive School	English	14.5		24.2
Bryncelynnog Comprehensive School	English	14.8		16.3
Ysgol Friars	English	14.8		23.5
St. David's High School	English	14.8		21.6
St Cyres Comprehensive School	English	14.9		16.8
Ysgol Y Moelwyn	Welsh	14.9	20.0	
Ysgol Gyfun Emlyn	English	14.9		18.9
Bryntirion Comprehensive.	English	15.0		26.2
Ysgol Maesydderwen	English	15.0		16.5
Connah's Quay High School,	English	15.1		12.4
Ysgol Gyfun Rhydywaun	Welsh	15.1	16.0	
St Teilo's C-in-W High School	English	15.2		26.8
Ysgol Syr Thomas Jones	Welsh	15.3	14.9	
Newtown High School	English	15.4		13.4
Cwmcarn High School	English	15.5		17.2
Ysgol Gyfun Gymraeg Llangynwyd	Welsh	15.6	25.0	
Ysgol John Bright	English	15.7		21.2
Cardinal Newman R.C.	English	16.0		21.0
Ysgol Syr Hugh Owen	Welsh	16.0	18.5	
Cefn Saeson Comprehensive School	English	16.5		26.8
Ysgol Aberconwy	English	16.5		10.2
Archbishop McGrath Catholic School	English	16.6		19.8
Tasker-Milward V.C. School	English	16.8		16.1
Ysgol Dyffryn Ogwen Bethesda	Welsh	16.8	10.0	
Prestatyn High School	English	16.8		9.1
Ysgol Dyffryn Aman	Welsh	16.9	17.9	
Ysgol Bro Gwaun	English	17.1		16.4
Penyrheol Comprehensive School	English	17.4		24.6
Ysgol Gyfun Cymer Rhondda	Welsh	17.4	5.2	
Ysgol Uwchradd Bodedern	Welsh	17.5	17.8	
West Monmouth School	English	17.6		10.5
Denbigh High School	English	17.7		5.9
Cyfarthfa High School	English	17.9		13.9
Cwmtawe Community School	English	18.0		26.0
Ysgol Uwchradd Aberteifi	Welsh	18.4	21.7	
St John Lloyd Catholic Comp School	English	18.6		
Newbridge School	English	18.7		
Flint High School	English	19.0		
Bryngwyn School	English	19.6		
Llantarnam School	English	19.6		
St Julian's School	English	19.7		
The Pontypridd High School	English	20.0		
Oakdale Comprehensive	English	20.0		
St Joseph's RC School and 6th Form Centre	English	20.1		
Blackwood Comprehensive School	English	20.5		
Afon Taf High School	English	20.5		
Dyffryn School	English	20.7		
Ysgol Bryn Alyn	English	20.7		
Lewis Girls' Comprehensive School	English	20.8		
Bishop Vaughan School	English	20.9		
Brynmawr Foundation School	English	21.3		
Llangatwg Community School	English	21.8		
MORRISTON COMPREHENSIVE	English	21.9		
FAIRWATER HIGH SCHOOL	English	22.1		

BARRY COMPREHENSIVE SCHOOL	English	22.2
Bishop Hedley High School	English	22.3
St Martin's School	English	22.4
Ysgol Bryn Elian	English	22.4
Milford Haven School	English	22.4
Ysgol y Grango	English	22.5
Glan Afan Comprehensive School	English	22.6
Ysgol Clywedog	English	22.7
Ysgol Uwchradd Caergybi	English	22.8
Ysgol Rhiwabon	English	23.0
Rhosnesni High School	English	23.5
Treorchy Comprehensive School	English	23.8
Glan-y-Mor School	English	24.2
Lewis School Pengam	English	24.2
TONYREFAIL SCHOOL	English	24.5
Coedcae School	English	24.6
BIRCHGROVE	English	24.6
Pembroke School	English	24.7
Ebbw Fawr Learning Community	English	24.8
Coleg Cymunedol Y Dderwen	English	24.9
Risca Community Comprehensive	English	25.0
Porth County Community	English	25.2
Abersychan Comprehensive	English	25.7
Ysgol Emrys ap Iwan	English	25.7
St. Illtyd's Catholic High School	English	25.8
Tonypandy Community College	English	25.8
BISHOP GORE SCHOOL	English	26.2
Holywell High School	English	26.4
Bedwas High School	English	26.4
Hawthorn High School	English	26.5
Maesteg Comprehensive School	English	26.5
St Cenydd School	English	27.5
Ysgol Y Gwendraeth	English	27.5
Pontllanfraith Comprehensive	English	27.9
Tredeggar Comprehensive School	English	28.2
BRYN HAFREN COMPREHENSIVE SCHO	English	28.5
Newport High School	English	28.6
Cantonian High School	English	28.8
Mary Immaculate High School	English	29.0
Lliswerry High School	English	29.2
Cynffig Comprehensive	English	29.6
Aberdare High School	English	29.9
Rhyl High School	English	29.9
PENTREHAFOD SCHOOL	English	30.1
Aberdare Girls' School	English	30.1
HEOLDDU COMPREHENSIVE SCHOOL	English	30.3
Rhymney Comprehensive School,	English	31.4
Abertillery Comprehensive	English	31.5
BLAENGWAWR COMPREHENSIVE	English	32.2
Mountain Ash Comprehensive School	English	34.6
Duffryn High School	English	34.7
John Summers High School	English	35.1
Cwrt Sart Community Comprehensive Scho	English	35.9
Blessed Edward Jones High Sch	English	36.1
Cathays High School	English	36.4
Fitzalan High School	English	36.9
PEN-Y-DRE HIGH SCHOOL	English	37.1
Llanwern High School	English	37.3
Ferndale Community School	English	37.5
RUMNEY HIGH SCHOOL	English	37.9
Llanrumney High School	English	38.7
GLYN DERW HIGH SCHOOL	English	38.8
Cymer Afan Comprehensive School	English	39.1
Llanedeyrn High	English	39.2
Cefn Hengoed	English	39.9
Sandfields Comprehensive School	English	40.3
Willows High School	English	42.9
Michaelston Community College	English	45.1
Dylan Thomas Community School	English	47.0

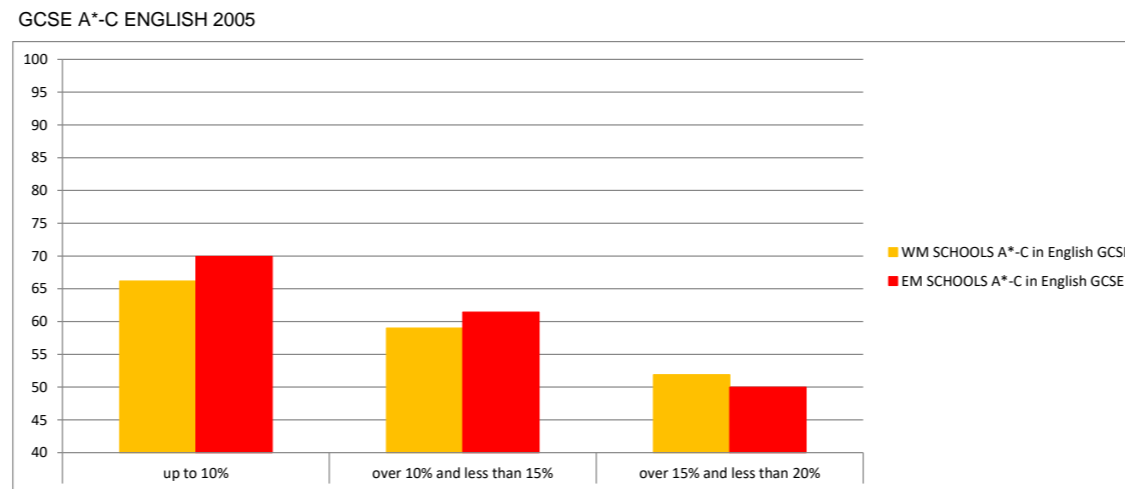
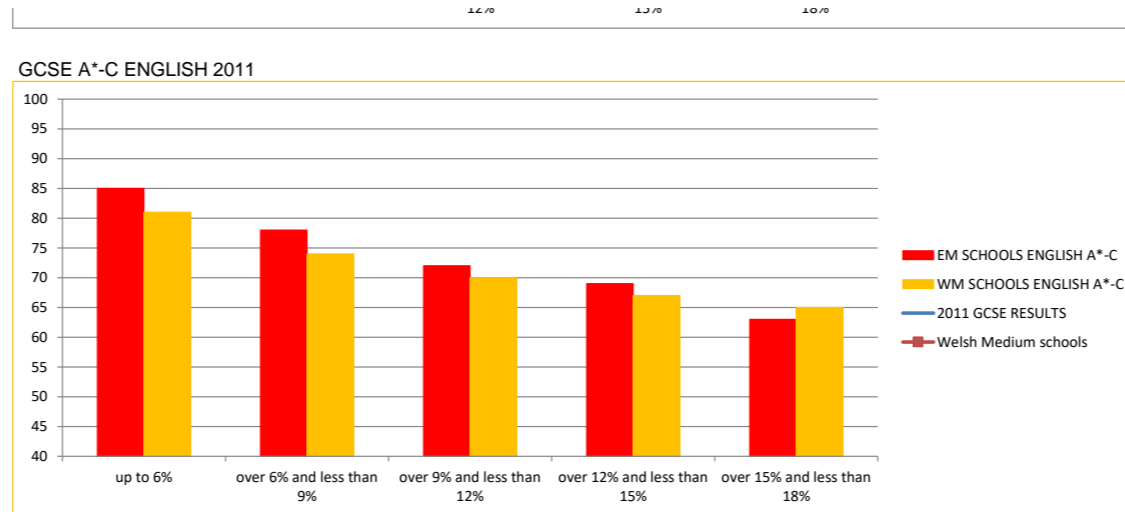
School Name	Medium	FSM %	Eng% EM	Eng% WM
Ysgol Gyfun Gymraeg Bro Myrddin	Welsh	3.2		79.9
YSGOL GYFUN PENWEDDIG	Welsh	3.4		74.7
St Brigid's School	English	3.7	89.1	
BISHOPSTON COMPREHENSIVE	English	3.9	84.5	
COWBRIDGE COMPREHENSIVE SCHOOL	English	4.1	84.5	
Crickhowell High School	English	4.5	76.6	
Castell Alun High School	English	5.0	83.1	
Caerleon Comprehensive School	English	5.1	82.6	
Stanwell School	English	5.4	82.3	
Gwernyfed High School	English	5.4	72.1	
YSGOL Y PRESELI	Welsh	5.5		68.4
Llanfyllin High School	Welsh	5.6		70.7
CARDIFF HIGH SCHOOL	English	5.7	84.7	
Ysgol Uwchradd Caereinion High School	Welsh	5.9		62.3
YSGOL BRO DDYFI	Welsh	6.1		61.0
Bishop of Llandaff Church in Wales High Sch	English	6.3	83.0	
Ysgol Gyfun Gymraeg Plasmawr	Welsh	6.4		75.3
BUILT WELLS HIGH SCHOOL	Welsh	6.5		74.3
Radyr Comprehensive School	English	6.5	82.3	
Ysgol Brynhyfryd	Welsh	6.6		78.1
Ysgol Y Berwyn	Welsh	6.6		71.9
THE MAELOR SCHOOL	English	6.7	79.4	
St Joseph's Catholic and Anglican High	English	7.0	82.2	
Bassaleg School	English	7.0	84.9	
YSGOL GYFUN BRO MORGANNWG	Welsh	7.0		82.0
Hawarden High School	English	7.2	81.4	
YSGOL Y CREUDDYN	Welsh	7.2		64.2
Ysgol Uwchradd Glan Clwyd	Welsh	7.8		68.5
Monmouth Comprehensive School	English	7.8	66.9	
Argoed School	English	7.9	75.2	
Ysgol Gyfun Gymraeg Glantaf	Welsh	8.1		79.2
Ysgol Gyfun Maes-Yr-Yrfa	Welsh	8.3		79.4
BRECON HIGH SCHOOL	English	8.4	66.2	
YSGOL DYFFRYN CONWY	Welsh	8.5		66.9
Ysgol Gyfun Gwyr	Welsh	8.6		73.7
Ysgol Botwnnog	Welsh	8.7		80.7
YSGOL EIFIONYDD	Welsh	8.7		71.4
Alun School	English	9.0	86.2	
Dyffryn Taf	English	9.0	70.1	
Ysgol Gyfun Y Strade	Welsh	9.0		75.6
CORPUS CHRISTI CATHOLIC HIGH SCHOOL	English	9.2	79.5	
LLANIDLOES HIGH SCHOOL	English	9.4	77.6	
Ysgol Brynrefail	Welsh	9.4		64.9
St. Albans R.C. High School	English	9.5	79.6	
OLCHFA SCHOOL	English	9.5	86.4	
Ysgol Llanhari	Welsh	9.7		58.8
YSGOL UWCHRADD TYWYN	Welsh	9.7		76.8
Ysgol Dyffryn Teifi	Welsh	9.7		79.8
PORTHCRAWL COMPREHENSIVE SCHOOL	English	10.0	75.1	
Ysgol Dewi Sant	English	10.0	65.9	
St. Richard Gwyn Catholic High School	English	10.3	69.2	
John Beddoes School	English	10.4	66.1	
WELSHPOOL HIGH SCHOOL	English	10.4	75.0	
Ysgol Ardudwy	Welsh	10.5		76.8
Darland High School	English	10.5	69.5	
LLANDRINDOD HIGH SCHOOL	English	10.7	74.5	
GYFUN ABERAERON COMPREHENSIVE	Welsh	10.8		81.0
Ysgol Glan y Mor	Welsh	11.2		60.7
Ysgol David Hughes	Welsh	11.2		63.5
Ysgol Greenhill School	English	11.3	76.3	
Ysgol Gyfun Ystalyfera	Welsh	11.3		81.4
Ysgol Tre-Gib	Welsh	11.5		74.5
Ysgol Y Gader	Welsh	11.5		65.7
YSGOL UWCHRADD TREGARON	Welsh	11.5		47.6
YSGOL MORGAN LLWYD	Welsh	11.5		70.8
Whitchurch High School	English	11.5	69.0	
Maes Garmon	Welsh	11.6		74.3
Ysgol Gyfun Garth Olwg	Welsh	11.6		56.1
Ysgol Gyfun Pantycelyn	Welsh	12.0		58.1
Penglais School	English	12.1	75.9	
Caldicot School	English	12.1	73.2	
Sir Thomas Picton School	English	12.1	69.0	
Ysgol Gyfun Gymraeg Bryn Tawe	Welsh	12.2		73.8
Chepstow Comprehensive School	English	12.4	65.2	
Llanishen	English	12.7	65.2	
Croesyceiliog School	English	12.8	71.3	
Dwr Y Felin Comprehensive School	English	12.9	78.3	
Eirias High School	English	13.1	74.6	
St. John Baptist High School	English	13.2	78.2	
Queen Elizabeth High School	English	13.3	68.4	



	FSM%			
MEDIUM	0-9%	9-12%	12-15%	15-18.4%
WELSH	73.4	69.9	71	60.8
ENGLISH	80.4	75.8	70	65.2



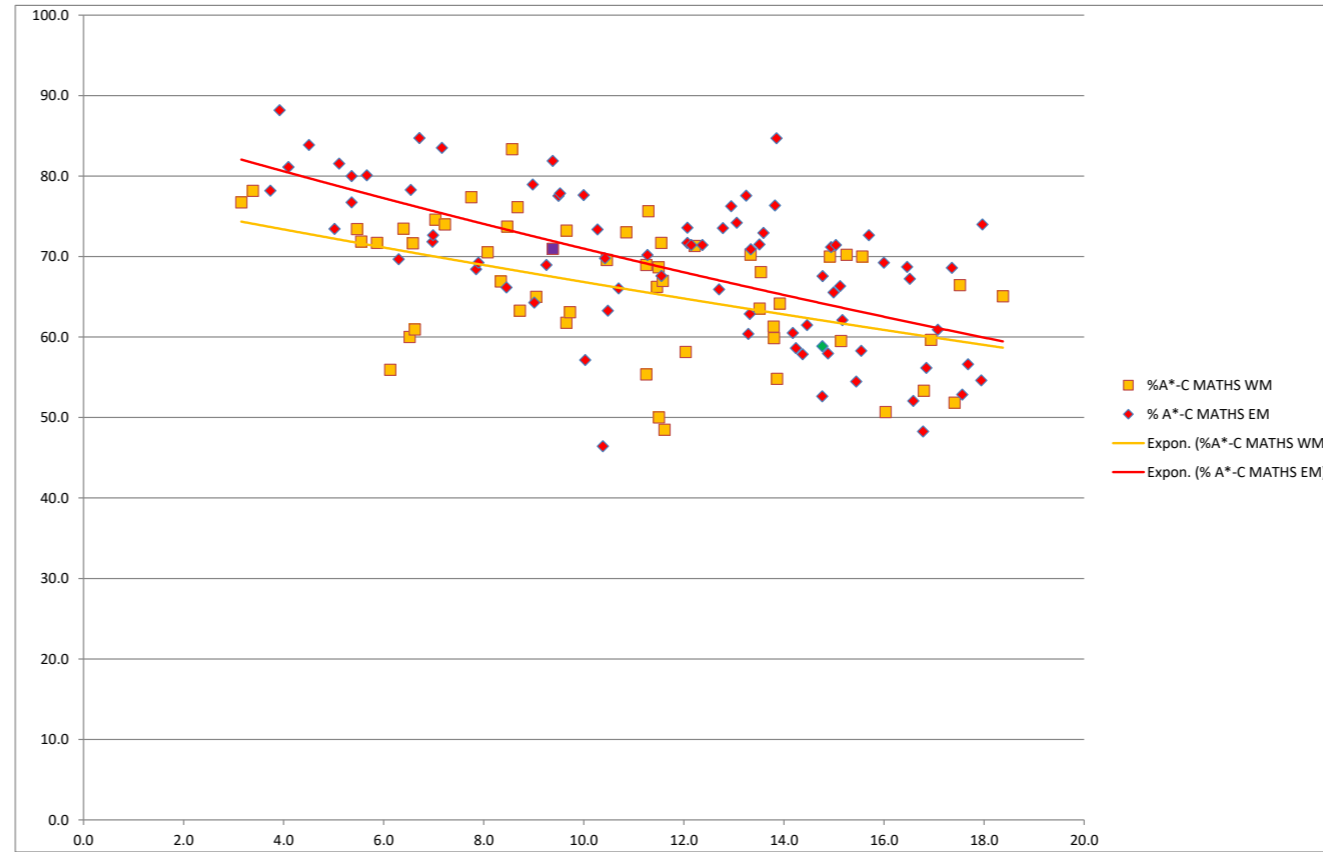
LLANTWIT MAJOR SCHOOL	English	13.3	59.9	
YSGOL GYFUN GWYNLLYW	Welsh	13.3		75.3
Brynteg School	English	13.3	74.2	
PENCOED COMPREHENSIVE	English	13.5	66.9	
Ysgol Dyffryn Nantlle	Welsh	13.5		67.1
Ysgol Gyfun Cwm Rhymni	Welsh	13.5		72.8
Y Pant Comprehensive	English	13.6	76.3	
Ysgol Tryfan	Welsh	13.8	73.1	
Ysgol Dinas Bran	Welsh	13.8	77.0	
Gowerton Comprehensive School	English	13.8	71.9	
Elfed High School	English	13.9	79.6	
Ysgol Gyfun Llangefni	Welsh	13.9		65.8
Ysgol Bro Pedr	Welsh	13.9		66.7
St Richard Gwyn Catholic High School	English	14.2	63.0	
King Henry VIII Comprehensive	English	14.2	67.0	
St. Joseph's R.C. High School	English	14.4	78.9	
Pontarddulais Comprehensive School	English	14.5	60.2	
Bryncelynnog Comprehensive School	English	14.8	51.1	
Ysgol Friars	English	14.8	69.5	
St. David's High School	English	14.8	81.1	
St Cyres Comprehensive School	English	14.9	64.2	
Ysgol Y Moelwyn	Welsh	14.9		70.0
Ysgol Gyfun Emlyn	English	14.9	64.0	
Bryntirion Comprehensive.	English	15.0	66.0	
Ysgol Maesydderwen	English	15.0	64.8	
Connah's Quay High School,	English	15.1	78.2	
Ysgol Gyfun Rhydywaun	Welsh	15.1		65.6
St Teilo's C-in-W High School	English	15.2	77.4	
Ysgol Syr Thomas Jones	Welsh	15.3		63.8
Newtown High School	English	15.4	61.2	
Cwmcam High School	English	15.5	72.4	
Ysgol Gyfun Gymraeg Llangynwyd	Welsh	15.6		54.2
Ysgol John Bright	English	15.7	73.1	
Cardinal Newman R.C.	English	16.0	65.0	
Ysgol Syr Hugh Owen	Welsh	16.0		51.4
Cefn Saeson Comprehensive School	English	16.5	55.9	
Ysgol Aberconwy	English	16.5	63.3	
Archbishop McGrath Catholic School	English	16.6	67.8	
Tasker-Milward V.C. School	English	16.8	48.3	
Ysgol Dyffryn Ogwen Bethesda	Welsh	16.8		58.3
Prestatyn High School	English	16.8	58.3	
Ysgol Dyffryn Aman	Welsh	16.9		57.1
Ysgol Bro Gwaun	English	17.1	51.8	
Penyrheol Comprehensive School	English	17.4	73.8	
Ysgol Gyfun Cymer Rhondda	Welsh	17.4		70.4
Ysgol Uwchradd Bodedern	Welsh	17.5		65.1
West Monmouth School	English	17.6	65.7	
Denbigh High School	English	17.7	62.5	
Cyfarthfa High School	English	17.9	51.3	
Cwmtawe Community School	English	18.0	75.6	
Ysgol Uwchradd Aberteifi	Welsh	18.4		56.6
St John Lloyd Catholic Comp School	English	18.6	64.4	
Newbridge School	English	18.7	63.2	
Flint High School	English	19.0	56.4	
Bryngwyn School	English	19.6	62.4	
Llantarnam School	English	19.6	45.0	
St Julian's School	English	19.7	60.7	
The Pontypridd High School	English	20.0	60.2	
Oakdale Comprehensive	English	20.0	58.9	
St Joseph's RC School and 6th Form Centre	English	20.1	65.5	
Blackwood Comprehensive School	English	20.5	56.3	
Afon Taf High School	English	20.5	46.2	
Dyffryn School	English	20.7	62.7	
Ysgol Bryn Alyn	English	20.7	65.6	
Lewis Girls' Comprehensive School	English	20.8	63.6	
Bishop Vaughan School	English	20.9	61.5	
Brynmawr Foundation School	English	21.3	53.6	
Llangatwg Community School	English	21.8	62.0	
MORRISTON COMPREHENSIVE	English	21.9	51.1	
FAIRWATER HIGH SCHOOL	English	22.1	59.1	
BARRY COMPREHENSIVE SCHOOL	English	22.2	41.5	
Bishop Hedley High School	English	22.3	51.4	
St Martin's School	English	22.4	51.1	
Ysgol Bryn Elian	English	22.4	67.7	
Milford Haven School	English	22.4	47.9	
Ysgol y Grango	English	22.5	56.6	
Glan Afan Comprehensive School	English	22.6	68.8	
Ysgol Clywedog	English	22.7	43.0	
Ysgol Uwchradd Caergybi	English	22.8	52.3	
Ysgol Rhiwabon	English	23.0	53.1	
Rhosnesni High School	English	23.5	43.6	
Treorchy Comprehensive School	English	23.8	63.1	



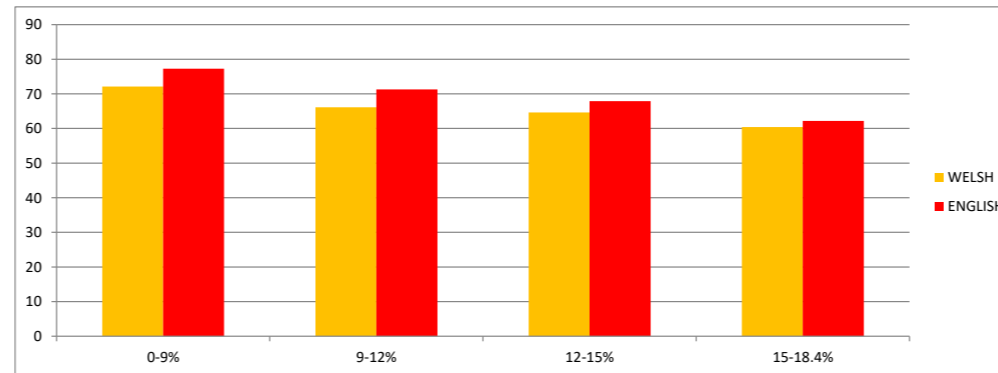
Glan-y-Mor School	English	24.2	50.0
Lewis School Pengam	English	24.2	54.9
TONYREFAIL SCHOOL	English	24.5	55.7
Coedcae School	English	24.6	63.3
BIRCHGROVE	English	24.6	46.6
Pembroke School	English	24.7	53.6
Ebbw Fawr Learning Community	English	24.8	60.8
Coleg Cymunedol Y Dderwen	English	24.9	41.6
Risca Community Comprehensive	English	25.0	59.6
Porth County Community	English	25.2	55.8
Abersychan Comprehensive	English	25.7	42.0
Ysgol Emrys ap Iwan	English	25.7	53.0
St. Illtyd's Catholic High School	English	25.8	44.9
Tonypandy Community College	English	25.8	46.7
BISHOP GORE SCHOOL	English	26.2	59.7
Holywell High School	English	26.4	56.0
Bedwas High School	English	26.4	37.4
Hawthorn High School	English	26.5	48.3
Maesteg Comprehensive School	English	26.5	63.1
St Cenydd School	English	27.5	43.6
Ysgol Y Gwendraeth	English	27.5	52.0
Pontllanfraith Comprehensive	English	27.9	46.4
Tredegar Comprehensive School	English	28.2	50.7
BRYN HAFREN COMPREHENSIVE SCHOOL	English	28.5	53.2
Newport High School	English	28.6	53.8
Cantonian High School	English	28.8	53.2
Mary Immaculate High School	English	29.0	65.4
Llisbury High School	English	29.2	43.6
Cynffig Comprehensive	English	29.6	62.3
Aberdare High School	English	29.9	54.8
Rhyl High School	English	29.9	57.6
PENTREHAFOD SCHOOL	English	30.1	51.8
Aberdare Girls' School	English	30.1	61.2
HEOLDDU COMPREHENSIVE SCHOOL	English	30.3	36.3
Rhymney Comprehensive School,	English	31.4	56.3
Abertillery Comprehensive	English	31.5	37.1
BLAENGWAWR COMPREHENSIVE	English	32.2	45.2
Mountain Ash Comprehensive School	English	34.6	60.4
Duffryn High School	English	34.7	49.5
John Summers High School	English	35.1	48.6
Cwrt Sart Community Comprehensive School	English	35.9	61.5
Blessed Edward Jones High Sch	English	36.1	58.0
Cathays High School	English	36.4	54.6
Fitzalan High School	English	36.9	46.7
PEN-Y-DRE HIGH SCHOOL	English	37.1	40.6
Llanwern High School	English	37.3	65.9
Ferndale Community School	English	37.5	45.3
RUMNEY HIGH SCHOOL	English	37.9	37.6
Llanrumney High School	English	38.7	33.3
GLYN DERW HIGH SCHOOL	English	38.8	43.8
Cymer Afan Comprehensive School	English	39.1	35.7
Llanedeyrn High	English	39.2	36.6
Cefn Hengoed	English	39.9	49.0
Sandfields Comprehensive School	English	40.3	43.9
Willows High School	English	42.9	41.4
Michaelston Community College	English	45.1	39.8
Dylan Thomas Community School	English	47.0	36.2



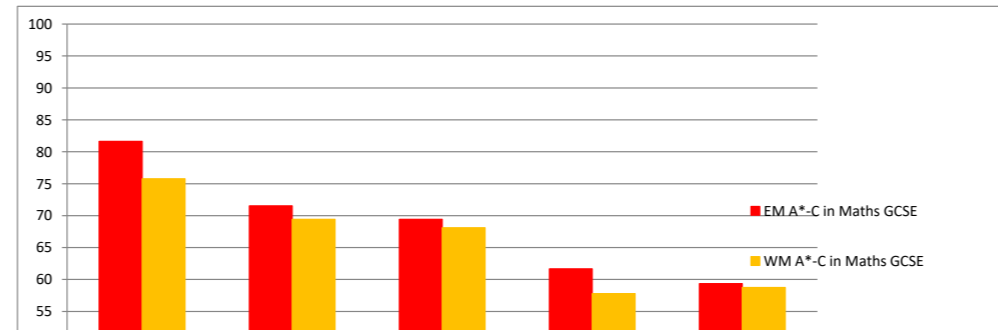
School Name	Medium	FSM %	% A*-C MATHS EM	% A*-C MATHS WM
Ysgol Gyfun Gymraeg Bro Myrddin	Welsh	3.2		76.7
YSGOL GYFUN PENWEDDIG	Welsh	3.4		78.2
St Brigid's School	English	3.7	78.2	
BISHOPSTON COMPREHENSIVE	English	3.9	88.2	
COWBRIDGE COMPREHENSIVE SCHOOL	English	4.1	81.1	
Crickhowell High School	English	4.5	83.9	
Castell Alun High School	English	5.0	73.4	
Caerleon Comprehensive School	English	5.1	81.6	
Stanwell School	English	5.4	80.0	
Gwernyfed High School	English	5.4	76.7	
YSGOL Y PRESELI	Welsh	5.5		73.4
Llanfyllin High School	Welsh	5.6		71.9
CARDIFF HIGH SCHOOL	English	5.7	80.1	
Ysgol Uwchradd Caereinion High School	Welsh	5.9		71.7
YSGOL BRO DDYFI	Welsh	6.1		55.9
Bishop of Llandaff Church in Wales High Sch	English	6.3	69.7	
Ysgol Gyfun Gymraeg Plasmawr	Welsh	6.4		73.5
BUILT WELLS HIGH SCHOOL	Welsh	6.5		60.0
Radyr Comprehensive School	English	6.5	78.3	
Ysgol Brynhyfryd	Welsh	6.6		71.6
Ysgol Y Berwyn	Welsh	6.6		60.9
THE MAELOR SCHOOL	English	6.7	84.7	
St Joseph's Catholic and Anglican High	English	7.0	71.9	
Bassaleg School	English	7.0	72.7	
YSGOL GYFUN BRO MORGANNWG	Welsh	7.0		74.6
Hawarden High School	English	7.2	83.5	
YSGOL Y CREUDDYN	Welsh	7.2		74.0
Ysgol Uwchradd Glan Clwyd	Welsh	7.8		77.4
Monmouth Comprehensive School	English	7.8	68.4	
Argoed School	English	7.9	69.2	
Ysgol Gyfun Gymraeg Glantaf	Welsh	8.1		70.5
Ysgol Gyfun Maes-Yr-Yrfa	Welsh	8.3		66.9
BRECON HIGH SCHOOL	English	8.4	66.2	
YSGOL DYFFRYN CONWY	Welsh	8.5		73.7
Ysgol Gyfun Gwyr	Welsh	8.6		83.3
Ysgol Botwnnog	Welsh	8.7		76.1
YSGOL EIFIONYDD	Welsh	8.7		63.3
Alun School	English	9.0	78.9	
Dyffryn Taf	English	9.0	64.3	
Ysgol Gyfun Y Strade	Welsh	9.0		65.0
CORPUS CHRISTI CATHOLIC HIGH SCHOOL	English	9.2	68.9	
LLANIDLOES HIGH SCHOOL	English	9.4	81.9	
Ysgol Brynrefail	Welsh	9.4		70.9
St. Albans R.C. High School	English	9.5	77.6	
OLCHFA SCHOOL	English	9.5	77.9	
Ysgol Llanhari	Welsh	9.7		61.8
YSGOL UWCHRADD TYWYN	Welsh	9.7		73.2
Ysgol Dyffryn Teifi	Welsh	9.7		63.1
PORTHCAWL COMPREHENSIVE SCHOOL	English	10.0	77.6	
Ysgol Dewi Sant	English	10.0	57.1	
St. Richard Gwyn Catholic High School	English	10.3	73.4	
John Beddoes School	English	10.4	46.4	
WELSHPOOL HIGH SCHOOL	English	10.4	69.8	
Ysgol Ardudwy	Welsh	10.5		69.6
Darland High School	English	10.5	63.3	
LLANDRINDOD HIGH SCHOOL	English	10.7	66.0	
GYFUN ABERAERON COMPREHENSIVE	Welsh	10.8		73.0
Ysgol Glan y Mor	Welsh	11.2		55.4
Ysgol David Hughes	Welsh	11.2		69.0
Ysgol Greenhill School	English	11.3	70.2	
Ysgol Gyfun Ystalyfera	Welsh	11.3		75.6
Ysgol Tre-Gib	Welsh	11.5		66.2
Ysgol Y Gader	Welsh	11.5		68.7
YSGOL UWCHRADD TREGARON	Welsh	11.5		50.0
YSGOL MORGAN LLWYD	Welsh	11.5		71.7
Whitchurch High School	English	11.5	67.6	
Maes Garmon	Welsh	11.6		67.0
Ysgol Gyfun Garth Olwg	Welsh	11.6		48.5
Ysgol Gyfun Pantycelyn	Welsh	12.0		58.1
Penglais School	English	12.1	73.6	
Caldicot School	English	12.1	71.7	
Sir Thomas Picton School	English	12.1	71.4	
Ysgol Gyfun Gymraeg Bryn Tawe	Welsh	12.2		71.3
Chepstow Comprehensive School	English	12.4	71.4	
Llanishen	English	12.7	65.9	
Croesyceiliog School	English	12.8	73.5	
Dwr Y Felin Comprehensive School	English	12.9	76.3	
Eirias High School	English	13.1	74.2	
St. John Baptist High School	English	13.2	77.6	
Queen Elizabeth High School	English	13.3	60.4	



GCSE A\*-C MATHS 2013

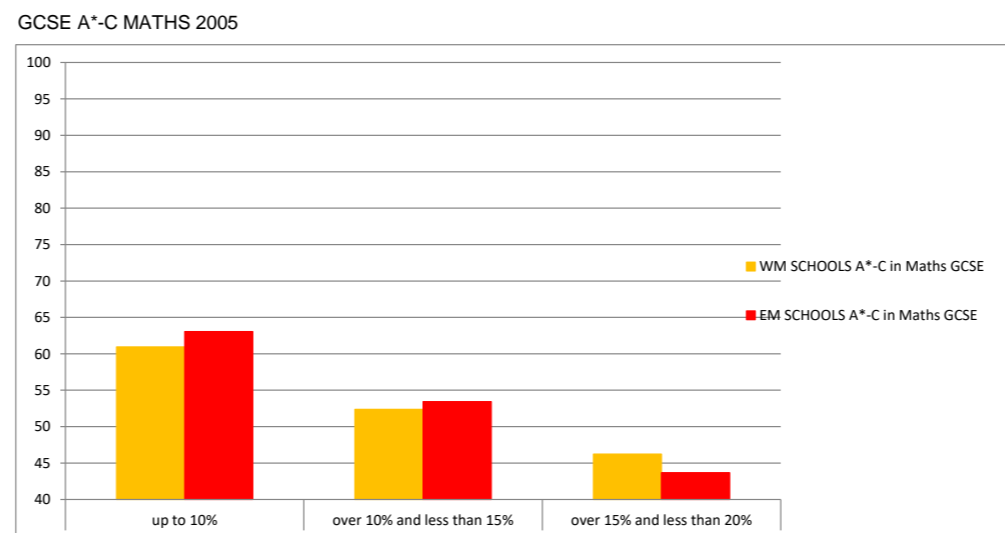
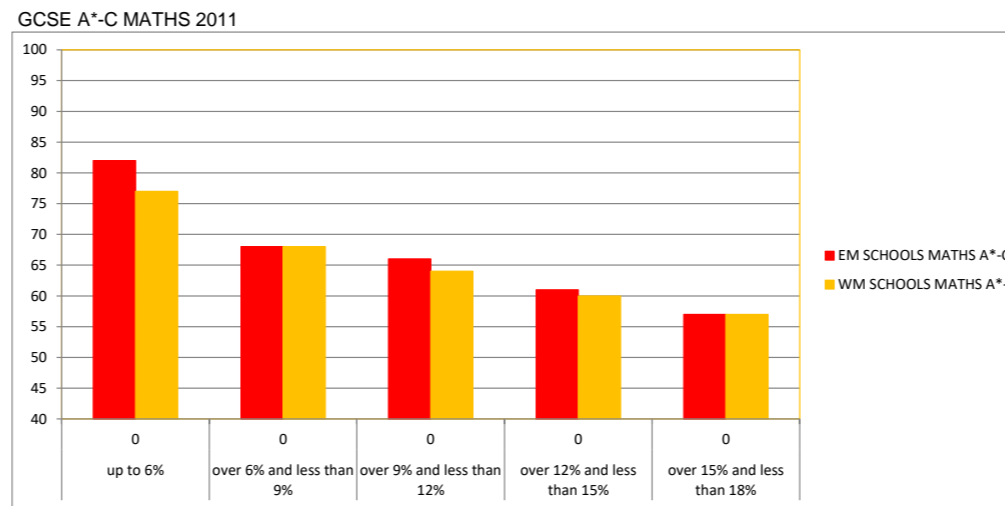
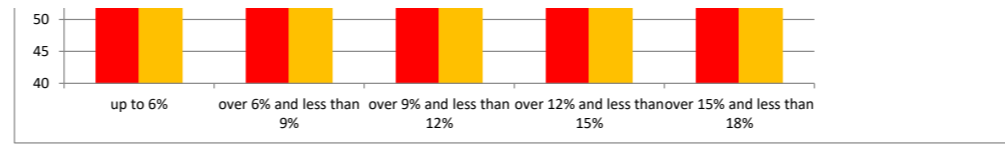


GCSE A\*-C MATHS 2012



	FSM%			
MEDIUM	0-9%	9-12%	12-15%	15-18.4%
WELSH	72.1	66.1	64.6	60.4
ENGLISH	77.3	71.3	67.9	62.2

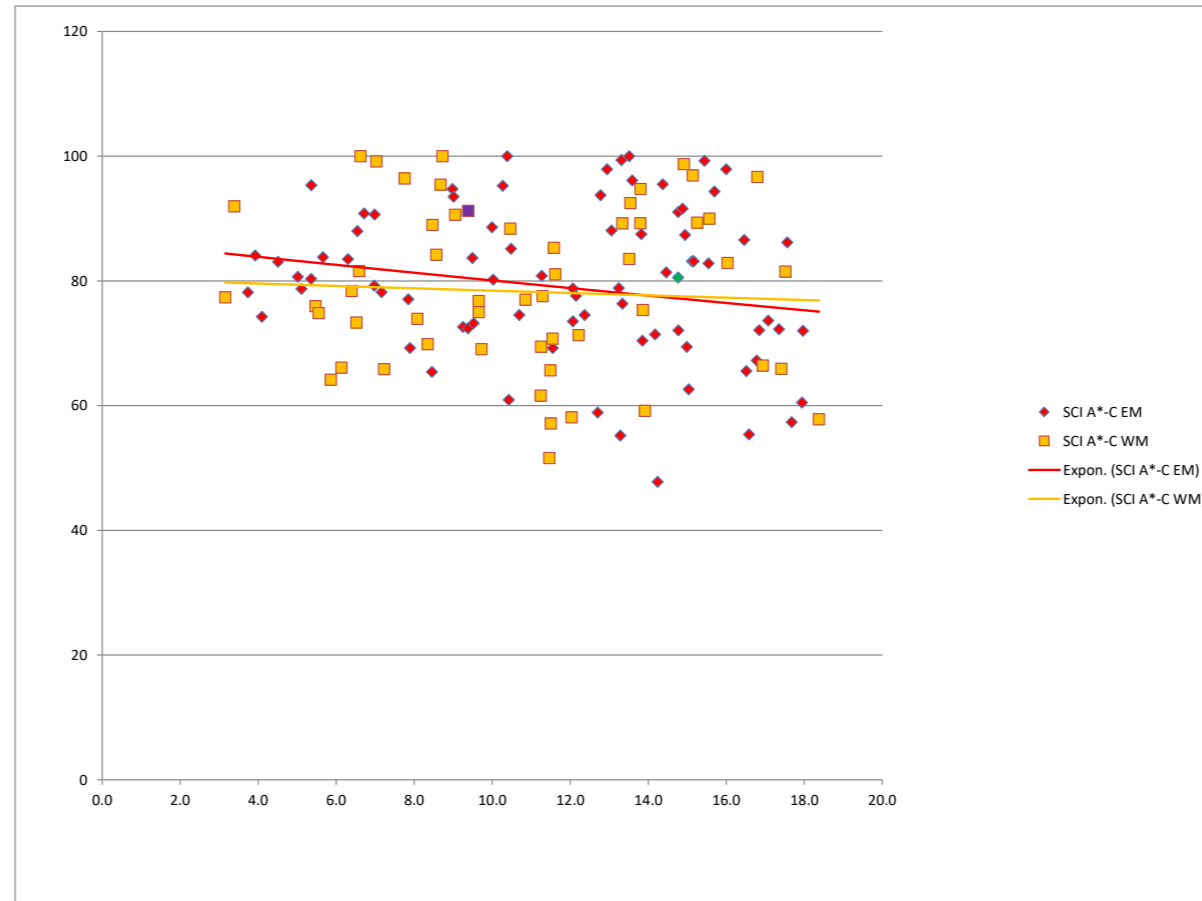
LLANTWIT MAJOR SCHOOL	English	13.3	62.9
YSGOL GYFUN GWYNLLYW	Welsh	13.3	70.3
Brynteg School	English	13.3	70.9
PENCOED COMPREHENSIVE	English	13.5	71.5
Ysgol Dyffryn Nantlle	Welsh	13.5	63.5
Ysgol Gyfun Cwm Rhymni	Welsh	13.5	68.1
Y Pant Comprehensive	English	13.6	72.9
Ysgol Tryfan	Welsh	13.8	61.3
Ysgol Dinas Bran	Welsh	13.8	59.9
Gowerton Comprehensive School	English	13.8	76.3
Elfed High School	English	13.9	84.7
Ysgol Gyfun Llangefni	Welsh	13.9	54.8
Ysgol Bro Pedr	Welsh	13.9	64.2
St Richard Gwyn Catholic High School	English	14.2	60.5
King Henry VIII Comprehensive	English	14.2	58.6
St. Joseph's R.C. High School	English	14.4	57.8
Pontarddulais Comprehensive School	English	14.5	61.5
Bryncelynog Comprehensive School	English	14.8	52.6
Ysgol Friars	English	14.8	58.8
St. David's High School	English	14.8	67.6
St Cyres Comprehensive School	English	14.9	58.0
Ysgol Y Moelwyn	Welsh	14.9	70.0
Ysgol Gyfun Emlyn	English	14.9	71.2
Bryntirion Comprehensive.	English	15.0	65.5
Ysgol Maesydderwen	English	15.0	71.4
Connah's Quay High School,	English	15.1	66.3
Ysgol Gyfun Rhydywaun	Welsh	15.1	59.5
St Teilo's C-in-W High School	English	15.2	62.1
Ysgol Syr Thomas Jones	Welsh	15.3	70.2
Newtown High School	English	15.4	54.5
Cwmcarn High School	English	15.5	58.3
Ysgol Gyfun Gymraeg Llangynwyd	Welsh	15.6	70.0
Ysgol John Bright	English	15.7	72.6
Cardinal Newman R.C.	English	16.0	69.2
Ysgol Syr Hugh Owen	Welsh	16.0	50.7
Cefn Saeson Comprehensive School	English	16.5	68.7
Ysgol Aberconwy	English	16.5	67.2
Archbishop McGrath Catholic School	English	16.6	52.1
Tasker-Milward V.C. School	English	16.8	48.3
Ysgol Dyffryn Ogwen Bethesda	Welsh	16.8	53.3
Prestatyn High School	English	16.8	56.2
Ysgol Dyffryn Aman	Welsh	16.9	59.6
Ysgol Bro Gwaun	English	17.1	60.9
Penyrheol Comprehensive School	English	17.4	68.6
Ysgol Gyfun Cymer Rhondda	Welsh	17.4	51.9
Ysgol Uwchradd Bodedern	Welsh	17.5	66.4
West Monmouth School	English	17.6	52.9
Denbigh High School	English	17.7	56.6
Cyfarthfa High School	English	17.9	54.6
Cwmtawe Community School	English	18.0	74.0
Ysgol Uwchradd Aberteifi	Welsh	18.4	65.1
St John Lloyd Catholic Comp School	English	18.6	61.5
Newbridge School	English	18.7	60.2
Flint High School	English	19.0	65.3
Bryngwyn School	English	19.6	63.3
Llantarnam School	English	19.6	35.7
St Julian's School	English	19.7	46.8
The Pontypridd High School	English	20.0	55.4
Oakdale Comprehensive	English	20.0	62.8
St Joseph's RC School and 6th Form Centre	English	20.1	69.9
Blackwood Comprehensive School	English	20.5	52.8
Afon Taf High School	English	20.5	49.0
Dyffryn School	English	20.7	58.0
Ysgol Bryn Alyn	English	20.7	45.0
Lewis Girls' Comprehensive School	English	20.8	57.2
Bishop Vaughan School	English	20.9	65.7
Brynmawr Foundation School	English	21.3	64.7
Llangatwg Community School	English	21.8	58.9
MORRISTON COMPREHENSIVE	English	21.9	52.8
FAIRWATER HIGH SCHOOL	English	22.1	58.5
BARRY COMPREHENSIVE SCHOOL	English	22.2	43.1
Bishop Hedley High School	English	22.3	43.8
St Martin's School	English	22.4	62.8
Ysgol Bryn Elian	English	22.4	61.3
Milford Haven School	English	22.4	49.5
Ysgol y Grango	English	22.5	47.0
Glan Afan Comprehensive School	English	22.6	62.4
Ysgol Clywedog	English	22.7	56.3
Ysgol Uwchradd Caergybi	English	22.8	53.9
Ysgol Rhiwabon	English	23.0	43.4
Rhosnesni High School	English	23.5	61.5
Treorchy Comprehensive School	English	23.8	68.1



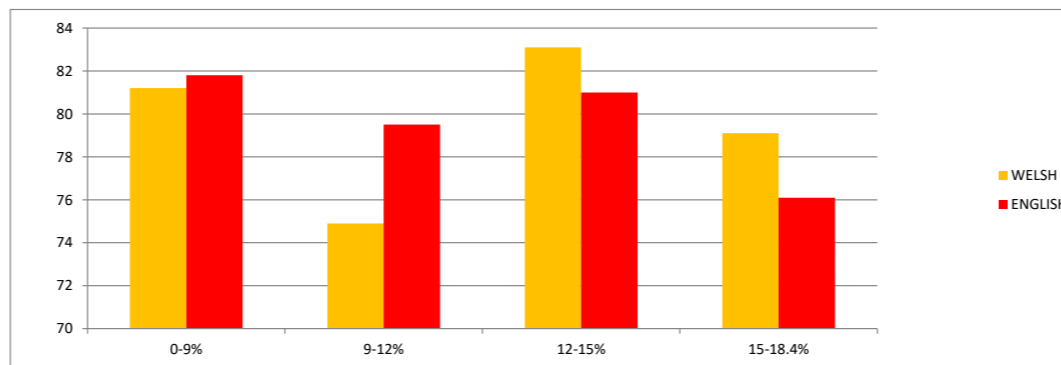


Glan-y-Mor School	English	24.2	47.1
Lewis School Pengam	English	24.2	54.4
TONYREFAIL SCHOOL	English	24.5	42.7
Coedcae School	English	24.6	52.2
BIRCHGROVE	English	24.6	52.7
Pembroke School	English	24.7	56.1
Ebbw Fawr Learning Community	English	24.8	47.7
Coleg Cymunedol Y Dderwen	English	24.9	35.4
Risca Community Comprehensive	English	25.0	48.2
Porth County Community	English	25.2	47.2
Abersychan Comprehensive	English	25.7	46.8
Ysgol Emrys ap Iwan	English	25.7	58.5
St. Illtyd's Catholic High School	English	25.8	49.7
Tonypandy Community College	English	25.8	29.2
BISHOP GORE SCHOOL	English	26.2	56.9
Holywell High School	English	26.4	50.9
Bedwas High School	English	26.4	41.5
Hawthorn High School	English	26.5	41.6
Maesteg Comprehensive School	English	26.5	53.1
St Cenydd School	English	27.5	53.8
Ysgol Y Gwendraeth	English	27.5	42.0
Pontllanfraith Comprehensive	English	27.9	54.4
Tredeggar Comprehensive School	English	28.2	46.4
BRYN HAFREN COMPREHENSIVE SCHOOL	English	28.5	43.7
Newport High School	English	28.6	43.8
Cantonian High School	English	28.8	36.0
Mary Immaculate High School	English	29.0	44.9
Lliswerry High School	English	29.2	37.3
Cynffig Comprehensive	English	29.6	47.5
Aberdare High School	English	29.9	49.0
Rhyl High School	English	29.9	64.4
PENTREHAFOD SCHOOL	English	30.1	49.4
Aberdare Girls' School	English	30.1	39.8
HEOLDDU COMPREHENSIVE SCHOOL	English	30.3	45.2
Rhymney Comprehensive School,	English	31.4	54.4
Abertillery Comprehensive	English	31.5	37.6
BLAENGWAWR COMPREHENSIVE	English	32.2	43.5
Mountain Ash Comprehensive School	English	34.6	47.8
Duffryn High School	English	34.7	46.8
John Summers High School	English	35.1	47.1
Cwrt Sart Community Comprehensive School	English	35.9	49.0
Blessed Edward Jones High Sch	English	36.1	54.3
Cathays High School	English	36.4	40.1
Fitzalan High School	English	36.9	48.6
PEN-Y-DRE HIGH SCHOOL	English	37.1	44.4
Llanwern High School	English	37.3	46.7
Ferndale Community School	English	37.5	46.9
RUMNEY HIGH SCHOOL	English	37.9	38.3
Llanrumney High School	English	38.7	32.5
GLYN DERW HIGH SCHOOL	English	38.8	28.9
Cymer Afan Comprehensive School	English	39.1	47.1
Llanedeyrn High	English	39.2	33.7
Cefn Hengoed	English	39.9	52.4
Sandfields Comprehensive School	English	40.3	37.4
Willows High School	English	42.9	49.3
Michaelston Community College	English	45.1	28.8
Dylan Thomas Community School	English	47.0	47.2

School Name	Medium	FSM %	SCI A*-C EM	SCI A*-C WM
Ysgol Gyfun Gymraeg Bro Myrddin	Welsh	3.2		77.4
YSGOL GYFUN PENWEDDIG	Welsh	3.4		92.0
St Brigid's School	English	3.7	78.2	
BISHOPSTON COMPREHENSIVE	English	3.9	84.1	
COWBRIDGE COMPREHENSIVE SCHOOL	English	4.1	74.2	
Crickhowell High School	English	4.5	83.1	
Castell Alun High School	English	5.0	80.7	
Caerleon Comprehensive School	English	5.1	78.7	
Stanwell School	English	5.4	80.3	
Gwernyfed High School	English	5.4	95.3	
YSGOL Y PRESELI	Welsh	5.5		75.9
Llanfyllin High School	Welsh	5.6		74.9
CARDIFF HIGH SCHOOL	English	5.7	83.8	
Ysgol Uwchradd Caereinion High School	Welsh	5.9		64.2
YSGOL BRO DDYFI	Welsh	6.1		66.1
Bishop of Llandaff Church in Wales High School	English	6.3	83.5	
Ysgol Gyfun Gymraeg Plasmawr	Welsh	6.4		78.4
BUILT WELLS HIGH SCHOOL	Welsh	6.5		73.3
Radyr Comprehensive School	English	6.5	88.0	
Ysgol Brynhyfryd	Welsh	6.6		81.6
Ysgol Y Berwyn	Welsh	6.6		100.0
THE MAELOR SCHOOL	English	6.7	90.8	
St Joseph's Catholic and Anglican High	English	7.0	79.3	
Bassaleg School	English	7.0	90.6	
YSGOL GYFUN BRO MORGANNWG	Welsh	7.0		99.2
Hawarden High School	English	7.2	78.2	
YSGOL Y CREUDDYN	Welsh	7.2		65.9
Ysgol Uwchradd Glan Clwyd	Welsh	7.8		96.4
Monmouth Comprehensive School	English	7.8	77.1	
Argoed School	English	7.9	69.2	
Ysgol Gyfun Gymraeg Glantaf	Welsh	8.1		73.9
Ysgol Gyfun Maes-Yr-Yrfa	Welsh	8.3		69.9
BRECON HIGH SCHOOL	English	8.4	65.4	
YSGOL DYFFRYN CONWY	Welsh	8.5		89.0
Ysgol Gyfun Gwyr	Welsh	8.6		84.2
Ysgol Botwnnog	Welsh	8.7		95.5
YSGOL EIFIONYDD	Welsh	8.7		100.0
Alun School	English	9.0	94.7	
Dyffryn Taf	English	9.0	93.5	
Ysgol Gyfun Y Strade	Welsh	9.0		90.6
CORPUS CHRISTI CATHOLIC HIGH SCHOOL	English	9.2	72.6	
LLANDLOES HIGH SCHOOL	English	9.4	72.4	
Ysgol Brynrefail	Welsh	9.4		91.2
St. Albans R.C. High School	English	9.5	83.7	
OLCHFA SCHOOL	English	9.5	73.2	
Ysgol Llanhari	Welsh	9.7		75.0
YSGOL UWCHRADD TYWYN	Welsh	9.7		76.8
Ysgol Dyffryn Teifi	Welsh	9.7		69.0
PORTHCAWL COMPREHENSIVE SCHOOL	English	10.0	88.6	
Ysgol Dewi Sant	English	10.0	80.2	
St. Richard Gwyn Catholic High School	English	10.3	95.3	
John Beddoes School	English	10.4	100.0	
WELSHPOOL HIGH SCHOOL	English	10.4	60.9	
Ysgol Ardudwy	Welsh	10.5		88.4
Darland High School	English	10.5	85.2	
LLANDRINDOD HIGH SCHOOL	English	10.7	74.5	
GYFUN ABERAERON COMPREHENSIVE	Welsh	10.8		77.0
Ysgol Glan y Mor	Welsh	11.2		61.6
Ysgol David Hughes	Welsh	11.2		69.5
Ysgol Greenhill School	English	11.3	80.8	
Ysgol Gyfun Ystalyfera	Welsh	11.3		77.6
Ysgol Tre-Gib	Welsh	11.5		51.6
Ysgol Y Gader	Welsh	11.5		65.7
YSGOL UWCHRADD TREGARON	Welsh	11.5		57.1
YSGOL MORGAN LLWYD	Welsh	11.5		70.8
Whitchurch High School	English	11.5	69.3	
Maes Garmon	Welsh	11.6		85.3
Ysgol Gyfun Garth Olwg	Welsh	11.6		81.1
Ysgol Gyfun Pantycelyn	Welsh	12.0		58.1
Penglais School	English	12.1	78.8	
Caldicot School	English	12.1	73.5	
Sir Thomas Picton School	English	12.1	77.6	
Ysgol Gyfun Gymraeg Bryn Tawe	Welsh	12.2		71.3
Chepstow Comprehensive School	English	12.4	74.5	
Llanishen	English	12.7	58.9	
Croesyceiliog School	English	12.8	93.8	
Dwr Y Felin Comprehensive School	English	12.9	97.9	
Eirias High School	English	13.1	88.1	
St.John Baptist High School	English	13.2	78.8	
Queen Elizabeth High School	English	13.3	55.2	
LLANTWIT MAJOR SCHOOL	English	13.3	99.4	



GCSE A\*-C SCIENCE 2013



GCSE A\*-C SCIENCE 2012

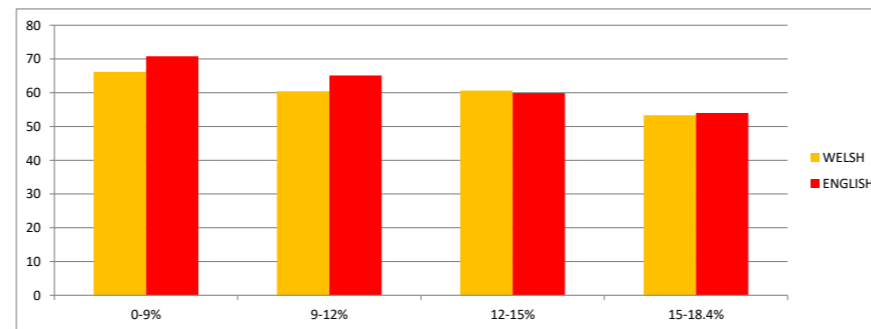
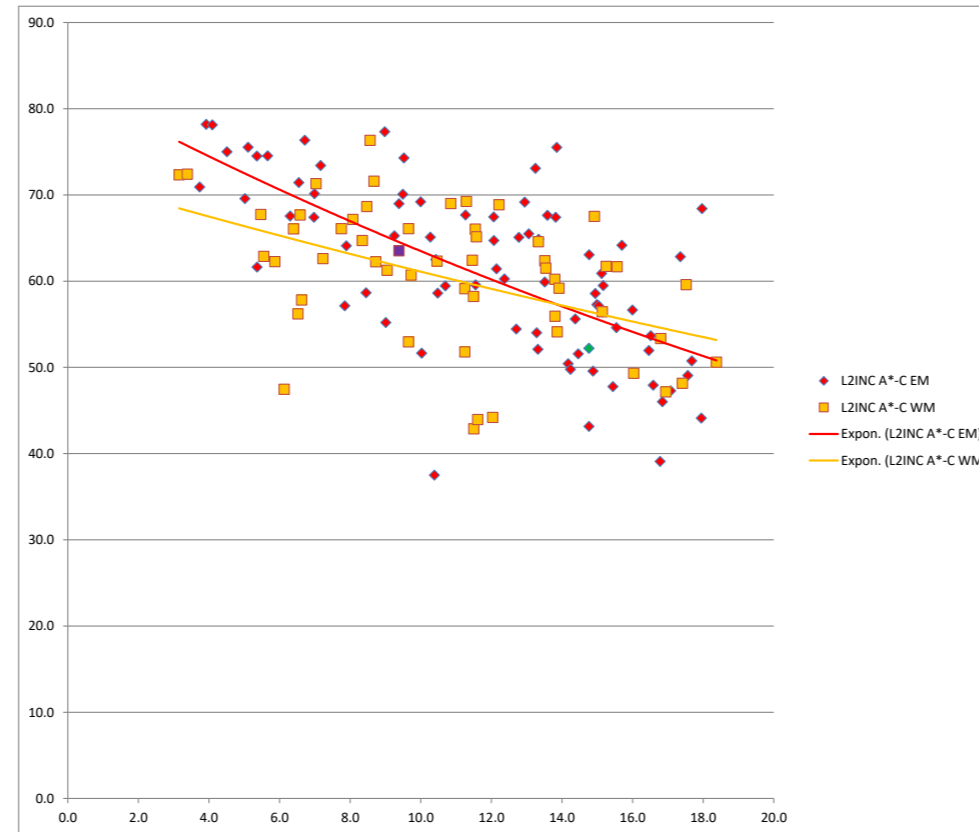
SCIENCE A\*-C AVERAGE BY FSM GROUP

MEDIUM	FSM%	0-9%	9-12%	12-15%	15-18.4%
WELSH		81.2	74.9	83.1	79.1
ENGLISH		81.8	79.5	81	76.1

YSGOL GYFUN GWYNLLYW	Welsh	13.3		89.2
Brynteg School	English	13.3	76.4	
PENCOED COMPREHENSIVE	English	13.5	100.0	
Ysgol Dyffryn Nantlle	Welsh	13.5		83.5
Ysgol Gyfun Cwm Rhymni	Welsh	13.5		92.5
Y Pant Comprehensive	English	13.6	96.1	
Ysgol Tryfan	Welsh	13.8		89.2
Ysgol Dinas Bran	Welsh	13.8		94.7
Gowerton Comprehensive School	English	13.8	87.5	
Elfed High School	English	13.9	70.4	
Ysgol Gyfun Llangefni	Welsh	13.9		75.3
Ysgol Bro Pedr	Welsh	13.9		59.2
St Richard Gwyn Catholic High School	English	14.2	71.4	
King Henry VIII Comprehensive	English	14.2	47.8	
St. Joseph's R.C. High School	English	14.4	95.5	
Pontarddulais Comprehensive School	English	14.5	81.4	
Bryncelynnog Comprehensive School	English	14.8	91.1	
Ysgol Friars	English	14.8	80.5	
St. David's High School	English	14.8	72.1	
St Cyres Comprehensive School	English	14.9	91.6	
Ysgol Y Moelwyn	Welsh	14.9		98.8
Ysgol Gyfun Emlyn	English	14.9	87.4	
Bryntirion Comprehensive.	English	15.0	69.4	
Ysgol Maesydderwen	English	15.0	62.6	
Connah's Quay High School,	English	15.1	83.2	
Ysgol Gyfun Rhydywaun	Welsh	15.1		96.9
St Teilo's C-in-W High School	English	15.2	83.2	
Ysgol Syr Thomas Jones	Welsh	15.3		89.4
Newtown High School	English	15.4	99.3	
Cwmcarn High School	English	15.5	82.8	
Ysgol Gyfun Gymraeg Llangynwyd	Welsh	15.6		90.0
Ysgol John Bright	English	15.7	94.3	
Cardinal Newman R.C.	English	16.0	97.9	
Ysgol Syr Hugh Owen	Welsh	16.0		82.9
Cefn Saeson Comprehensive School	English	16.5	86.6	
Ysgol Aberconwy	English	16.5	65.5	
Archbishop McGrath Catholic School	English	16.6	55.4	
Tasker-Milward V.C. School	English	16.8	67.2	
Ysgol Dyffryn Ogwen Bethesda	Welsh	16.8		96.7
Prestatyn High School	English	16.8	72.1	
Ysgol Dyffryn Aman	Welsh	16.9		66.4
Ysgol Bro Gwaun	English	17.1	73.6	
Penyrheol Comprehensive School	English	17.4	72.3	
Ysgol Gyfun Cymer Rhondda	Welsh	17.4		65.9
Ysgol Uwchradd Bodedern	Welsh	17.5		81.5
West Monmouth School	English	17.6	86.2	
Denbigh High School	English	17.7	57.4	
Cyfarthfa High School	English	17.9	60.5	
Cwmtawe Community School	English	18.0	72.0	
Ysgol Uwchradd Aberteifi	Welsh	18.4		57.8
St John Lloyd Catholic Comp School	English	18.6	54.8	
Newbridge School	English	18.7	87.1	
Flint High School	English	19.0	100.0	
Bryngwyn School	English	19.6	88.6	
Llantarnam School	English	19.6	59.7	
St Julian's School	English	19.7	90.1	
The Pontypridd High School	English	20.0	78.0	
Oakdale Comprehensive	English	20.0	86.8	
St Joseph's RC School and 6th Form Centre	English	20.1	84.1	
Blackwood Comprehensive School	English	20.5	55.3	
Afon Taf High School	English	20.5	92.9	
Dyffryn School	English	20.7	96.0	
Ysgol Bryn Alyn	English	20.7	94.4	
Lewis Girls' Comprehensive School	English	20.8	71.1	
Bishop Vaughan School	English	20.9	80.3	
Brynmawr Foundation School	English	21.3	80.4	
Llangatwg Community School	English	21.8	83.7	
MORRISTON COMPREHENSIVE	English	21.9	73.8	
FAIRWATER HIGH SCHOOL	English	22.1	92.7	
BARRY COMPREHENSIVE SCHOOL	English	22.2	40.0	
Bishop Hedley High School	English	22.3	92.4	
St Martin's School	English	22.4	50.0	
Ysgol Bryn Elian	English	22.4	94.4	
Milford Haven School	English	22.4	65.5	
Ysgol y Grango	English	22.5	51.8	
Glan Afan Comprehensive School	English	22.6	89.2	
Ysgol Clywedog	English	22.7	38.7	
Ysgol Uwchradd Caergybi	English	22.8	95.3	
Ysgol Rhiwabon	English	23.0	31.9	
Rhosnesni High School	English	23.5	73.9	
Treorchy Comprehensive School	English	23.8	93.1	
Glan-y-Mor School	English	24.2	41.9	

Lewis School Pengam	English	24.2	86.3
TONYREFAIL SCHOOL	English	24.5	89.2
Coedcae School	English	24.6	72.9
BIRCHGROVE	English	24.6	73.3
Pembroke School	English	24.7	87.0
Ebbw Fawr Learning Community	English	24.8	62.4
Coleg Cymunedol Y Dderwen	English	24.9	88.7
Risca Community Comprehensive	English	25.0	86.8
Porth County Community	English	25.2	84.3
Abersychan Comprehensive	English	25.7	80.5
Ysgol Emrys ap Iwan	English	25.7	87.6
St. Iltyd's Catholic High School	English	25.8	66.7
Tonypandy Community College	English	25.8	85.4
BISHOP GORE SCHOOL	English	26.2	87.7
Holywell High School	English	26.4	39.7
Bedwas High School	English	26.4	53.1
Hawthorn High School	English	26.5	70.8
Maesteg Comprehensive School	English	26.5	92.7
St Cenydd School	English	27.5	51.3
Ysgol Y Gwendraeth	English	27.5	62.0
Pontllanfraith Comprehensive	English	27.9	27.2
Tredeggar Comprehensive School	English	28.2	72.9
BRYN HAFREN COMPREHENSIVE SCHOOL	English	28.5	77.0
Newport High School	English	28.6	78.8
Cantonian High School	English	28.8	72.1
Mary Immaculate High School	English	29.0	69.2
Liswerry High School	English	29.2	60.3
Cynffig Comprehensive	English	29.6	69.7
Aberdare High School	English	29.9	79.8
Rhyl High School	English	29.9	87.9
PENTREHAFOD SCHOOL	English	30.1	87.3
Aberdare Girls' School	English	30.1	72.4
HEOLDDU COMPREHENSIVE SCHOOL	English	30.3	91.9
Rhymney Comprehensive School,	English	31.4	62.0
Abertillery Comprehensive	English	31.5	41.0
BLAENGWAWR COMPREHENSIVE	English	32.2	83.9
Mountain Ash Comprehensive School	English	34.6	79.1
Duffryn High School	English	34.7	85.0
John Summers High School	English	35.1	90.0
Cwrt Sart Community Comprehensive School	English	35.9	95.8
Blessed Edward Jones High Sch	English	36.1	77.8
Cathays High School	English	36.4	50.0
Fitzalan High School	English	36.9	90.5
PEN-Y-DRE HIGH SCHOOL	English	37.1	52.6
Llanwern High School	English	37.3	88.9
Ferndale Community School	English	37.5	71.1
RUMNEY HIGH SCHOOL	English	37.9	44.4
Llanrumney High School	English	38.7	18.4
GLYN DERW HIGH SCHOOL	English	38.8	48.4
Cymer Afan Comprehensive School	English	39.1	25.7
Llanedeyrn High	English	39.2	27.7
Cefn Hengoed	English	39.9	68.5
Sandfields Comprehensive School	English	40.3	46.7
Willows High School	English	42.9	47.4
Michaelston Community College	English	45.1	55.1
Dylan Thomas Community School	English	47.0	74.0

School Name	Medium	FSM %	L2INC A*-C EM	L2INC A*-C WM
Ysgol Gyfun Gymraeg Bro Myrddin	Welsh	3.2		72.3
YSGOL GYFUN PENWEDDIG	Welsh	3.4		72.4
St Brigid's School	English	3.7	70.9	
BISHOPSTON COMPREHENSIVE	English	3.9	78.2	
COWBRIDGE COMPREHENSIVE SCHOOL	English	4.1	78.1	
Crickhowell High School	English	4.5	75.0	
Castell Alun High School	English	5.0	69.6	
Caerleon Comprehensive School	English	5.1	75.5	
Stanwell School	English	5.4	74.5	
Gwernyfed High School	English	5.4	61.6	
YSGOL Y PRESELI	Welsh	5.5		67.7
Llanfyllin High School	Welsh	5.6		62.9
CARDIFF HIGH SCHOOL	English	5.7	74.5	
Ysgol Uwchradd Caereinion High School	Welsh	5.9		62.3
YSGOL BRO DDYFI	Welsh	6.1		47.5
Bishop of Llandaff Church in Wales High Scho	English	6.3	67.6	
Ysgol Gyfun Gymraeg Plasmawr	Welsh	6.4		66.0
BUILTHERN WELLS HIGH SCHOOL	Welsh	6.5		56.2
Radyr Comprehensive School	English	6.5	71.4	
Ysgol Brynhyfryd	Welsh	6.6		67.7
Ysgol Y Berwyn	Welsh	6.6		57.8
THE MAELOR SCHOOL	English	6.7	76.3	
St Joseph's Catholic and Anglican High	English	7.0	67.4	
Bassaleg School	English	7.0	70.1	
YSGOL GYFUN BRO MORGANNWG	Welsh	7.0		71.3
Hawarden High School	English	7.2	73.4	
YSGOL Y CREUDDYN	Welsh	7.2		62.6
Ysgol Uwchradd Glan Clwyd	Welsh	7.8		66.1
Monmouth Comprehensive School	English	7.8	57.1	
Argoed School	English	7.9	64.1	
Ysgol Gyfun Gymraeg Glantaf	Welsh	8.1		67.1
Ysgol Gyfun Maes-Yr-Yrfa	Welsh	8.3		64.7
BRECON HIGH SCHOOL	English	8.4	58.6	
YSGOL DYFFRYN CONWY	Welsh	8.5		68.6
Ysgol Gyfun Gwyr	Welsh	8.6		76.3
Ysgol Botwnnog	Welsh	8.7		71.6
YSGOL EIFIONYDD	Welsh	8.7		62.2
Alun School	English	9.0	77.3	
Dyffryn Taf	English	9.0	55.2	
Ysgol Gyfun Y Strade	Welsh	9.0		61.3
CORPUS CHRISTI CATHOLIC HIGH SCHOO	English	9.2	65.3	
LLANIDLOES HIGH SCHOOL	English	9.4	69.0	
Ysgol Brynrefail	Welsh	9.4		63.5
St. Albans R.C. High School	English	9.5	70.1	
OLCHFA SCHOOL	English	9.5	74.3	
Ysgol Llanhari	Welsh	9.7		52.9
YSGOL UWCHRADD TYWYN	Welsh	9.7		66.1
Ysgol Dyffryn Teifi	Welsh	9.7		60.7
PORTHCAWL COMPREHENSIVE SCHOOL	English	10.0	69.2	
Ysgol Dewi Sant	English	10.0	51.6	
St. Richard Gwyn Catholic High School	English	10.3	65.1	
John Beddoes School	English	10.4	37.5	
WELSHPOOL HIGH SCHOOL	English	10.4	62.5	
Ysgol Ardudwy	Welsh	10.5		62.3
Darland High School	English	10.5	58.6	
LLANDRINDOD HIGH SCHOOL	English	10.7	59.4	
GYFUN ABERAERON COMPREHENSIVE	Welsh	10.8		69.0
Ysgol Glan y Mor	Welsh	11.2		51.8
Ysgol David Hughes	Welsh	11.2		59.1
Ysgol Greenhill School	English	11.3	67.7	
Ysgol Gyfun Ystalyfera	Welsh	11.3		69.2
Ysgol Tre-Gib	Welsh	11.5		62.4
Ysgol Y Gader	Welsh	11.5		58.2
YSGOL UWCHRADD TREGARON	Welsh	11.5		42.9
YSGOL MORGAN LLWYD	Welsh	11.5		66.0
Whitchurch High School	English	11.5	59.6	
Maes Garmon	Welsh	11.6		65.1
Ysgol Gyfun Garth Olwg	Welsh	11.6		43.9
Ysgol Gyfun Pantycelyn	Welsh	12.0		44.2
Penglais School	English	12.1	67.5	
Caldicot School	English	12.1	64.7	
Sir Thomas Picton School	English	12.1	61.4	
Ysgol Gyfun Gymraeg Bryn Tawe	Welsh	12.2		68.9
Chepstow Comprehensive School	English	12.4	60.2	
Llanishen	English	12.7	54.4	
Croesyceiliog School	English	12.8	65.1	
Dwr Y Felin Comprehensive School	English	12.9	69.2	
Eirias High School	English	13.1	65.5	
St.John Baptist High School	English	13.2	73.1	
Queen Elizabeth High School	English	13.3	54.0	
LLANTWIT MAJOR SCHOOL	English	13.3	52.1	
YSGOL GYFUN GWYNLLYW	Welsh	13.3		64.6
Brynteg School	English	13.3	64.8	
PENCOED COMPREHENSIVE	English	13.5	59.9	
Ysgol Dyffryn Nantlle	Welsh	13.5		62.4
Ysgol Gyfun Cwm Rhywni	Welsh	13.5		61.5
Y Pant Comprehensive	English	13.6	67.6	

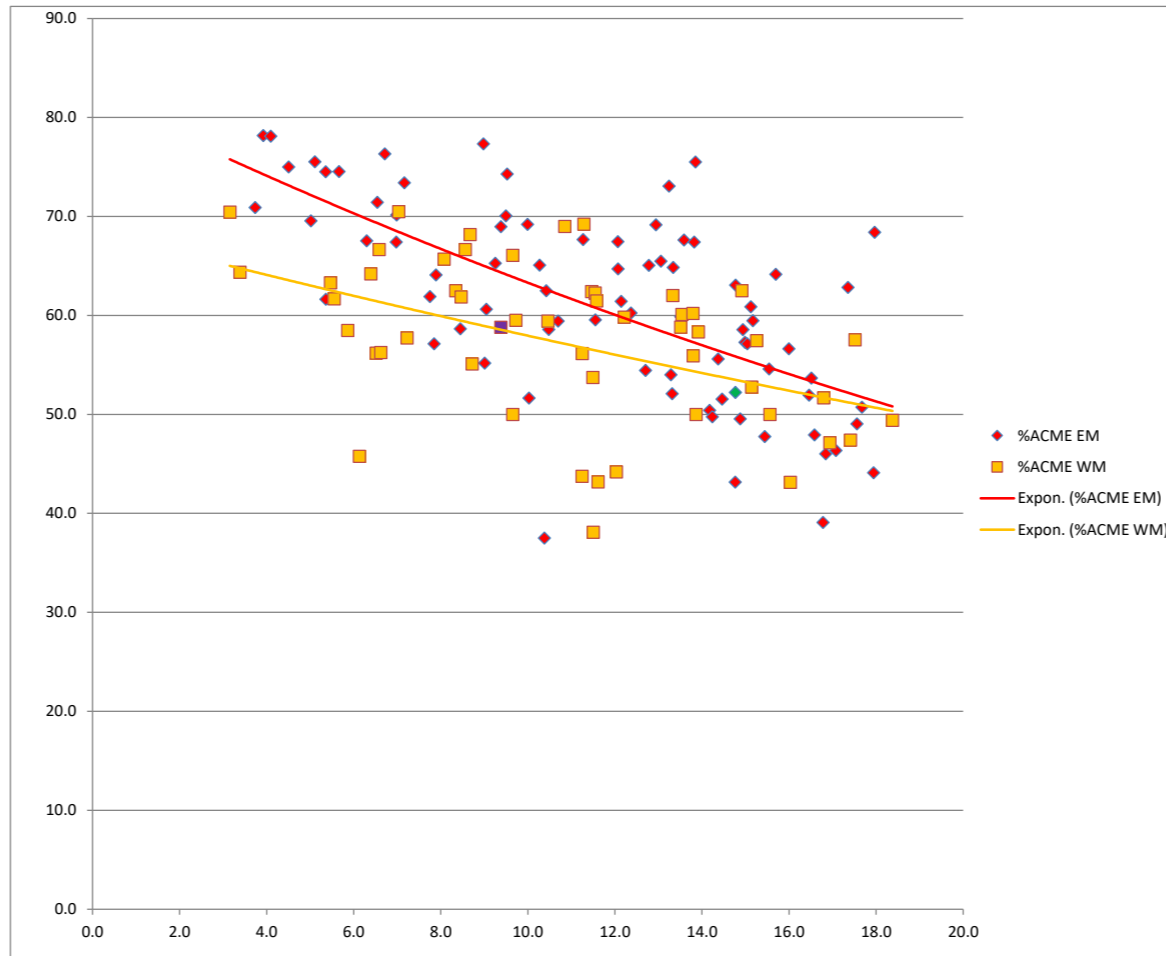


	FSM%			
MEDIUM	0-9%	9-12%	12-15%	15-18.4%
WELSH	66.2	60.4	60.6	53.3
ENGLISH	70.8	65.1	59.9	54

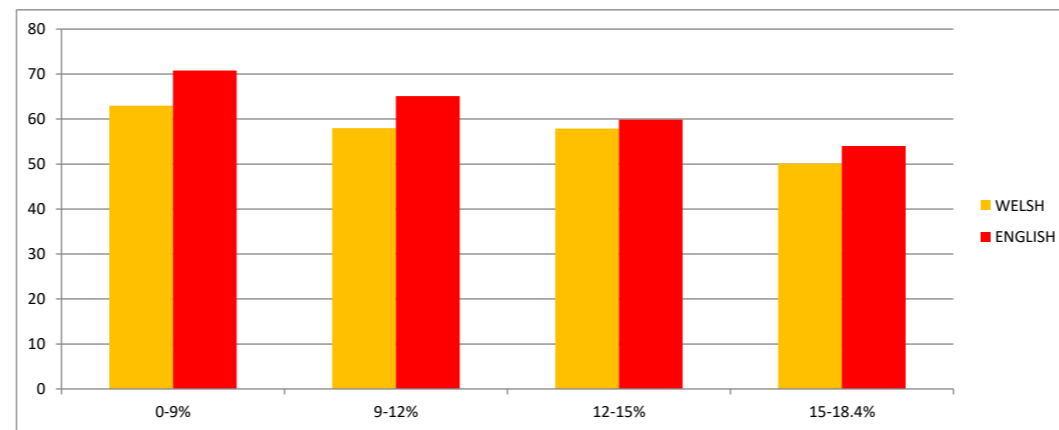
Ysgol Tryfan	Welsh	13.8		60.2	
Ysgol Dinas Bran	Welsh	13.8		55.9	
Gowerton Comprehensive School	English	13.8	67.4		
Elfed High School	English	13.9	75.5		
Ysgol Gyfun Llangefni	Welsh	13.9		54.1	
Ysgol Bro Pedr	Welsh	13.9		59.2	
St Richard Gwyn Catholic High School	English	14.2	50.4		
King Henry VIII Comprehensive	English	14.2	49.8		
St. Joseph's R.C. High School	English	14.4	55.6		
Pontarddulais Comprehensive School	English	14.5	51.6		
Bryncelynog Comprehensive School	English	14.8	43.2		
Ysgol Friars	English	14.8	52.2		
St. David's High School	English	14.8	63.1		
St Cyres Comprehensive School	English	14.9	49.6		
Ysgol Y Moelwyn	Welsh	14.9		67.5	
Ysgol Gyfun Emlyn	English	14.9	58.6		
Bryntirion Comprehensive.	English	15.0	57.3		
Ysgol Maesydderwen	English	15.0	57.1		
Connah's Quay High School,	English	15.1	60.9		
Ysgol Gyfun Rhydywaun	Welsh	15.1		56.4	
St Teilo's C-in-W High School	English	15.2	59.5		
Ysgol Syr Thomas Jones	Welsh	15.3		61.7	
Newtown High School	English	15.4	47.8		
Cwmcarn High School	English	15.5	54.6		
Ysgol Gyfun Gymraeg Llangynwyd	Welsh	15.6		61.7	
Ysgol John Bright	English	15.7	64.2		
Cardinal Newman R.C.	English	16.0	56.6		
Ysgol Syr Hugh Owen	Welsh	16.0		49.3	
Cefn Saeson Comprehensive School	English	16.5	52.0		
Ysgol Aberconwy	English	16.5	53.7		
Archbishop McGrath Catholic School	English	16.6	47.9		
Tasker-Milward V.C. School	English	16.8	39.1		
Ysgol Dyffryn Ogwen Bethesda	Welsh	16.8		53.3	
Prestatyn High School	English	16.8	46.0		
Ysgol Dyffryn Aman	Welsh	16.9		47.1	
Ysgol Bro Gwaun	English	17.1	47.3		
Penyrheol Comprehensive School	English	17.4	62.8		
Ysgol Gyfun Cymer Rhondda	Welsh	17.4		48.1	
Ysgol Uwchradd Bodedern	Welsh	17.5		59.6	
West Monmouth School	English	17.6	49.0		
Denbigh High School	English	17.7	50.7		
Cyfarthfa High School	English	17.9	44.1		
Cwmtawe Community School	English	18.0	68.4		
Ysgol Uwchradd Aberteifi	Welsh	18.4		50.6	
St John Lloyd Catholic Comp School	English	18.6	51.0		
Newbridge School	English	18.7	50.3		
Flint High School	English	19.0	54.5		
Bryngwyn School	English	19.6	56.2		
Llantarnam School	English	19.6	29.0		
St Julian's School	English	19.7	43.7		
The Pontypridd High School	English	20.0	45.7		
Oakdale Comprehensive	English	20.0	51.9		
St Joseph's RC School and 6th Form Centre	English	20.1	59.3		
Blackwood Comprehensive School	English	20.5	45.7		
Afon Taf High School	English	20.5	39.0		
Dyffryn School	English	20.7	52.0		
Ysgol Bryn Alyn	English	20.7	41.3		
Lewis Girls' Comprehensive School	English	20.8	53.2		
Bishop Vaughan School	English	20.9	54.9		
Brynmaur Foundation School	English	21.3	50.3		
Llangatwg Community School	English	21.8	49.6		
MORRISTON COMPREHENSIVE	English	21.9	39.5		
FAIRWATER HIGH SCHOOL	English	22.1	53.0		
BARRY COMPREHENSIVE SCHOOL	English	22.2	30.3		
Bishop Hedley High School	English	22.3	36.2		
St Martin's School	English	22.4	46.1		
Ysgol Bryn Eilian	English	22.4	52.4		
Milford Haven School	English	22.4	37.6		
Ysgol y Grango	English	22.5	43.4		
Glan Afan Comprehensive School	English	22.6	59.1		
Ysgol Clywedog	English	22.7	38.0		
Ysgol Uwchradd Caergybi	English	22.8	39.1		
Ysgol Rhiwabon	English	23.0	33.6		
Rhosnesni High School	English	23.5	40.8		
Treorchy Comprehensive School	English	23.8	57.7		
Glan-y-Mor School	English	24.2	40.4		
Lewis School Pengam	English	24.2	49.5		
TONYREFAIL SCHOOL	English	24.5	35.1		
Coedcae School	English	24.6	46.4		
BIRCHGROVE	English	24.6	41.2		
Pembroke School	English	24.7	46.9		
Ebbw Fawr Learning Community	English	24.8	43.9		
Coleg Cymunedol Y Dderwen	English	24.9	29.2		
Risca Community Comprehensive	English	25.0	43.9		
Porth County Community	English	25.2	42.6		
Abersychan Comprehensive	English	25.7	33.7		
Ysgol Emrys ap Iwan	English	25.7	41.9		
St. Illtyd's Catholic High School	English	25.8	38.8		
Tonypandy Community College	English	25.8	29.2		

BISHOP GORE SCHOOL	English	26.2	48.3
Holywell High School	English	26.4	40.5
Bedwas High School	English	26.4	29.9
Hawthorn High School	English	26.5	34.3
Maesteg Comprehensive School	English	26.5	44.1
St Cenydd School	English	27.5	39.0
Ysgol Y Gwendraeth	English	27.5	30.0
Pontllanfraith Comprehensive	English	27.9	39.2
Tredgar Comprehensive School	English	28.2	38.6
BRYN HAFREN COMPREHENSIVE SCHOOL	English	28.5	39.2
Newport High School	English	28.6	40.6
Cantonian High School	English	28.8	31.5
Mary Immaculate High School	English	29.0	39.3
Liswerry High School	English	29.2	31.4
Cynffig Comprehensive	English	29.6	43.4
Aberdare High School	English	29.9	44.2
Rhyl High School	English	29.9	50.8
PENTREHAFOD SCHOOL	English	30.1	42.9
Aberdare Girls' School	English	30.1	36.7
HEOLDDU COMPREHENSIVE SCHOOL	English	30.3	31.5
Rhymney Comprehensive School,	English	31.4	43.7
Abertillery Comprehensive	English	31.5	26.4
BLAENGWAWR COMPREHENSIVE	English	32.2	38.7
Mountain Ash Comprehensive School	English	34.6	42.9
Duffryn High School	English	34.7	38.6
John Summers High School	English	35.1	37.1
Cwrt Sart Community Comprehensive School	English	35.9	47.9
Blessed Edward Jones High Sch	English	36.1	44.4
Cathays High School	English	36.4	32.2
Fitzalan High School	English	36.9	37.6
PEN-Y-DRE HIGH SCHOOL	English	37.1	33.1
Llanwern High School	English	37.3	45.2
Ferndale Community School	English	37.5	38.3
RUMNEY HIGH SCHOOL	English	37.9	30.8
Llanrumney High School	English	38.7	21.9
GLYN DERW HIGH SCHOOL	English	38.8	27.3
Cymer Afan Comprehensive School	English	39.1	32.9
Llanedeyrn High	English	39.2	24.8
Cefn Hengoed	English	39.9	43.4
Sandfields Comprehensive School	English	40.3	33.6
Willows High School	English	42.9	36.8
Michaelston Community College	English	45.1	25.4
Dylan Thomas Community School	English	47.0	28.3

School Name	Medium	FSM %	%ACME EM	%ACME WM
Ysgol Gyfun Gymraeg Bro Myrddin	Welsh	3.2		70.4
YSGOL GYFUN PENWEDDIG	Welsh	3.4		64.4
St Brigid's School	English	3.7	70.9	
BISHOPSTON COMPREHENSIVE	English	3.9	78.2	
COWBRIDGE COMPREHENSIVE SCH	English	4.1	78.1	
Crickhowell High School	English	4.5	75.0	
Castell Alun High School	English	5.0	69.6	
Caerleon Comprehensive School	English	5.1	75.5	
Stanwell School	English	5.4	74.5	
Gwernyfed High School	English	5.4	61.6	
YSGOL Y PRESELI	Welsh	5.5		63.3
Llanfyllin High School	Welsh	5.6		61.7
CARDIFF HIGH SCHOOL	English	5.7	74.5	
Ysgol Uwchradd Caereinion High School	Welsh	5.9		58.5
YSGOL BRO DDYFI	Welsh	6.1		45.8
Bishop of Llandaff Church in Wales High School	English	6.3	67.6	
Ysgol Gyfun Gymraeg Plasmawr	Welsh	6.4		64.2
BULTH WELLS HIGH SCHOOL	Welsh	6.5		56.2
Radyr Comprehensive School	English	6.5	71.4	
Ysgol Brynhyfryd	Welsh	6.6		66.7
Ysgol Y Berwyn	Welsh	6.6		56.3
THE MAELOR SCHOOL	English	6.7	76.3	
St Joseph's Catholic and Anglican High School	English	7.0	67.4	
Bassaleg School	English	7.0	70.1	
YSGOL GYFUN BRO MORGANNWG	Welsh	7.0		70.5
Hawarden High School	English	7.2	73.4	
YSGOL Y CREUDDYN	Welsh	7.2		57.7
Ysgol Uwchradd Glan Clwyd	Welsh	7.8	61.9	
Monmouth Comprehensive School	English	7.8	57.1	
Argoed School	English	7.9	64.1	
Ysgol Gyfun Gymraeg Glantaf	Welsh	8.1		65.7
Ysgol Gyfun Maes-Yr-Yrfa	Welsh	8.3		62.5
BRECON HIGH SCHOOL	English	8.4	58.6	
YSGOL DYFFRYN CONWY	Welsh	8.5		61.9
Ysgol Gyfun Gwyr	Welsh	8.6		66.7
Ysgol Botwnnog	Welsh	8.7		68.2
YSGOL EIFIONYDD	Welsh	8.7		55.1
Alun School	English	9.0	77.3	
Dyffryn Taf	English	9.0	55.2	
Ysgol Gyfun Y Strade	Welsh	9.0		60.6
CORPUS CHRISTI CATHOLIC HIGH SCHOOL	English	9.2	65.3	
LLANIDLOES HIGH SCHOOL	English	9.4	69.0	
Ysgol Brynrefail	Welsh	9.4		58.8
St. Albans R.C. High School	English	9.5	70.1	
OLCHFA SCHOOL	English	9.5	74.3	
Ysgol Llanhari	Welsh	9.7		50.0
YSGOL UWCHRADD TYWYN	Welsh	9.7		66.1
Ysgol Dyffryn Teifi	Welsh	9.7		59.5
PORTHCAWL COMPREHENSIVE SCHOOL	English	10.0	69.2	
Ysgol Dewi Sant	English	10.0	51.6	
St. Richard Gwyn Catholic High School	English	10.3	65.1	
John Beddoes School	English	10.4	37.5	
WELSHPOOL HIGH SCHOOL	English	10.4	62.5	
Ysgol Ardudwy	Welsh	10.5		59.4
Darland High School	English	10.5	58.6	
LLANDRINDOD HIGH SCHOOL	English	10.7	59.4	
GYFUN ABERAERON COMPREHENSIVE	Welsh	10.8		69.0
Ysgol Glan y Mor	Welsh	11.2		43.8
Ysgol David Hughes	Welsh	11.2		56.2
Ysgol Greenhill School	English	11.3	67.7	
Ysgol Gyfun Ystalyfera	Welsh	11.3		69.2
Ysgol Tre-Gib	Welsh	11.5		62.4
Ysgol Y Gader	Welsh	11.5		53.7
YSGOL UWCHRADD TREGARON	Welsh	11.5		38.1
YSGOL MORGAN LLWYD	Welsh	11.5		62.3
Whitchurch High School	English	11.5	59.6	
Maes Garmon	Welsh	11.6		61.5
Ysgol Gyfun Garth Olwg	Welsh	11.6		43.2
Ysgol Gyfun Pantycelyn	Welsh	12.0		44.2
Penglais School	English	12.1	67.5	
Caldicot School	English	12.1	64.7	
Sir Thomas Picton School	English	12.1	61.4	
Ysgol Gyfun Gymraeg Bryn Tawe	Welsh	12.2		59.8
Chepstow Comprehensive School	English	12.4	60.2	
Llanishen	English	12.7	54.4	



	FSM%			
MEDIUM	0-9%	9-12%	12-15%	15-18.4%
WELSH	63	58	57.9	50.1
ENGLISH	70.8	65.1	59.9	54

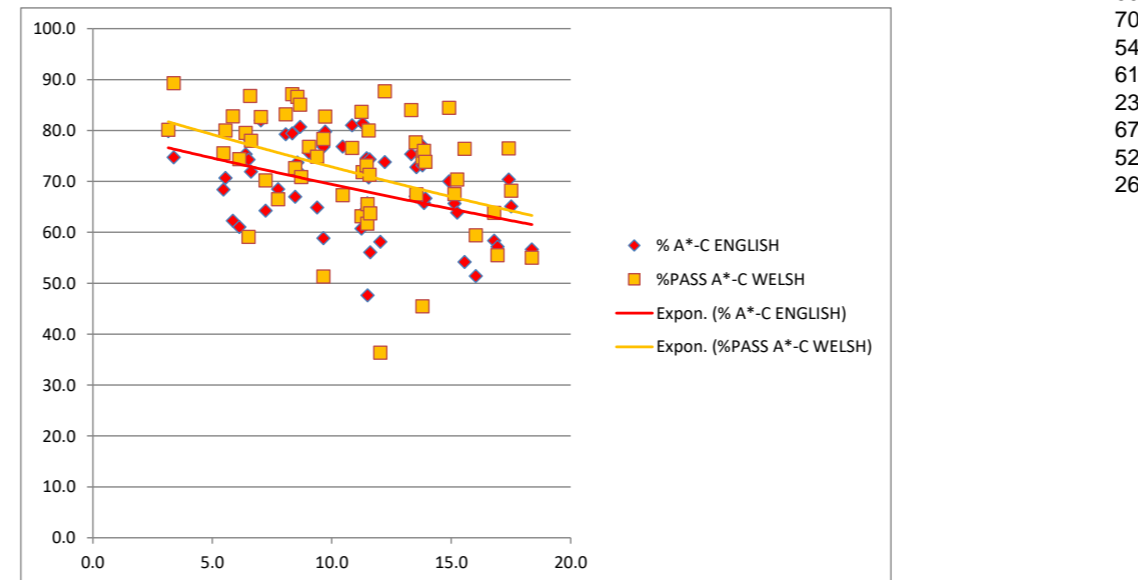
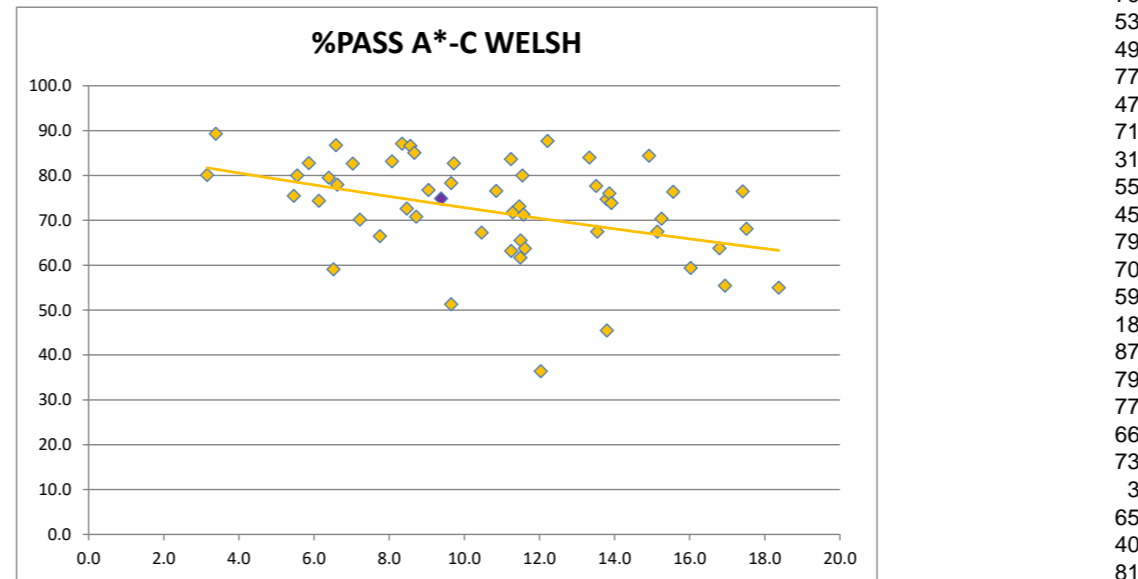
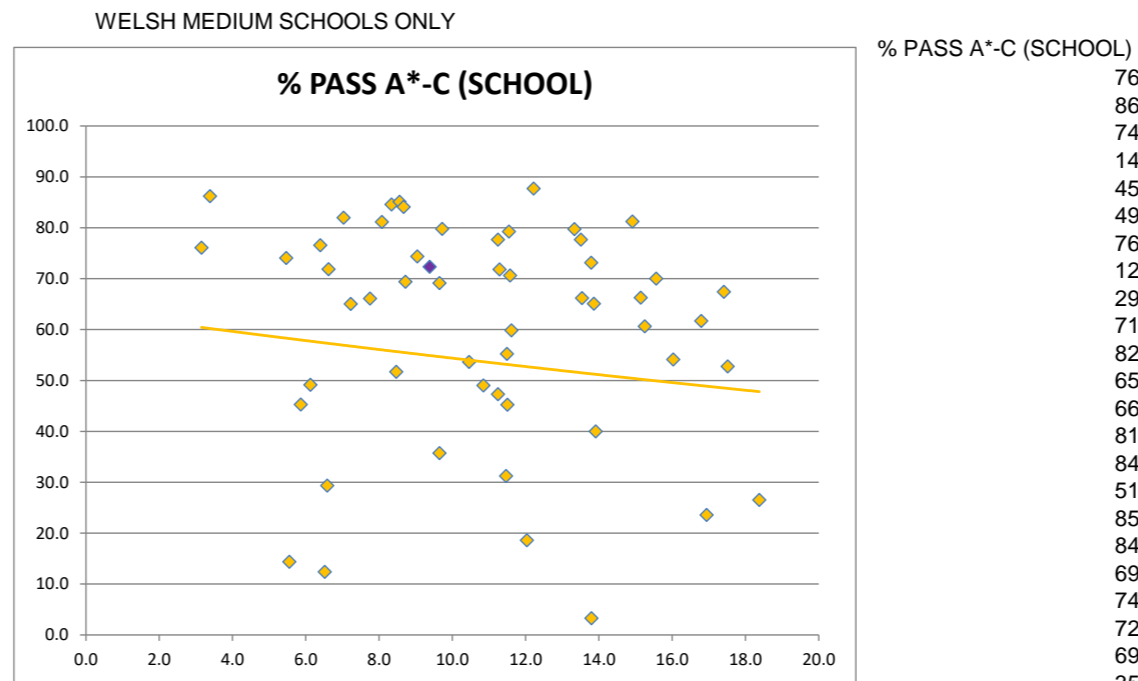




Croesyceiliog School	English	12.8	65.1	
Dwr Y Felin Comprehensive School	English	12.9	69.2	
Eirias High School	English	13.1	65.5	
St.John Baptist High School	English	13.2	73.1	
Queen Elizabeth High School	English	13.3	54.0	
LLANTWIT MAJOR SCHOOL	English	13.3	52.1	
YSGOL GYFUN GWYNLLYW	Welsh	13.3		62.0
Brynteg School	English	13.3	64.8	
PENCOED COMPREHENSIVE	English	13.5	59.9	
Ysgol Dyffryn Nantlle	Welsh	13.5		58.8
Ysgol Gyfun Cwm Rhymni	Welsh	13.5		60.1
Y Pant Comprehensive	English	13.6	67.6	
Ysgol Tryfan	Welsh	13.8		60.2
Ysgol Dinas Bran	Welsh	13.8		55.9
Gowerton Comprehensive School	English	13.8	67.4	
Elfed High School	English	13.9	75.5	
Ysgol Gyfun Llangefni	Welsh	13.9		50.0
Ysgol Bro Pedr	Welsh	13.9		58.3
St Richard Gwyn Catholic High School	English	14.2	50.4	
King Henry VIII Comprehensive	English	14.2	49.8	
St. Joseph's R.C. High School	English	14.4	55.6	
Pontarddulais Comprehensive School	English	14.5	51.6	
Bryncelynnog Comprehensive School	English	14.8	43.2	
Ysgol Friars	English	14.8	52.2	
St. David's High School	English	14.8	63.1	
St Cyres Comprehensive School	English	14.9	49.6	
Ysgol Y Moelwyn	Welsh	14.9		62.5
Ysgol Gyfun Emlyn	English	14.9	58.6	
Bryntirion Comprehensive.	English	15.0	57.3	
Ysgol Maesydderwen	English	15.0	57.1	
Connah's Quay High School,	English	15.1	60.9	
Ysgol Gyfun Rhydywaun	Welsh	15.1		52.8
St Teilo's C-in-W High School	English	15.2	59.5	
Ysgol Syr Thomas Jones	Welsh	15.3		57.4
Newtown High School	English	15.4	47.8	
Cwmcarn High School	English	15.5	54.6	
Ysgol Gyfun Gymraeg Llangynwyd	Welsh	15.6		50.0
Ysgol John Bright	English	15.7	64.2	
Cardinal Newman R.C.	English	16.0	56.6	
Ysgol Syr Hugh Owen	Welsh	16.0		43.2
Cefn Saeson Comprehensive School	English	16.5	52.0	
Ysgol Aberconwy	English	16.5	53.7	
Archbishop McGrath Catholic School	English	16.6	47.9	
Tasker-Milward V.C. School	English	16.8	39.1	
Ysgol Dyffryn Ogwen Bethesda	Welsh	16.8		51.7
Prestatyn High School	English	16.8	46.0	
Ysgol Dyffryn Aman	Welsh	16.9		47.1
Ysgol Bro Gwaun	English	17.1	46.4	
Penyrheol Comprehensive School	English	17.4	62.8	
Ysgol Gyfun Cymer Rhondda	Welsh	17.4		47.4
Ysgol Uwchradd Bodedern	Welsh	17.5		57.5
West Monmouth School	English	17.6	49.0	
Denbigh High School	English	17.7	50.7	
Cyfarthfa High School	English	17.9	44.1	
Cwmtawe Community School	English	18.0	68.4	
Ysgol Uwchradd Aberteifi	Welsh	18.4		49.4
St John Lloyd Catholic Comp School	English	18.6	51.0	
Newbridge School	English	18.7	50.3	
Flint High School	English	19.0	54.5	
Bryngwyn School	English	19.6	56.2	
Llantarnam School	English	19.6	29.0	
St Julian's School	English	19.7	43.7	
The Pontypridd High School	English	20.0	45.7	
Oakdale Comprehensive	English	20.0	51.9	
St Joseph's RC School and 6th Form C	English	20.1	59.3	
Blackwood Comprehensive School	English	20.5	45.7	
Afon Taf High School	English	20.5	39.0	
Dyffryn School	English	20.7	52.0	
Ysgol Bryn Alyn	English	20.7	41.3	
Lewis Girls' Comprehensive School	English	20.8	53.2	
Bishop Vaughan School	English	20.9	54.9	
Brynmawr Foundation School	English	21.3	50.3	
Llangatwg Community School	English	21.8	49.6	
MORRISTON COMPREHENSIVE	English	21.9	39.5	
FAIRWATER HIGH SCHOOL	English	22.1	53.0	
BARRY COMPREHENSIVE SCHOOL	English	22.2	30.3	

Bishop Hedley High School	English	22.3	36.2
St Martin's School	English	22.4	46.1
Ysgol Bryn Elian	English	22.4	52.4
Milford Haven School	English	22.4	37.6
Ysgol y Grango	English	22.5	43.4
Glan Afan Comprehensive School	English	22.6	59.1
Ysgol Clywedog	English	22.7	38.0
Ysgol Uwchradd Caergybi	English	22.8	39.1
Ysgol Rhiwabon	English	23.0	33.6
Rhosnesni High School	English	23.5	40.8
Treorchy Comprehensive School	English	23.8	57.7
Glan-y-Mor School	English	24.2	40.4
Lewis School Pengam	English	24.2	49.5
TONYREFAIL SCHOOL	English	24.5	35.1
Coedcae School	English	24.6	46.4
BIRCHGROVE	English	24.6	41.2
Pembroke School	English	24.7	46.9
Ebbw Fawr Learning Community	English	24.8	43.9
Coleg Cymunedol Y Dderwen	English	24.9	29.2
Risca Community Comprehensive	English	25.0	43.9
Porth County Community	English	25.2	42.6
Abersychan Comprehensive	English	25.7	33.7
Ysgol Emrys ap Iwan	English	25.7	41.9
St. Illtyd's Catholic High School	English	25.8	38.8
Tonypandy Community College	English	25.8	29.2
BISHOP GORE SCHOOL	English	26.2	48.3
Holywell High School	English	26.4	40.5
Bedwas High School	English	26.4	29.9
Hawthorn High School	English	26.5	34.3
Maesteg Comprehensive School	English	26.5	44.1
St Cenydd School	English	27.5	39.0
Ysgol Y Gwendraeth	English	27.5	30.0
Pontllanfraith Comprehensive	English	27.9	39.2
Tredeggar Comprehensive School	English	28.2	38.6
BRYN HAFREN COMPREHENSIVE SC	English	28.5	39.2
Newport High School	English	28.6	40.6
Cantonian High School	English	28.8	31.5
Mary Immaculate High School	English	29.0	39.3
Liswerry High School	English	29.2	31.4
Cynffig Comprehensive	English	29.6	43.4
Aberdare High School	English	29.9	44.2
Rhyl High School	English	29.9	50.8
PENTREHAFOD SCHOOL	English	30.1	42.9
Aberdare Girls' School	English	30.1	36.7
HEOLDDU COMPREHENSIVE SCHO	English	30.3	31.5
Rhymney Comprehensive School,	English	31.4	43.7
Abertillery Comprehensive	English	31.5	26.4
BLAENGWAWR COMPREHENSIVE	English	32.2	38.7
Mountain Ash Comprehensive School	English	34.6	42.9
Duffryn High School	English	34.7	38.6
John Summers High School	English	35.1	37.1
Cwrt Sart Community Comprehensive S	English	35.9	47.9
Blessed Edward Jones High Sch	English	36.1	44.4
Cathays High School	English	36.4	32.2
Fitzalan High School	English	36.9	37.6
PEN-Y-DRE HIGH SCHOOL	English	37.1	33.1
Llanwern High School	English	37.3	45.2
Ferndale Community School	English	37.5	38.3
RUMNEY HIGH SCHOOL	English	37.9	30.8
Llanrumney High School	English	38.7	21.9
GLYN DERW HIGH SCHOOL	English	38.8	27.3
Cymer Afan Comprehensive School	English	39.1	32.9
Llanedeyrn High	English	39.2	24.8
Cefn Hengoed	English	39.9	43.4
Sandfields Comprehensive School	English	40.3	33.6
Willows High School	English	42.9	36.8
Michaelston Community College	English	45.1	25.4
Dylan Thomas Community School	English	47.0	28.3

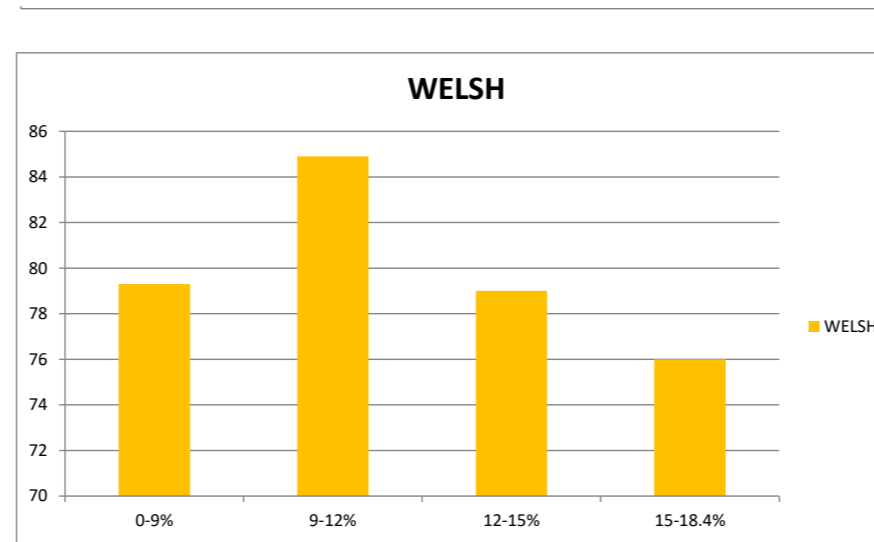
School Name	FSM %	% A*-C ENGLISH	%PASS A*-C WELSH
Ysgol Gyfun Gymraeg Bro Myrddin	3.2	79.9	80.1
YSGOL GYFUN PENWEDDIG	3.4	74.7	89.3
YSGOL Y PRESELI	5.5	68.4	75.5
Llanfyllin High School	5.6	70.7	80.0
Ysgol Uwchradd Caereinion High School	5.9	62.3	82.8
YSGOL BRO DDYFI	6.1	61.0	74.4
Ysgol Gyfun Gymraeg Plasmawr	6.4	75.3	79.5
BUILTH WELLS HIGH SCHOOL	6.5	74.3	59.1
Ysgol Brynhyfryd	6.6	78.1	86.8
Ysgol Y Berwyn	6.6	71.9	78.0
YSGOL GYFUN BRO MORGANNWG	7.0	82.0	82.6
YSGOL Y CREUDDYN	7.2	64.2	70.2
Ysgol Uwchradd Glan Clwyd	7.8	68.5	66.5
Ysgol Gyfun Gymraeg Glantaf	8.1	79.2	83.2
Ysgol Gyfun Maes-Yr-Yrfa	8.3	79.4	87.1
YSGOL DYFFRYN CONWY	8.5	66.9	72.6
Ysgol Gyfun Gwyr	8.6	73.7	86.6
Ysgol Botwnnog	8.7	80.7	85.1
YSGOL EIFIONYDD	8.7	71.4	70.8
Ysgol Gyfun Y Strade	9.0	75.6	76.8
Ysgol Brynrefail	9.4	64.9	74.8
Ysgol Llanhari	9.7	58.8	78.3
YSGOL UWCHRADD TYWYN	9.7	76.8	51.3
Ysgol Dyffryn Teifi	9.7	79.8	82.7
Ysgol Ardudwy	10.5	76.8	67.3
GYFUN ABERAERON COMPREHENSIVE	10.8	81.0	76.6
Ysgol Glan y Mor	11.2	60.7	83.7
Ysgol David Hughes	11.2	63.5	63.2
Ysgol Gyfun Ystalyfera	11.3	81.4	71.8
Ysgol Tre-Gib	11.5	74.5	73.1
Ysgol Y Gader	11.5	65.7	61.7
YSGOL UWCHRADD TREGARON	11.5	47.6	65.5
YSGOL MORGAN LLWYD	11.5	70.8	80.0
Maes Garmon	11.6	74.3	71.3
Ysgol Gyfun Garth Olwg	11.6	56.1	63.7
Ysgol Gyfun Pantycelyn	12.0	58.1	36.4
Ysgol Gyfun Gymraeg Bryn Tawe	12.2	73.8	87.7
YSGOL GYFUN GWYNLLYW	13.3	75.3	84.0
Ysgol Dyffryn Nantlle	13.5	67.1	77.6
Ysgol Gyfun Cwm Rhymni	13.5	72.8	67.5
Ysgol Tryfan	13.8	73.1	74.7
Ysgol Dinas Bran	13.8	77.0	45.5
Ysgol Gyfun Llangefni	13.9	65.8	76.0
Ysgol Bro Pedr	13.9	66.7	73.8
Ysgol Y Moelwyn	14.9	70.0	84.4
Ysgol Gyfun Rhydywaun	15.1	65.6	67.5
Ysgol Syr Thomas Jones	15.3	63.8	70.4
Ysgol Gyfun Gymraeg Llangynwyd	15.6	54.2	76.4
Ysgol Syr Hugh Owen	16.0	51.4	59.4
Ysgol Dyffryn Ogwen Bethesda	16.8	58.3	63.8
Ysgol Dyffryn Aman	16.9	57.1	55.5
Ysgol Gyfun Cymer Rhondda	17.4	70.4	76.5
Ysgol Uwchradd Bodedern	17.5	65.1	68.1
Ysgol Uwchradd Aberteifi	18.4	56.6	55.0



% PASS A\*-C (SCHOOL)

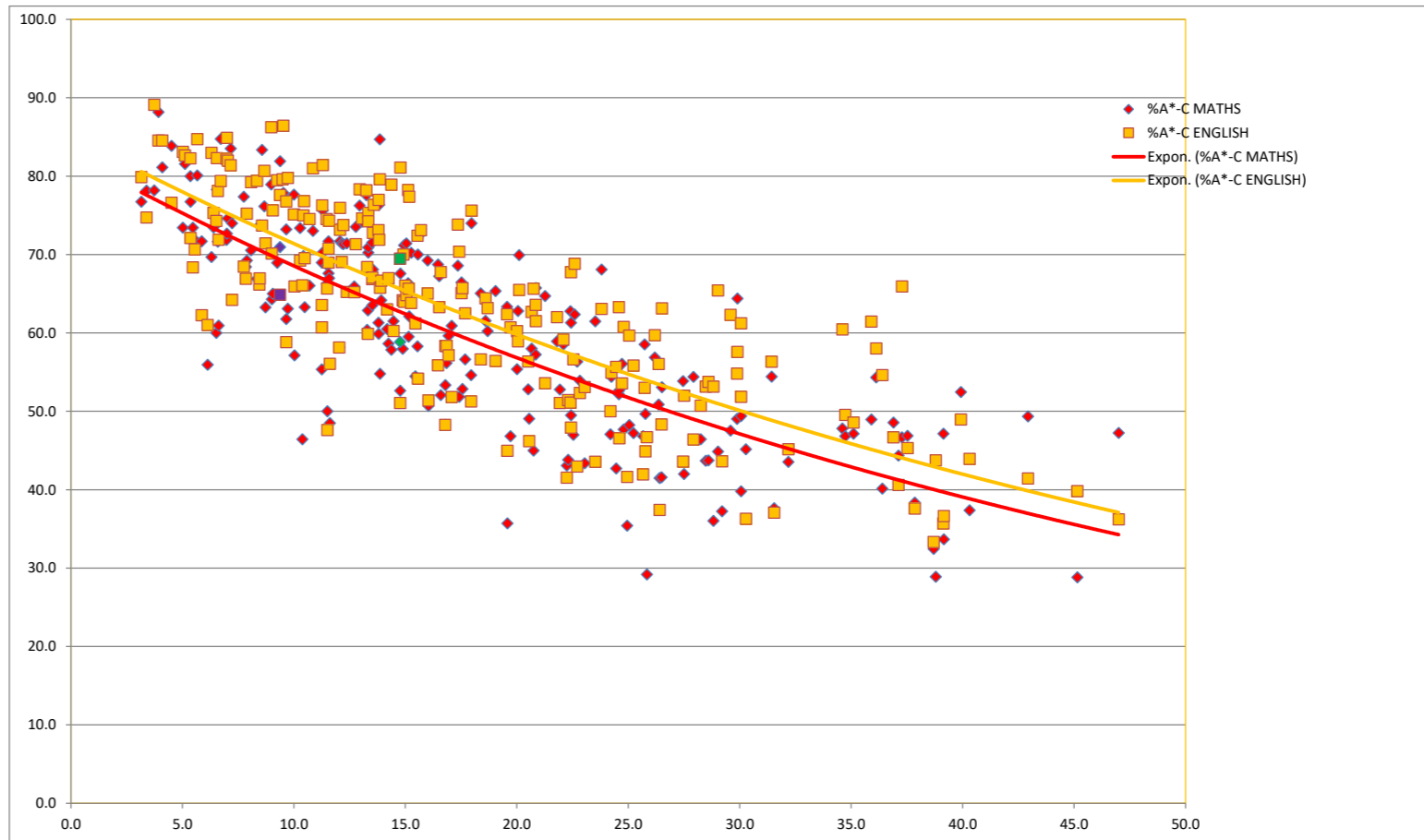
76.1
86.2
74.1
14.4
45.3
49.2
76.5
12.4
29.4
71.9
82.0
65.0
66.1
81.2
84.6
51.7
85.1
84.1
69.4
74.4
72.3
69.1
35.7
79.8
53.6
49.0
77.7
47.3
71.8
31.2
55.2
45.2
79.2
70.6
59.8
18.6
87.7
79.7
77.6
66.2
73.1
3.3
65.1
40.0
81.3
66.3
60.6
70.0
54.1
61.7
23.6
67.4
52.7
26.5

%ENTERING WELSH-LI BY FSM GROUP



	FSM%	0-9%	9-12%	12-15%	15-18.4%
MEDIUM					
WELSH		79.3	84.9	79	76

School Name	Medium	FSM %	%A*-C MATHS	%A*-C ENGLISH
Ysgol Gyfun Gymraeg Bro Myrddin	Welsh	3.2	76.7	79.9
YSGOL GYFUN PENWEDDIG	Welsh	3.4	78.2	74.7
St Brigid's School	English	3.7	78.2	89.1
BISHOPSTON COMPREHENSIVE	English	3.9	88.2	84.5
COWBRIDGE COMPREHENSIVE SCHOOL	English	4.1	81.1	84.5
Crickhowell High School	English	4.5	83.9	76.6
Castell Alun High School	English	5.0	73.4	83.1
Caerleon Comprehensive School	English	5.1	81.6	82.6
Stanwell School	English	5.4	80.0	82.3
Gwernyfed High School	English	5.4	76.7	72.1
YSGOL Y PRESELI	Welsh	5.5	73.4	68.4
Llanfyllin High School	Welsh	5.6	71.9	70.7
CARDIFF HIGH SCHOOL	English	5.7	80.1	84.7
Ysgol Uwchradd Caereinion High School	Welsh	5.9	71.7	62.3
YSGOL BRO DDYFI	Welsh	6.1	55.9	61.0
Bishop of Llandaff Church in Wales High School	English	6.3	69.7	83.0
Ysgol Gyfun Gymraeg Plasmawr	Welsh	6.4	73.5	75.3
BUILTH WELLS HIGH SCHOOL	Welsh	6.5	60.0	74.3
Radyr Comprehensive School	English	6.5	78.3	82.3
Ysgol Brynhyfryd	Welsh	6.6	71.6	78.1
Ysgol Y Berwyn	Welsh	6.6	60.9	71.9
THE MAELOR SCHOOL	English	6.7	84.7	79.4
St Joseph's Catholic and Anglican High	English	7.0	71.9	82.2
Bassaleg School	English	7.0	72.7	84.9
YSGOL GYFUN BRO MORGANNWG	Welsh	7.0	74.6	82.0
Hawarden High School	English	7.2	83.5	81.4
YSGOL Y CREUDDYN	Welsh	7.2	74.0	64.2
Ysgol Uwchradd Glan Clwyd	Welsh	7.8	77.4	68.5
Monmouth Comprehensive School	English	7.8	68.4	66.9
Argoed School	English	7.9	69.2	75.2
Ysgol Gyfun Gymraeg Glantaf	Welsh	8.1	70.5	79.2
Ysgol Gyfun Maes-Yr-Yrfa	Welsh	8.3	66.9	79.4
BRECON HIGH SCHOOL	English	8.4	66.2	66.2
YSGOL DYFFRYN CONWY	Welsh	8.5	73.7	66.9
Ysgol Gyfun Gwyr	Welsh	8.6	83.3	73.7
Ysgol Botwnnog	Welsh	8.7	76.1	80.7
YSGOL EIFIONYDD	Welsh	8.7	63.3	71.4
Alun School	English	9.0	78.9	86.2
Dyffryn Taf	English	9.0	64.3	70.1
Ysgol Gyfun Y Strade	Welsh	9.0	65.0	75.6
CORPUS CHRISTI CATHOLIC HIGH SCHOOL	English	9.2	68.9	79.5
LLANIDLOES HIGH SCHOOL	English	9.4	81.9	77.6
Ysgol Brynrefail	Welsh	9.4	70.9	64.9
St. Albans R.C. High School	English	9.5	77.6	79.6
OLCHFA SCHOOL	English	9.5	77.9	86.4
Ysgol Llanhari	Welsh	9.7	61.8	58.8
YSGOL UWCHRADD TYWYN	Welsh	9.7	73.2	76.8
Ysgol Dyffryn Teifi	Welsh	9.7	63.1	79.8
PORTHCAWL COMPREHENSIVE SCHOOL	English	10.0	77.6	75.1
Ysgol Dewi Sant	English	10.0	57.1	65.9
St. Richard Gwyn Catholic High School	English	10.3	73.4	69.2
John Beddoes School	English	10.4	46.4	66.1
WELSHPOOL HIGH SCHOOL	English	10.4	69.8	75.0
Ysgol Ardudwy	Welsh	10.5	69.6	76.8
Darland High School	English	10.5	63.3	69.5
LLANDRINDOD HIGH SCHOOL	English	10.7	66.0	74.5
GYFUN ABERAERON COMPREHENSIVE	Welsh	10.8	73.0	81.0
Ysgol Glan y Mor	Welsh	11.2	55.4	60.7
Ysgol David Hughes	Welsh	11.2	69.0	63.5
Ysgol Greenhill School	English	11.3	70.2	76.3
Ysgol Gyfun Ystalyfera	Welsh	11.3	75.6	81.4
Ysgol Tre-Gib	Welsh	11.5	66.2	74.5
Ysgol Y Gader	Welsh	11.5	68.7	65.7
YSGOL UWCHRADD TREGARON	Welsh	11.5	50.0	47.6
YSGOL MORGAN LLWYD	Welsh	11.5	71.7	70.8
Whitchurch High School	English	11.5	67.6	69.0
Maes Garmon	Welsh	11.6	67.0	74.3
Ysgol Gyfun Garth Olwg	Welsh	11.6	48.5	56.1
Ysgol Gyfun Pantycelyn	Welsh	12.0	58.1	58.1
Penglais School	English	12.1	73.6	75.9
Caldicot School	English	12.1	71.7	73.2
Sir Thomas Picton School	English	12.1	71.4	69.0
Ysgol Gyfun Gymraeg Bryn Tawe	Welsh	12.2	71.3	73.8
Chepstow Comprehensive School	English	12.4	71.4	65.2
Llanishen	English	12.7	65.9	65.2

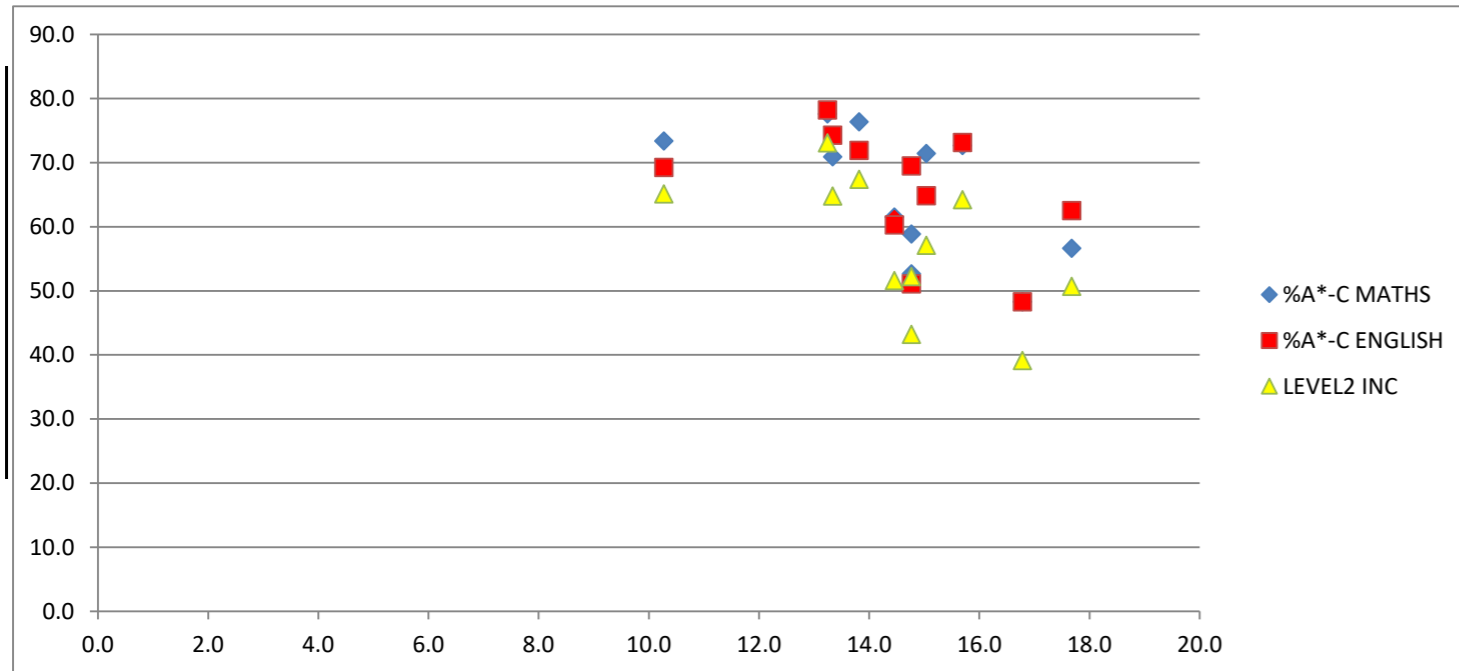


Denbigh High School  
 Brynteg School  
 St John Baptist C.I.W. High School

Coesyceiliog School	English	12.8	73.5	71.3	Ysgol Maesydderwen
Dwr Y Felin Comprehensive School	English	12.9	76.3	78.3	Tasker-Milward V.C. School
Eirias High School	English	13.1	74.2	74.6	Ysgol Maes-y-Dderwen
St.John Baptist High School	English	13.2	77.6	78.2	Pontarddulais Comprehensive School
Queen Elizabeth High School	English	13.3	60.4	68.4	Ysgol John Bright
LLANTWIT MAJOR SCHOOL	English	13.3	62.9	59.9	Ysgol Friars
YSGOL GYFUN GWYNLLYW	Welsh	13.3	70.3	75.3	Bryncelynnog Comprehensive School
Brynteg School	English	13.3	70.9	74.2	St Richard Gwyn Catholic High School
PENCOED COMPREHENSIVE	English	13.5	71.5	66.9	
Ysgol Dyffryn Nantlle	Welsh	13.5	63.5	67.1	
Ysgol Gyfun Cwm Rhymni	Welsh	13.5	68.1	72.8	
Y Pant Comprehensive	English	13.6	72.9	76.3	
Ysgol Tryfan	Welsh	13.8	61.3	73.1	
Ysgol Dinas Bran	Welsh	13.8	59.9	77.0	
Gowerton Comprehensive School	English	13.8	76.3	71.9	
Elfed High School	English	13.9	84.7	79.6	
Ysgol Gyfun Llangefni	Welsh	13.9	54.8	65.8	
Ysgol Bro Pedr	Welsh	13.9	64.2	66.7	
St Richard Gwyn Catholic High School	English	14.2	60.5	63.0	
King Henry VIII Comprehensive	English	14.2	58.6	67.0	
St. Joseph's R.C. High School	English	14.4	57.8	78.9	
Pontarddulais Comprehensive School	English	14.5	61.5	60.2	
Bryncelynnog Comprehensive School	English	14.8	52.6	51.1	
Ysgol Friars	English	14.8	58.8	69.5	
St. David's High School	English	14.8	67.6	81.1	
St Cyres Comprehensive School	English	14.9	58.0	64.2	
Ysgol Y Moelwyn	Welsh	14.9	70.0	70.0	
Ysgol Gyfun Emlyn	English	14.9	71.2	64.0	
Bryntirion Comprehensive.	English	15.0	65.5	66.0	
Ysgol Maesydderwen	English	15.0	71.4	64.8	
Connah's Quay High School,	English	15.1	66.3	78.2	
Ysgol Gyfun Rhydywaun	Welsh	15.1	59.5	65.6	
St Teilo's C-in-W High School	English	15.2	62.1	77.4	
Ysgol Syr Thomas Jones	Welsh	15.3	70.2	63.8	
Newtown High School	English	15.4	54.5	61.2	
Cwmcarn High School	English	15.5	58.3	72.4	
Ysgol Gyfun Gymraeg Llangynwyd	Welsh	15.6	70.0	54.2	
Ysgol John Bright	English	15.7	72.6	73.1	
Cardinal Newman R.C.	English	16.0	69.2	65.0	
Ysgol Syr Hugh Owen	Welsh	16.0	50.7	51.4	
Cefn Saeson Comprehensive School	English	16.5	68.7	55.9	
Ysgol Aberconwy	English	16.5	67.2	63.3	
Archbishop McGrath Catholic School	English	16.6	52.1	67.8	
Tasker-Milward V.C. School	English	16.8	48.3	48.3	
Ysgol Dyffryn Ogwen Bethesda	Welsh	16.8	53.3	58.3	
Prestatyn High School	English	16.8	56.2	58.3	
Ysgol Dyffryn Aman	Welsh	16.9	59.6	57.1	
Ysgol Bro Gwaun	English	17.1	60.9	51.8	
Penyrheol Comprehensive School	English	17.4	68.6	73.8	
Ysgol Gyfun Cymer Rhondda	Welsh	17.4	51.9	70.4	
Ysgol Uwchradd Bodedern	Welsh	17.5	66.4	65.1	
West Monmouth School	English	17.6	52.9	65.7	
Denbigh High School	English	17.7	56.6	62.5	
Cyfarthfa High School	English	17.9	54.6	51.3	
Cwmtawe Community School	English	18.0	74.0	75.6	
Ysgol Uwchradd Aberteifi	Welsh	18.4	65.1	56.6	
St John Lloyd Catholic Comp School	English	18.6	61.5	64.4	
Newbridge School	English	18.7	60.2	63.2	
Flint High School	English	19.0	65.3	56.4	
Bryngwyn School	English	19.6	63.3	62.4	
Llantarnam School	English	19.6	35.7	45.0	
St Julian's School	English	19.7	46.8	60.7	
The Pontypridd High School	English	20.0	55.4	60.2	
Oakdale Comprehensive	English	20.0	62.8	58.9	
St Joseph's RC School and 6th Form Centre	English	20.1	69.9	65.5	
Blackwood Comprehensive School	English	20.5	52.8	56.3	
Afon Taf High School	English	20.5	49.0	46.2	
Dyffryn School	English	20.7	58.0	62.7	
Ysgol Bryn Alyn	English	20.7	45.0	65.6	
Lewis Girls' Comprehensive School	English	20.8	57.2	63.6	
Bishop Vaughan School	English	20.9	65.7	61.5	
Brynmawr Foundation School	English	21.3	64.7	53.6	
Llangatwg Community School	English	21.8	58.9	62.0	
MORRISTON COMPREHENSIVE	English	21.9	52.8	51.1	
FAIRWATER HIGH SCHOOL	English	22.1	58.5	59.1	
BARRY COMPREHENSIVE SCHOOL	English	22.2	43.1	41.5	

Bishop Hedley High School	English	22.3	43.8	51.4
St Martin's School	English	22.4	62.8	51.1
Ysgol Bryn Elian	English	22.4	61.3	67.7
Milford Haven School	English	22.4	49.5	47.9
Ysgol y Grango	English	22.5	47.0	56.6
Glan Afan Comprehensive School	English	22.6	62.4	68.8
Ysgol Clywedog	English	22.7	56.3	43.0
Ysgol Uwchradd Caergybi	English	22.8	53.9	52.3
Ysgol Rhiwabon	English	23.0	43.4	53.1
Rhosnesni High School	English	23.5	61.5	43.6
Treorchy Comprehensive School	English	23.8	68.1	63.1
Glan-y-Mor School	English	24.2	47.1	50.0
Lewis School Pengam	English	24.2	54.4	54.9
TONYREFAIL SCHOOL	English	24.5	42.7	55.7
Coedcae School	English	24.6	52.2	63.3
BIRCHGROVE	English	24.6	52.7	46.6
Pembroke School	English	24.7	56.1	53.6
Ebbw Fawr Learning Community	English	24.8	47.7	60.8
Coleg Cymunedol Y Dderwen	English	24.9	35.4	41.6
Risca Community Comprehensive	English	25.0	48.2	59.6
Porth County Community	English	25.2	47.2	55.8
Abersychan Comprehensive	English	25.7	46.8	42.0
Ysgol Emrys ap Iwan	English	25.7	58.5	53.0
St. Illtyd's Catholic High School	English	25.8	49.7	44.9
Tonypandy Community College	English	25.8	29.2	46.7
BISHOP GORE SCHOOL	English	26.2	56.9	59.7
Holywell High School	English	26.4	50.9	56.0
Bedwas High School	English	26.4	41.5	37.4
Hawthorn High School	English	26.5	41.6	48.3
Maesteg Comprehensive School	English	26.5	53.1	63.1
St Cenydd School	English	27.5	53.8	43.6
Ysgol Y Gwendraeth	English	27.5	42.0	52.0
Pontllanfraith Comprehensive	English	27.9	54.4	46.4
Tredeggar Comprehensive School	English	28.2	46.4	50.7
BRYN HAFREN COMPREHENSIVE SCHOOL	English	28.5	43.7	53.2
Newport High School	English	28.6	43.8	53.8
Cantonian High School	English	28.8	36.0	53.2
Mary Immaculate High School	English	29.0	44.9	65.4
Liswerry High School	English	29.2	37.3	43.6
Cynffig Comprehensive	English	29.6	47.5	62.3
Aberdare High School	English	29.9	49.0	54.8
Rhyl High School	English	29.9	64.4	57.6
PENTREHAFOD SCHOOL	English	30.1	49.4	51.8
Aberdare Girls' School	English	30.1	39.8	61.2
HEOLDDU COMPREHENSIVE SCHOOL	English	30.3	45.2	36.3
Rhymney Comprehensive School,	English	31.4	54.4	56.3
Abertillery Comprehensive	English	31.5	37.6	37.1
BLAENGWAWR COMPREHENSIVE	English	32.2	43.5	45.2
Mountain Ash Comprehensive School	English	34.6	47.8	60.4
Duffryn High School	English	34.7	46.8	49.5
John Summers High School	English	35.1	47.1	48.6
Cwrt Sart Community Comprehensive School	English	35.9	49.0	61.5
Blessed Edward Jones High Sch	English	36.1	54.3	58.0
Cathays High School	English	36.4	40.1	54.6
Fitzalan High School	English	36.9	48.6	46.7
PEN-Y-DRE HIGH SCHOOL	English	37.1	44.4	40.6
Llanwern High School	English	37.3	46.7	65.9
Ferndale Community School	English	37.5	46.9	45.3
RUMNEY HIGH SCHOOL	English	37.9	38.3	37.6
Llanrumney High School	English	38.7	32.5	33.3
GLYN DERW HIGH SCHOOL	English	38.8	28.9	43.8
Cymer Afan Comprehensive School	English	39.1	47.1	35.7
Llanedeyrn High	English	39.2	33.7	36.6
Cefn Hengoed	English	39.9	52.4	49.0
Sandfields Comprehensive School	English	40.3	37.4	43.9
Willows High School	English	42.9	49.3	41.4
Michaelston Community College	English	45.1	28.8	39.8
Dylan Thomas Community School	English	47.0	47.2	36.2

Family	School Name	FSM	%A*-C MA	%A*-C ENGLISH	LEVEL2 INC
	St.John Baptist High School	13.2	77.6	78.2	73.1
	Gowerton Comprehensive School	13.8	76.3	71.9	67.4
	St Richard Gwyn Catholic High School	10.3	73.4	69.2	65.1
	Ysgol John Bright	15.7	72.6	73.1	64.2
	Ysgol Maesydderwen	15.0	71.4	64.8	57.1
	Brynteg School	13.3	70.9	74.2	64.8
	Pontarddulais Comprehensive School	14.5	61.5	60.2	51.6
	Ysgol Friars	14.8	58.8	69.5	52.2
	Denbigh High School	17.7	56.6	62.5	50.7
	Bryncelynnog Comprehensive School	14.8	52.6	51.1	43.2
	Tasker-Milward V.C. School	16.8	48.3	48.3	39.1
			65.5	65.7	57

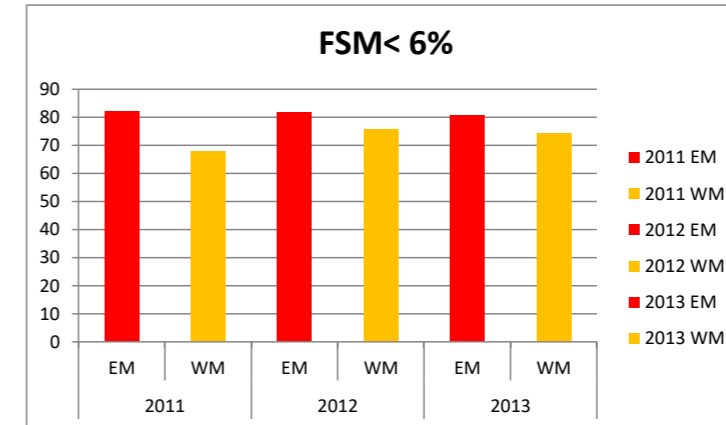




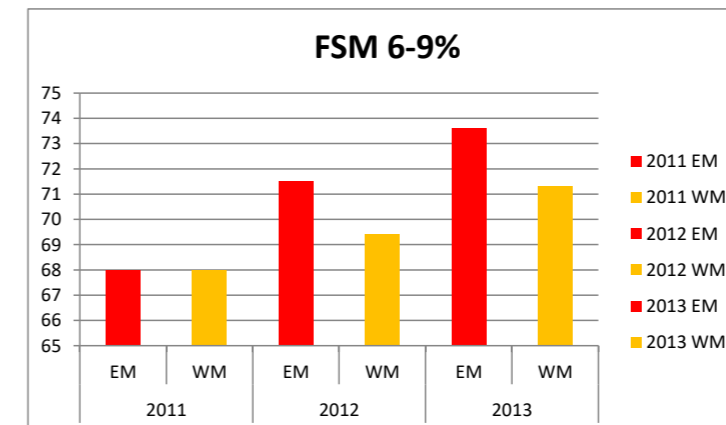
School Name	Medium	FSM %	type	old pupils Number of 15 year	A*-C Maths % MATHS A*-C	
Ysgol Gyfun Gymraeg Bro Myrddin	Welsh	3.2	AB	159	122	76.7
YSGOL GYFUN PENWEDDIG	Welsh	3.4	AB	87	68	78.2
YSGOL Y PRESELI	Welsh	5.5	AB	158	116	73.4
Llanfyllin High School	Welsh	5.6	CB	167	120	71.9
Ysgol Uwchradd Caereinion High School	Welsh	5.9	BB	106	76	71.7
AVERAGE GCSE COHORT SIZE				677	502	74.2
YSGOL BRO DDYFI	Welsh	6.1	BB	59	33	55.9
Ysgol Gyfun Gymraeg Plasmawr	Welsh	6.4	WM	162	119	73.5
BUILTH WELLS HIGH SCHOOL	Welsh	6.5	CB	105	63	60.0
Ysgol Brynhyfryd	Welsh	6.6	BB	201	144	71.6
Ysgol Y Berwyn	Welsh	6.6	WM	64	39	60.9
YSGOL GYFUN BRO MORGANNWG	Welsh	7.0	WM	122	91	74.6
YSGOL Y CREUDDYN	Welsh	7.2	WM	123	91	74.0
Ysgol Uwchradd Glan Clwyd	Welsh	7.8	WM	168	130	77.4
Ysgol Gyfun Gymraeg Glantaf	Welsh	8.1	WM	207	146	70.5
Ysgol Gyfun Maes-Yr-Yrfa	Welsh	8.3	AB	136	91	66.9
YSGOL DYFFRYN CONWY	Welsh	8.5	BB	118	87	73.7
Ysgol Gyfun Gwyr	Welsh	8.6	WM	114	95	83.3
Ysgol Botwnnog	Welsh	8.7	WM	88	67	76.1
YSGOL EIFIONYDD	Welsh	8.7	WM	98	62	63.3
AVERAGE GCSE COHORT SIZE				1,765	1258	71.3
Ysgol Gyfun Y Strade	Welsh	9.0	AB	160	104	65.0
Ysgol Brynrefail	Welsh	9.4	WM	148	105	70.9
Ysgol Llanhari	Welsh	9.7	WM	68	42	61.8
YSGOL UWCHRADD TYWYN	Welsh	9.7	WM	56	41	73.2
Ysgol Dyffryn Teifi	Welsh	9.7	AB	84	53	63.1
Ysgol Ardudwy	Welsh	10.5	WM	69	48	69.6
GYFUN ABERAERON COMPREHENSIVE	Welsh	10.8	CB	100	73	73.0
Ysgol Glan y Mor	Welsh	11.2	WM	112	62	55.4
Ysgol David Hughes	Welsh	11.2	BB	203	140	69.0
Ysgol Gyfun Ystalyfera	Welsh	11.3	WM	156	118	75.6
Ysgol Tre-Gib	Welsh	11.5	CB	157	104	66.2
Ysgol Y Gader	Welsh	11.5	WM	67	46	68.7
YSGOL UWCHRADD TREGARON	Welsh	11.5	BB	42	21	50.0
YSGOL MORGAN LLWYD	Welsh	11.5	WM	106	76	71.7
Maes Garmon	Welsh	11.6	WM	109	73	67.0
Ysgol Gyfun Garth Olwg	Welsh	11.6	WM	132	64	48.5
AVERAGE GCSE COHORT SIZE				1,769	1170	66.1
Ysgol Gyfun Pantycelyn	Welsh	12.0	CB	43	25	58.1
Ysgol Gyfun Gymraeg Bryn Tawe	Welsh	12.2	WM	122	87	71.3
YSGOL GYFUN GWYNLLYW	Welsh	13.3	WM	158	111	70.3
Ysgol Dyffryn Nantlle	Welsh	13.5	WM	85	54	63.5
Ysgol Gyfun Cwm Rhymini	Welsh	13.5	WM	213	145	68.1
Ysgol Tryfan	Welsh	13.8	WM	93	57	61.3
Ysgol Dinas Bran	Welsh	13.8	BB	152	91	59.9
Ysgol Gyfun Llangefni	Welsh	13.9	BB	146	80	54.8
Ysgol Bro Pedr	Welsh	13.9	BB	120	77	64.2
Ysgol Y Moelwyn	Welsh	14.9	WM	80	56	70.0
AVERAGE GCSE COHORT SIZE				1,212	783	64.6
Ysgol Gyfun Rhydywaun	Welsh	15.1	WM	163	97	59.5
Ysgol Syr Thomas Jones	Welsh	15.3	BB	94	66	70.2
Ysgol Gyfun Gymraeg Llangynwyd	Welsh	15.6	WM	120	84	70.0
Ysgol Syr Hugh Owen	Welsh	16.0	WM	146	74	50.7
Ysgol Dyffryn Ogwen Bethesda	Welsh	16.8	WM	60	32	53.3
Ysgol Dyffryn Aman	Welsh	16.9	CB	280	167	59.6
Ysgol Gyfun Cymer Rhondda	Welsh	17.4	WM	135	70	51.9
Ysgol Uwchradd Bodedern	Welsh	17.5	BB	146	97	66.4
Ysgol Uwchradd Aberteifi	Welsh	18.4	BB	83	54	65.1
AVERAGE GCSE COHORT SIZE				1,227	741	60.4
AVERAGE GCSE COHORT SIZE				136		

A\*-C MATHS GCSE 2011-2013

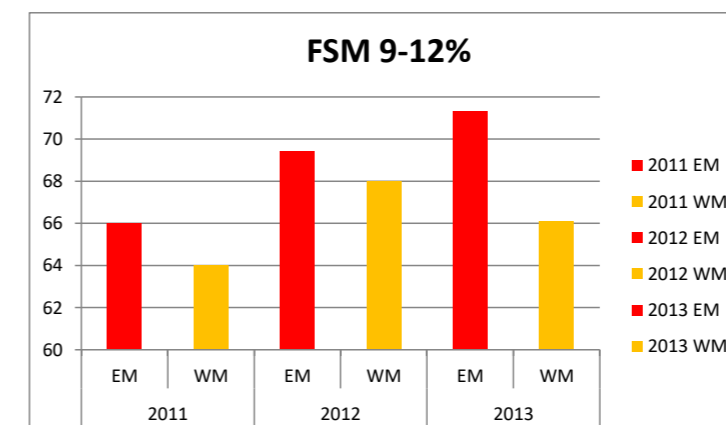
	2011		2012		2013	
	EM	WM	EM	WM	EM	WM
FSM < 6%	82	68	81.6	75.8	80.7	74.2
FSM 6-9%	68	68	71.5	69.4	73.6	71.3
FSM 9-12%	66	64	69.4	68	71.3	66.1
FSM 12-15%	61	60	61.7	57.8	67.9	64.6
FSM 15-18%	57	57	59.3	58.8	62.2	60.4
	66.8	63.4	68.7	66	71	67.3



	2011		2012		2013	
	EM	WM	EM	WM	EM	WM
FSM 6-9%	68	68	71.5	69.4	73.6	71.3



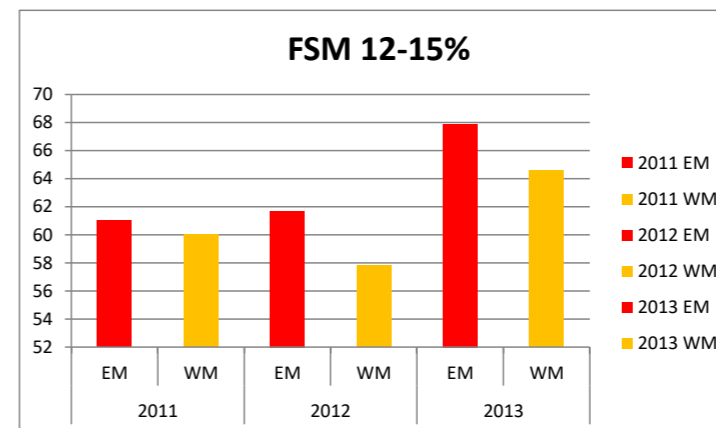
	2011		2012		2013	
	EM	WM	EM	WM	EM	WM
FSM 9-12%	66	64	69.4	68	71.3	66.1



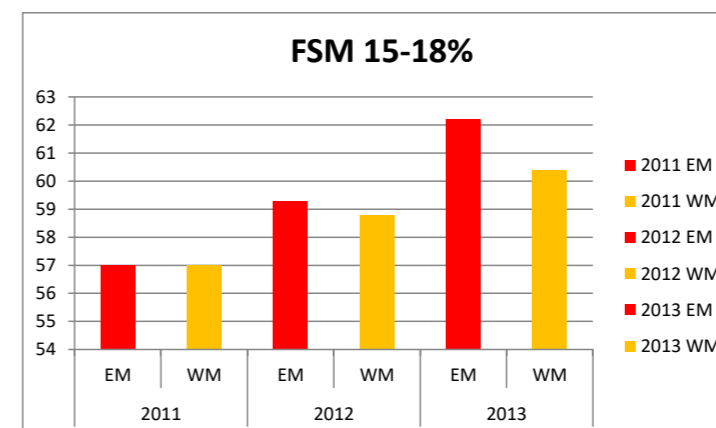
	2011		2012		2013	
	EM	WM	EM	WM	EM	WM

St Brigid's School	English	3.7		55	43	78.2
BISHOPSTON COMPREHENSIVE	English	3.9		220	194	88.2
COWBRIDGE COMPREHENSIVE SCHOOL	English	4.1		233	189	81.1
Crickhowell High School	English	4.5		124	104	83.9
Castell Alun High School	English	5.0		207	152	73.4
Caerleon Comprehensive School	English	5.1		282	230	81.6
Stanwell School	English	5.4		310	248	80.0
Gwernyfed High School	English	5.4		86	66	76.7
CARDIFF HIGH SCHOOL	English	5.7		216	173	80.1
				1,733	1399	80.7
AVERAGE GCSE COHORT SIZE				193		
Bishop of Llandaff Church in Wales High School	English	6.3		188	131	69.7
Radyr Comprehensive School	English	6.5		175	137	78.3
THE MAELOR SCHOOL	English	6.7		131	111	84.7
St Joseph's Catholic and Anglican High	English	7.0		135	97	71.9
Bassaleg School	English	7.0		278	202	72.7
Hawarden High School	English	7.2		188	157	83.5
Monmouth Comprehensive School	English	7.8		266	182	68.4
Argoed School	English	7.9		117	81	69.2
BRECON HIGH SCHOOL	English	8.4		133	88	66.2
				1,611	1186	73.6
AVERAGE GCSE COHORT SIZE				179		
Alun School	English	9.0		247	195	78.9
Dyffryn Taf	English	9.0		154	99	64.3
CORPUS CHRISTI CATHOLIC HIGH SCHOOL	English	9.2		190	131	68.9
LLANIDLOES HIGH SCHOOL	English	9.4	EW	116	95	81.9
St. Albans R.C. High School	English	9.5		147	114	77.6
OLCHFA SCHOOL	English	9.5		280	218	77.9
PORTHCAWL COMPREHENSIVE SCHOOL	English	10.0		237	184	77.6
Ysgol Dewi Sant	English	10.0		91	52	57.1
St. Richard Gwyn Catholic High School	English	10.3		169	124	73.4
John Beddoes School	English	10.4		56	26	46.4
WELSHPOOL HIGH SCHOOL	English	10.4		192	134	69.8
Darland High School	English	10.5		128	81	63.3
LLANDRINDOD HIGH SCHOOL	English	10.7		106	70	66.0
Ysgol Greenhill School	English	11.3		198	139	70.2
Whitchurch High School	English	11.5		361	244	67.6
				2,672	1906	71.3
AVERAGE GCSE COHORT SIZE				178		
Penglais School	English	12.1	EW	212	156	73.6
Caldicot School	English	12.1		272	195	71.7
Sir Thomas Picton School	English	12.1		210	150	71.4
Chepstow Comprehensive School	English	12.4		161	115	71.4
Llanishen	English	12.7		270	178	65.9
Croesyceiliog School	English	12.8		272	200	73.5
Dwr Y Felin Comprehensive School	English	12.9		240	183	76.3
Eirias High School	English	13.1		252	187	74.2
St.John Baptist High School	English	13.2		156	121	77.6
Queen Elizabeth High School	English	13.3		250	151	60.4
LLANTWIT MAJOR SCHOOL	English	13.3		167	105	62.9
Brynteg School	English	13.3		330	234	70.9
PENCOED COMPREHENSIVE	English	13.5		172	123	71.5
Y Pant Comprehensive	English	13.6		207	151	72.9
Gowerton Comprehensive School	English	13.8		224	171	76.3
Elfed High School	English	13.9		98	83	84.7
St Richard Gwyn Catholic High School	English	14.2		119	72	60.5
King Henry VIII Comprehensive	English	14.2		203	119	58.6
St. Joseph's R.C. High School	English	14.4		223	129	57.8
Pontarddulais Comprehensive School	English	14.5		161	99	61.5
Bryncelynnog Comprehensive School	English	14.8		190	100	52.6
Ysgol Friars	English	14.8	EW	226	133	58.8
St. David's High School	English	14.8		111	75	67.6
St Cyres Comprehensive School	English	14.9		226	131	58.0
Ysgol Gyfun Emlyn	English	14.9	EW	111	79	71.2
				5,063	3440	67.9
AVERAGE GCSE COHORT SIZE				203		

FSM 12-15% 61 60 61.7 57.8 67.9 64.6



FSM 15-18% 57 57 59.3 58.8 62.2 60.4



Bryntirion Comprehensive.	English	15.0		206	135	65.5
Ysgol Maesydderwen	English	15.0		91	65	71.4
Connah's Quay High School,	English	15.1		202	134	66.3
St Teilo's C-in-W High School	English	15.2		190	118	62.1
Newtown High School	English	15.4		134	73	54.5
Cwmcarn High School	English	15.5		163	95	58.3
Ysgol John Bright	English	15.7		212	154	72.6
Cardinal Newman R.C.	English	16.0		143	99	69.2
Cefn Saeson Comprehensive School	English	16.5		179	123	68.7
Ysgol Aberconwy	English	16.5		177	119	67.2
Archbishop McGrath Catholic School	English	16.6		121	63	52.1
Tasker-Milward V.C. School	English	16.8		174	84	48.3
Prestatyn High School	English	16.8		276	155	56.2
Ysgol Bro Gwaun	English	17.1	EW	110	67	60.9
Penyrheol Comprehensive School	English	17.4		191	131	68.6
West Monmouth School	English	17.6		210	111	52.9
Denbigh High School	English	17.7		136	77	56.6
Cyfarthfa High School	English	17.9		238	130	54.6
Cwmtawe Community School	English	18.0		250	185	74.0
				3,403	2118	62.2
AVERAGE GCSE COHORT SIZE				179		

MATHS AVERAGE OVER 2009-2013

School Name	FSM	%A*-C MATHS					AVERAGE
St.John Baptist High School	13.2	72.00%	73.80%	65.70%	70.10%	77.60%	71.8400%
Gowerton Comprehensive School	13.8	67.60%	57.50%	61.00%	65.30%	76.30%	65.55%
St Richard Gwyn Catholic High School	10.3	67.70%	71.30%	59.10%	71.70%	73.40%	68.64%
Ysgol John Bright	15.7	47.90%	58.60%	49.20%	58.20%	72.60%	57.30%
Ysgol Maesydderwen	15.0	65.70%	54.70%	58.70%	68.20%	71.40%	63.74%
Brynteg School	13.3	65.80%	67.50%	59.80%	60.30%	70.90%	64.86%
Pontarddulais Comprehensive School	14.5	57.90%	64.80%	62.30%	71.90%	61.50%	63.68%
Ysgol Friars	14.8	63.30%	60.40%	60.10%	64.50%	58.80%	61.42%
Denbigh High School	17.7	48.20%	36.30%	53.80%	61.80%	56.60%	51.34%
Bryncelynnog Comprehensive School	14.8	51.10%	62.70%	62.50%	63.60%	52.60%	58.50%
Tasker-Milward V.C. School	16.8	48.20%	49.50%	56.20%	60.60%	48.30%	52.56%
		59.58%	59.74%	58.95%	65.11%	65.50%	61.76%

**Subject:**  
**Attachments:**

FW: Standards and progress in Welsh across the Foundation Phase  
ks2 2012-2013 welsh at home.xlsx; 2013 GCSE.xlsx

**From:**  
**Sent:** 17 June 2014 09:46  
**To:**  
**Subject:** Standards and progress in Welsh across the Foundation Phase

Dear

I have attached some data sets that may be of interest to you. I have looked again at the report "Standards and progress in Welsh across the Foundation Phase" and I am concerned that your researchers were too uncritical of the outcomes.

For instance:

**According to assessments at the end of the Foundation Phase in 2011-2012, approximately 86% of pupils in Welsh-medium schools across Wales achieve in line with expectations (outcome 5 or above) in the language, literacy and communication skills (Welsh) learning area. This compares well with results in language, literacy and communication skills (English) in English-medium schools (84.3%).**

In fact this result is rather worrying since the Welsh medium cohort has an average free school meals eligibility percentage of 14% whilst the English medium cohort has a free school meals eligibility of 23.5%. A superiority of only 1.7% in Welsh suggests that if your researchers bench marked schools for FSMs and compared like with like then Welsh performance against English performance would be poor.

Again when your team consider higher level outcomes:

**26 At the higher than expected levels (outcome 6), results for language, literacy and communication skills (Welsh) are very close to the results for language, literacy and communication skills (English) and mathematical development. Personal and social development and well being are significantly higher.**

In this case the English and Maths results in EM schools are higher than the results in WM schools by 1.2% in the case of Language and literacy and 1.5% in the case of Maths. Once again, when you consider that there is a very large difference between the percentage of pupils eligible for FSMs between the two mediums the report should have been more critical of progress in the WM schools. Personal and social development is higher in the WM schools by 2.8% and this is in line with what you would expect comparing cohorts with very different socio-economic backgrounds.

It is a repeating trait of WM schools, at each key stage, that they perform poorly at the higher level; level 6 at foundation, level 5+ at KS 2 level 6+ at KS 3 and A\*-B in core subjects at KS 4.

The survey team were tasked with looking at the performance of pupils from an English home language background and those from a Welsh home language background.

They remark:

**Children's linguistic backgrounds and skills in Welsh vary on entry to schools and non-maintained settings. In those schools and settings which cater for pupils from similar linguistic backgrounds, pupils' linguistic skills develop consistently. However, in a few schools and settings where the children come from mixed backgrounds in terms of their home language, the progress of too many children from non-Welsh speaking homes is too slow, and the progress of some children from Welsh-speaking homes is hindered.**

This is a remarkable observation in that it acknowledges the slow development of pupils from an English speaking home background but only to regret that this hinders the progress of children from Welsh speaking home backgrounds.

If you look at the data set below for KS2 assessments in 2012 and 2013 you will see the eventual outcome of "slow" development of pupils from English speaking home backgrounds. In particular you should look at the higher level (5+) assessment outcomes. It may well be that pupils from Welsh speaking homes could be further forward but the main problem lies with the 52%-53% of pupils from English speaking homes. In particular your researchers should have noted the very large difference in performance in Welsh:  
Welsh at home have 8% fewer pupils achieving below level 4.  
Welsh at home have 8% more pupils achieving at level 4 and above.  
Welsh at home have 19% more pupils achieving at level5+. (all 2013 comparisons but consistent with 2012 KS2).

I also include analysis of 2013 GCSE results in core subjects, level2 inc, ACME (Level2 inc minus Welsh L1), CSI A\*-B (minus Welsh L1).

Even though by KS4 a number of poorly performing pupils will have moved from WM schools to EM schools, the WM and bilingual schools underachieve comparable EM schools.

Best Wishes,

Click [here](#) to report this email as spam.

[REDACTED]

---

**From:** [REDACTED]  
**Sent:** 07 October 2014 07:54  
**To:** Enquiries  
**Subject:** ATTAINMENT OF PUPILS FROM ENGLISH L1 HOMES KEY STAGE 2 2014. [REDACTED]  
**Attachments:** ANALYSIS 2014 KS2.xlsx; 2014 KS 2 Results.xlsx

[REDACTED] [REDACTED]

Dear [REDACTED]

I enclose data sets and analysis for Key stage 2 in 2014. The data is sorted into groups of schools according to free school meals entitlement. Comparison between pupils is for those NOT eligible for FSMs only. These pupils make up 87% of Welsh stream pupils and 79% of EM school pupils. Welsh stream pupils are sub-divided into those with Welsh as their first language and those with English as their first language.

From these the following general points can be deduced:

- Only 13% of pupils who are in Welsh streams at KS 2 are eligible for free school meals.
- 21% of pupils in English medium schools are eligible for free school meals.
- At all but one free school meals benchmark, EM schools outperform WM schools at the higher (Level 5+) standard of attainment in English and Maths on average.
- In science

,

at every FSM benchmark,

EM schools outperform WM schools on average.

- Of pupils in Welsh streams in WM schools, pupils who have English as their home language are more likely to fail to reach level 4 at KS 2 assessment in all subjects than pupils who have Welsh as their home language. This is particularly the case in Welsh.
- In Maths, all pupils who do not speak Welsh at home are in groups of WM schools that underachieve similar EM schools on average at level 5+.

- In Science,

all pupils who do not speak Welsh at home are in groups of WM schools that underachieve similar EM schools on average at level 5+.

- In Welsh, across all FSM bands, pupils with English as their first language have only 12% achieving level5+. Pupils with Welsh as their first language have 31% reaching level5+. WM schools fail to bring English L1 pupils up to a standard similar to Welsh L1 pupils in Welsh at the end of primary school.
- English L1 pupils make up 52% of all pupils assessed in Welsh at KS2 in 2014.

Future growth in WM school pupil numbers will be from pupils with English as a home language therefore it is likely that the gap in attainment between EM and WM schools will widen.

Regards,  


Click [here](#) to report this email as spam.



**WELSH MEDIUM PRIMARY SCHOOLS**

**YSGOLION CYMRAEG GYNRADD**

	FSM Band/ Band PYD						ALL SCHOOL S  POB YSGOL	
	up to 8%	over 8% and less than 16%	over 16% and less than 24%	over 24% and less than 32%	over 32%	over 40%		
	hyd at 8%	mwy na 8% a hyd at 16%	mwy na 16% a hyd at 24%	mwy na 24% a hyd at 32%	mwy na 32%	mwy na 40%		
NUMBER OF PUPILS	2308	2450	1380	775	81	166	7160	
%OF ALL PUPILS BY FSM BAND	32	34	19	11	1	2	100	
NO. OF PUPILS ASSESSED IN WELSH	2188	2126	1238	683	81	78	6394	
% OF WM SCHOOL PUPILS ASSESSED IN WELSH	95	87	90	88	100	47		89 (% age of all WM school pupils assessed in Welsh)
WELSH AT HOME (NOT FSM)	1200	809	417	205	30	16	2677	42 (%age of pupils assessed in Welsh, speak Welsh at home, non FSM)
NO WELSH (NOT FSM)	868	1063	582	305	23	33	2874	45 (%age of pupils assessed in Welsh, do NOT speak Welsh at home, NON FSM)
NUMBER OF NON-FSM PUPILS BY BAND	2068	1872	999	510	53	49	5551	(THOSE ASSESSED IN WELSH ONLY)
% OF NON FSM PUPILS IN BAND	95	88	81	75	65	63	87	(THOSE ASSESSED IN WELSH ONLY)
% OF FSM ELIGIBLE IN BAND	5	12	19	25	35	37	13	(THOSE ASSESSED IN WELSH ONLY)

**ENGLISH MEDIUM PRIMARY SCHOOLS**

**YSGOLION SAESNEG GYNRADD**

	FSM Band/ Band PYD						ALL SCHOOL S  POB YSGOL	
	up to 8%	over 8% and less than 16%	over 16% and less than 24%	over 24% and less than 32%	over 32%	over 40%		
	hyd at 8%	mwy na 8% a hyd at 16%	mwy na 16% a hyd at 24%	mwy na 24% a hyd at 32%	mwy na 32%	mwy na 40%		
NUMBER OF PUPILS	4602	5252	4413	4274	2774	2948	24263	
%OF ALL PUPILS BY FSM BAND	19	22	18	18	11	12		
NUMBER OF NON-FSM PUPILS BY BAND	4370	4641	3576	3193	1880	1532	19192	
% OF NON FSM PUPILS IN BAND	95	88	81	75	68	52	79	
% OF FSM ELIGIBLE IN BAND	5	12	19	25	32	48	21	

## Key Stage 2: SUMMARY TABLES, 2014

These tables show the average performance by subject, and by FSM band

### WELSH MEDIUM PRIMARY SCHOOLS

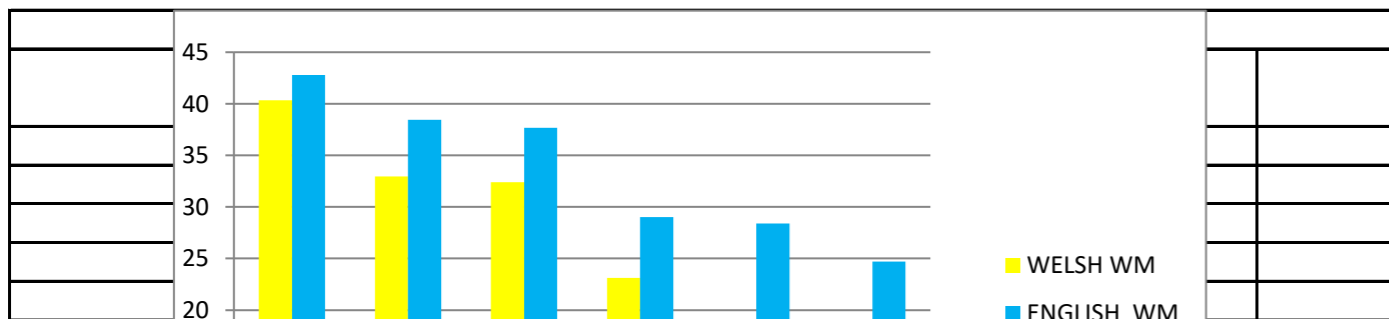
	FSM Band/ Band PYD						ALL SCHOOLS
	up to 8%	over 8% and less than 16%	over 16% and less than 24%	over 24% and less than 32%	over 32%	over 40%	
English	43	38	38	29	28	25	38
Welsh First Language	40	33	32	23	19	17	34
Mathematics	43	40	37	30	25	23	39
Science	43	39	36	30	26	21	38
Core Subject Indicator	.	.	.	.	.	.	.

### ENGLISH MEDIUM PRIMARY SCHOOLS

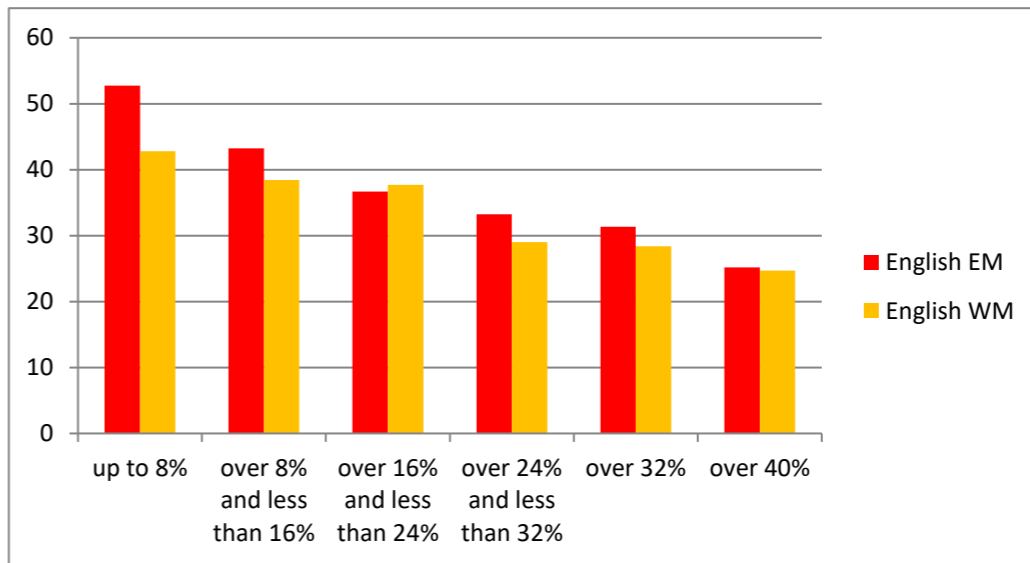
	FSM Band/ Band PYD						ALL SCHOOLS
	up to 8%	over 8% and less than 16%	over 16% and less than 24%	over 24% and less than 32%	over 32%	over 40%	
English	53	43	37	33	31	25	39
Mathematics	51	43	36	33	32	26	38
Science	53	44	38	33	31	25	39
Core Subject Indicator	.	.	.	.	.	.	.

		FSM Band/ Band PYD					
		up to 8%	over 8% and less than 16%	over 16% and less than 24%	over 24% and less than 32%	over 32%	over 40%
English	EM	53	43	37	33	31	25
English	WM	43	38	38	29	28	25

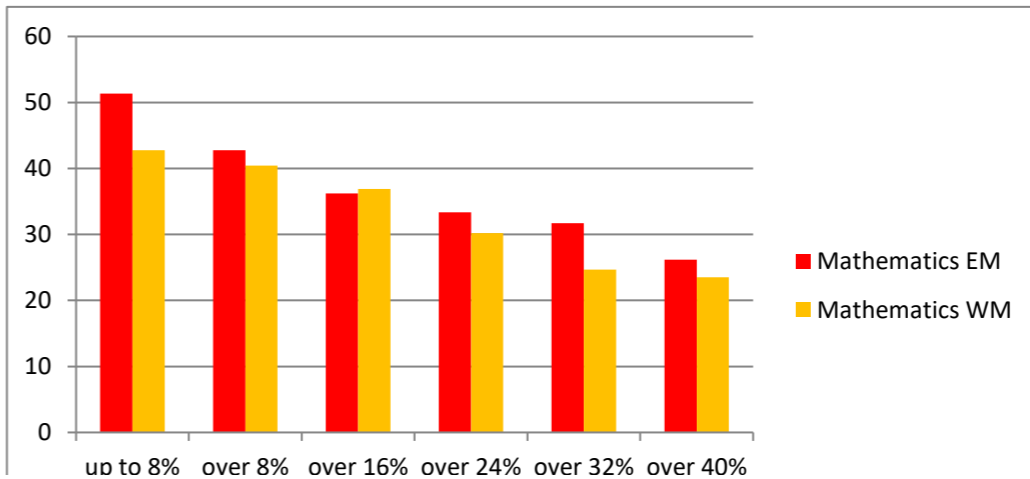
WELSH	WM	40	33	32	23	19	17
ENGLISH	WM	43	38	38	29	28	25

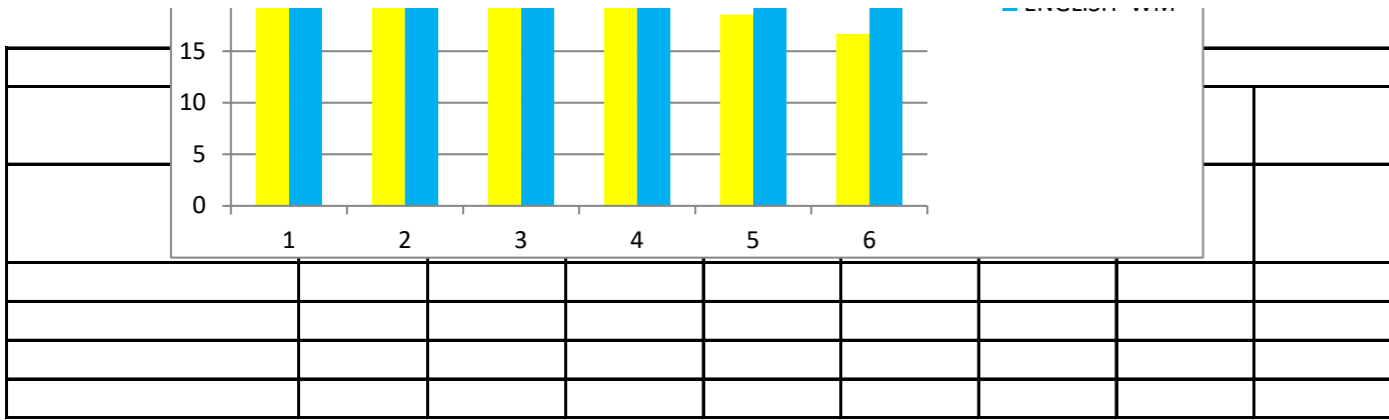


	FSM Band/ Band PYD					
	up to 8%	over 8% and less than 16%	over 16% and less than 24%	over 24% and less than 32%	over 32%	over 40%
English	53	43	37	33	31	25
Mathematics	51	43	36	33	32	26
Science	53	44	38	33	31	25
Core Subject Indicator	.	.	.	.	.	.



		up to 8%	over 8% and less than 16%	over 16% and less than 24%	over 24% and less than 32%	over 32%	over 40%
Mathematics	EM	51	43	36	33	32	26
Mathematics	WM	43	40	37	30	25	23




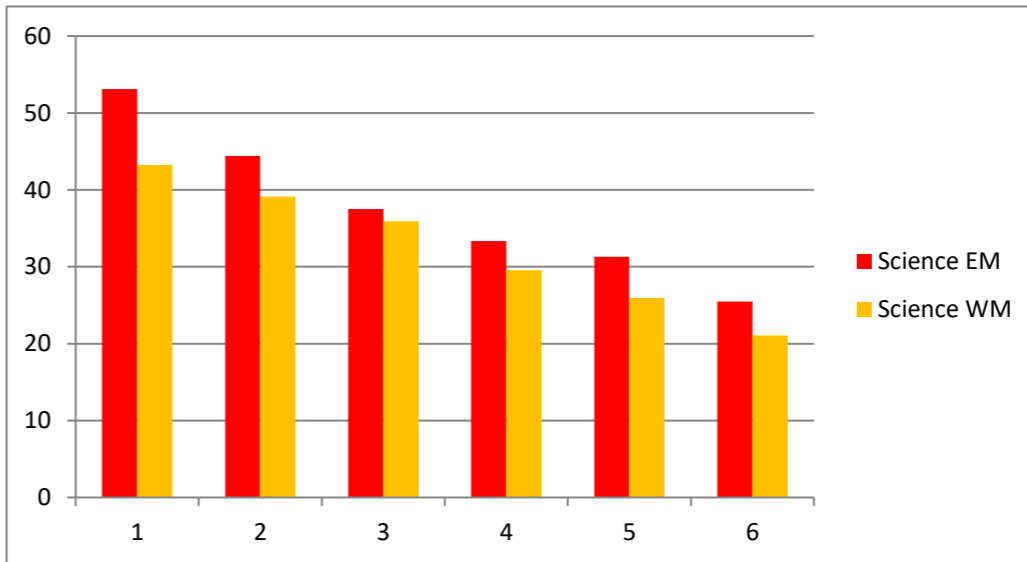






up to 8% and less than 16%    over 8% and less than 16%    over 16% and less than 24%    over 24% and less than 32%    over 32% and less than 40%

		up to 8%	over 8% and less than 16%	over 16% and less than 24%	over 24% and less than 32%	over 32%	over 40%
Science	EM	53	44	38	33	31	25
Science	WM	43	39	36	30	26	21



**2014 KEY STAGE 2 PUPILS ATTAINING LESS THAN LEVEL 4 (AGE APPROPRIATE STANDARD) PUPILS NOT ELIGIBLE FOR FREE SCHOOL MEALS ONLY.**

NB 86% OF ALL PUPILS ASSESSED IN WELSH IN 2014 WERE IN SCHOOLS WITH BETWEEN 0% AND 24% OF THEIR PUPILS ELIGIBLE FOR FREE SCHOOL MEALS.

IN ALL CORE SUBJECTS WITHIN WM SCHOOLS WITH 0%-24% ELIGIBLE FOR FSMS THE PERCENTAGE OF PUPILS WHO DON'T SPEAK WELSH AT HOME WHO UNDERACHIEVE IS HIGHER THAN IN COMPARABLE EM SCHOOLS.

ENGLISH

	up to 8%	over 8% and less than 16%	over 16% and less than 24%	over 24% and less than 32%	over 32% and less than 40%	over 40%
WSAH	6	7	7	10	7	10
WNSAH	6	7	9	8	12	13
English medium	4	6	8	11	12	17

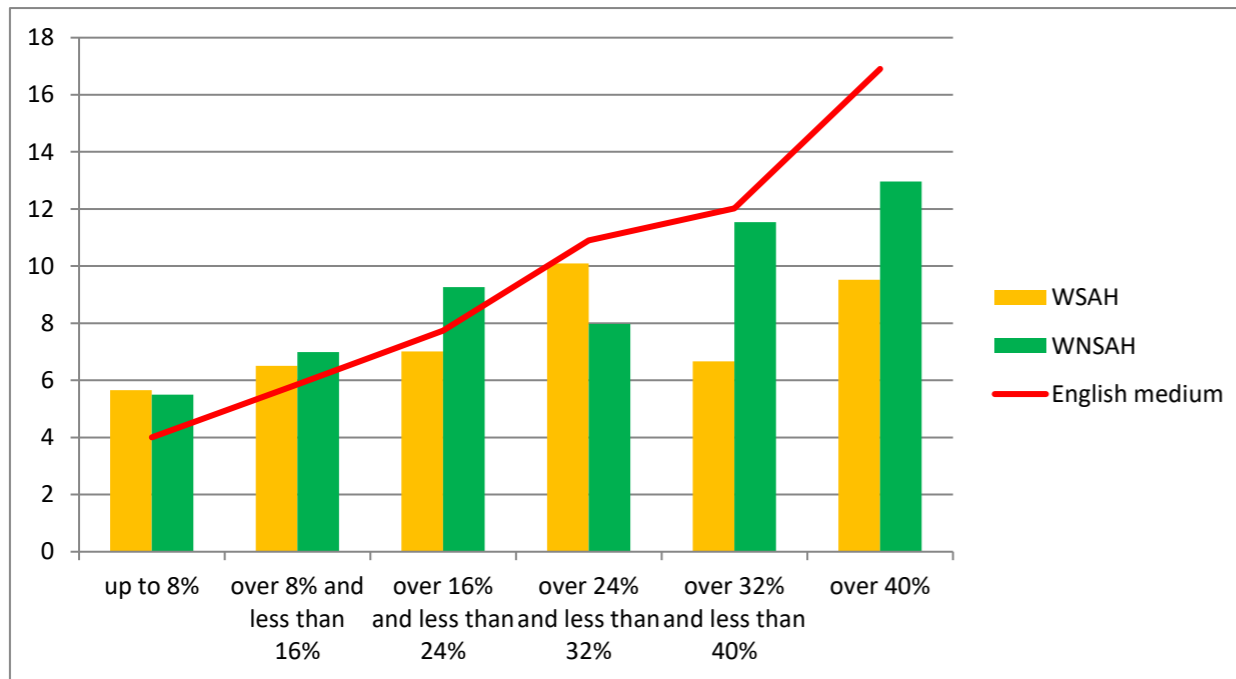
KEY

WSAH WELSH SPOKEN AT HOME, WELSH MEDIUM SCHOOLS.

WNSAH, WELSH NOT SPOKEN AT HOME, WELSH MEDIUM SCHOOLS.

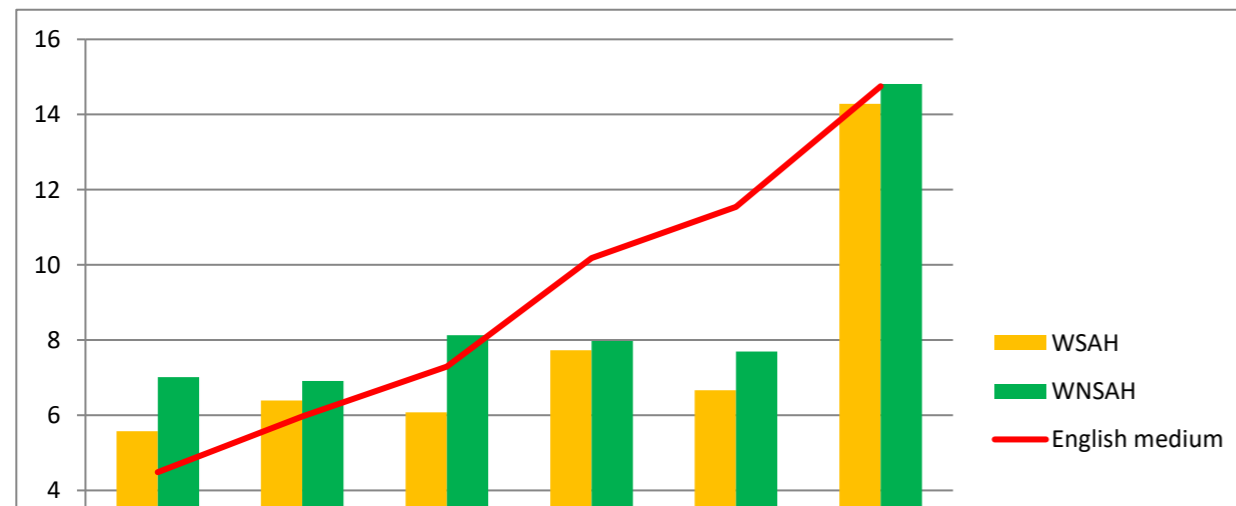
PUPILS IN ENGLISH MEDIUM SCHOOLS.

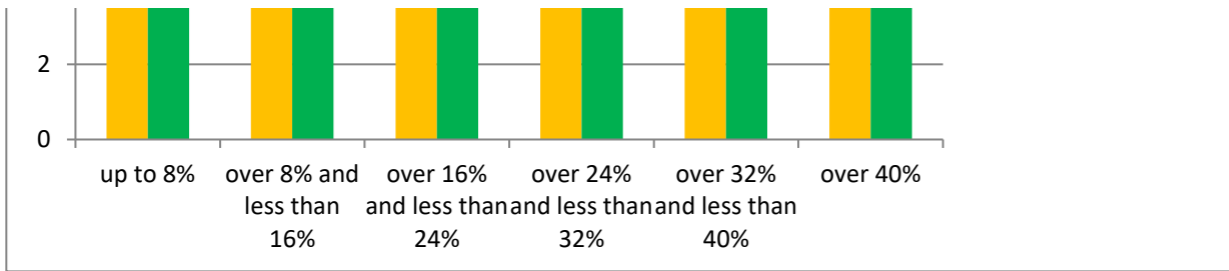
ENGLISH



MATHEMATICS

	up to 8%	over 8% and less than 16%	over 16% and less than 24%	over 24% and less than 32%	over 32% and less than 40%	over 40%
WSAH	6	6	6	8	7	14
WNSAH	7	7	8	8	8	15
English medium	4	6	7	10	12	15

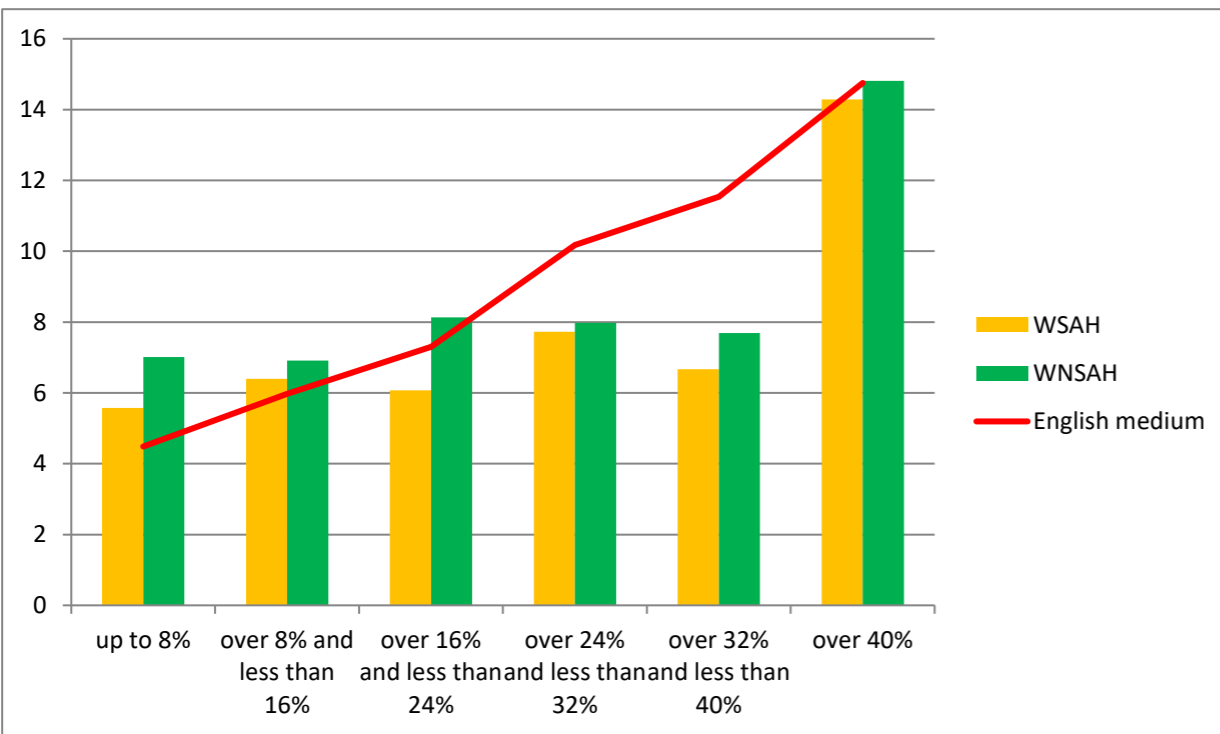




SCIENCE


	up to 8%	over 8% and less than 16%	over 16% and less than 24%	over 24% and less than 32%	over 32% and less than 40%	over 40%
WSAH	6	6	6	8	7	14
WNSAH	7	7	8	8	8	15
English medium	4	6	7	10	12	15

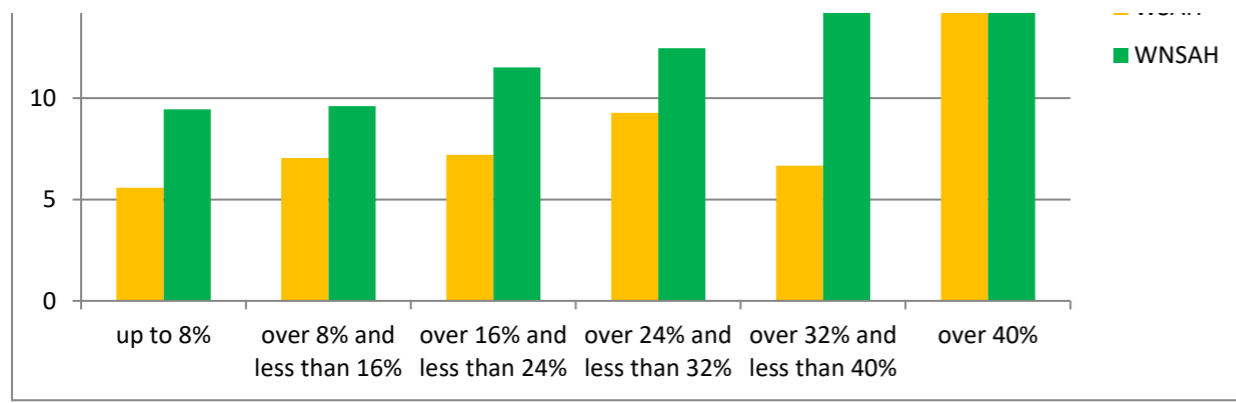
SCIENCE



WELSH L1

	up to 8%	over 8% and less than 16%	over 16% and less than 24%	over 24% and less than 32%	over 32% and less than 40%	over 40%
WSAH	6	7	7	9	7	19
WNSAH	9	10	12	12	17	24





**2014 KEY STAGE 2 PUPILS ATTAINING HIGHER THAN LEVEL 5 PUPILS NOT ELIGIBLE FOR FREE SCHOOL MEALS ONLY.**

NB 86% OF ALL PUPILS ASSESSED IN WELSH IN 2014 WERE IN SCHOOLS WITH BETWEEN 0% AND 24% OF THEIR PUPILS ELIGIBLE FOR FREE SCHOOL MEALS.

IN ENGLISH PUPILS IN EM SCHOOLS PERFORM BETTER OVERALL THAN PUPILS IN SIMILAR WM SCHOOLS

AT MOST FSM BENCHMARKS PUPILS WHO DO NOT SPEAK WELSH AT HOME BUT ARE IN WM SCHOOLS UNDERACHIEVE PUPILS IN SIMILAR EM SCHOOLS SIGNIFICANTLY.

IN MATHEMATICS PUPILS IN WM SCHOOLS WHO SPEAK WELSH AT HOME ATTAIN WELL AT MOST FSM BENCHMARKS.

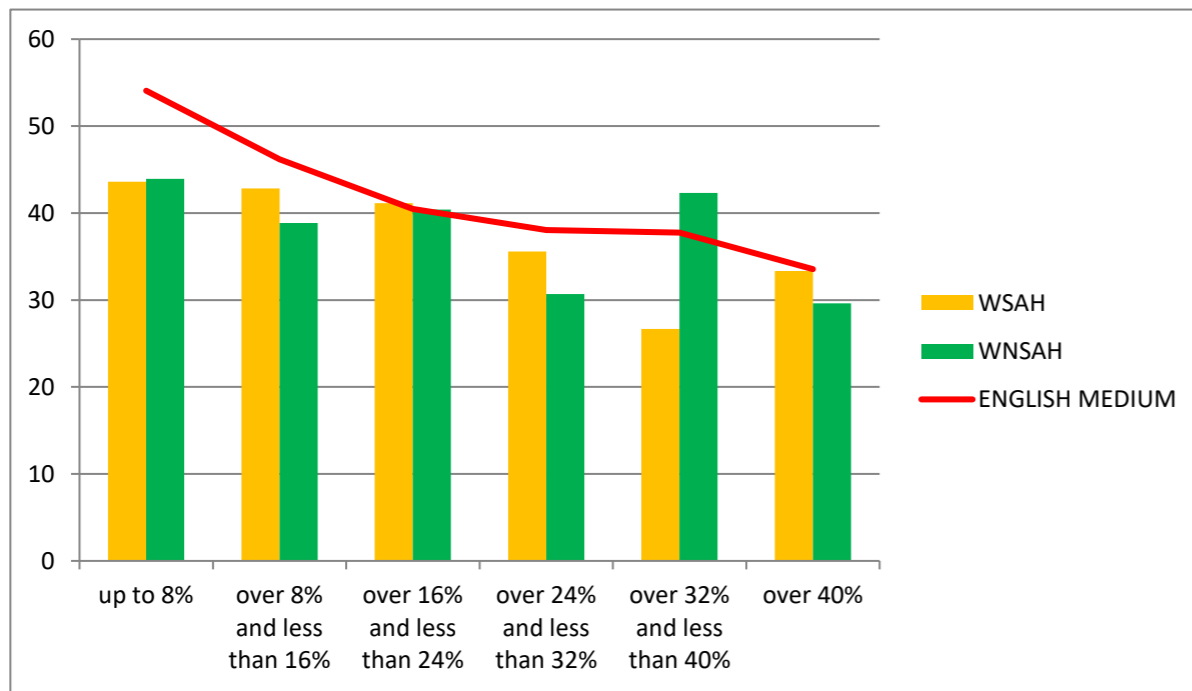
IN MATHEMATICS PUPILS IN WM SCHOOLS WHO DO NOT SPEAK WELSH AT HOME UNDERACHIEVE BOTH EM SCHOOLS SIGNIFICANTLY AND PUPILS IN WM SCHOOLS WHO SPEAK WELSH AT HOME.

IN SCIENCE A HIGHER% OF EM PUPILS ATTAIN LEVEL5+ THAN DO EITHER WM PUPILS WHO SPEAK WELSH AT HOME OR WM PUPILS WHO DO NOT.


IN WELSH PUPILS WHO DO NOT SPEAK WELSH AT HOME SIGNIFICANTLY UNDERACHIEVE PUPILS WHO DO SPEAK WELSH AT HOME IN ATTAINING LEVEL5+

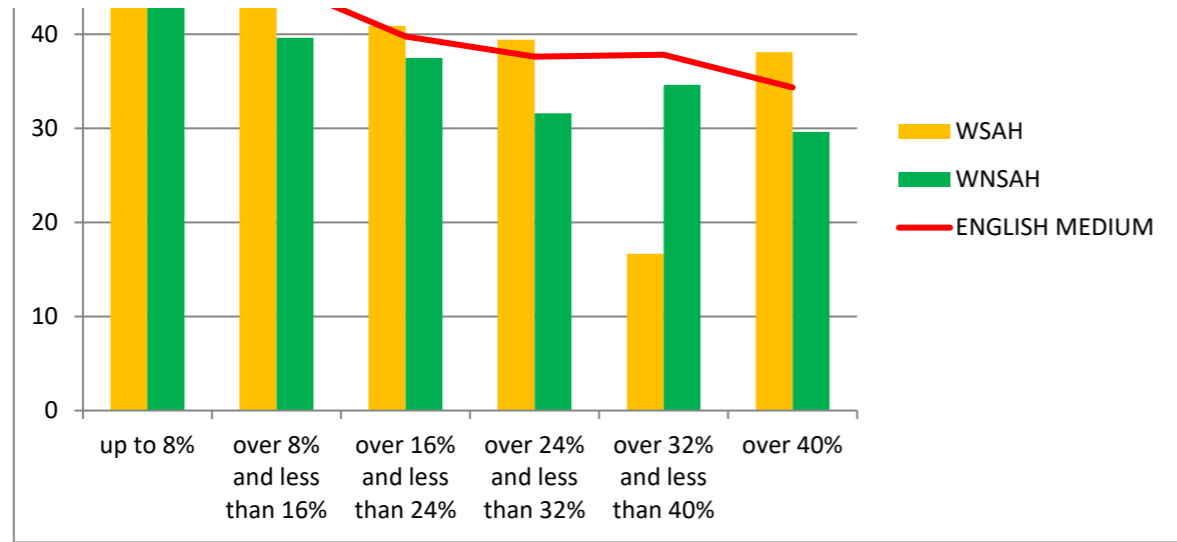
PUPILS NOT ELIGIBLE FOR FREE SCHOOL MEALS WHO DO NOT SPEAK WELSH AT HOME WOULD BE MORE LIKELY TO REACH THEIR POTENTIAL IN AN ENGLISH MEDIUM SCHOOL.

	up to 8%	over 8% and less than 16%	over 16% and less than 24%	over 24% and less than 32%	over 32% and less than 40%	over 40%
ENGLISH						
WSAH	44	43	41	36	27	33
WNSAH	44	39	40	31	42	30
ENGLISH MEDIUM	54	46	40	38	38	34
% OF PUPILS IN COHORT WM	32	34	19	11	1	2
% OF PUPILS IN COHORT EM	19	22	18	18	11	12



	up to 8%	over 8% and less than 16%	over 16% and less than 24%	over 24% and less than 32%	over 32% and less than 40%	over 40%
MATHEMATICS						
WSAH	45	47	41	39	17	38
WNSAH	43	40	37	32	35	30
ENGLISH MEDIUM	53	46	40	38	38	34
% OF PUPILS IN COHORT WM	32	34	19	11	1	2
% OF PUPILS IN COHORT EM	19	22	18	18	11	12





SCIENCE	up to 8%	over 8% and less than 16%	over 16% and less than 24%	over 24% and less than 32%	over 32% and less than 40%	over 40%
WSAH	45	46	41	39	27	33
WNSAH	43	38	37	30	35	28
ENGLISH MEDIUM	55	47	41	38	37	34

% OF PUPILS IN COHORT WM

32

34

19

11

1

2

% OF PUPILS IN COHORT EM

19

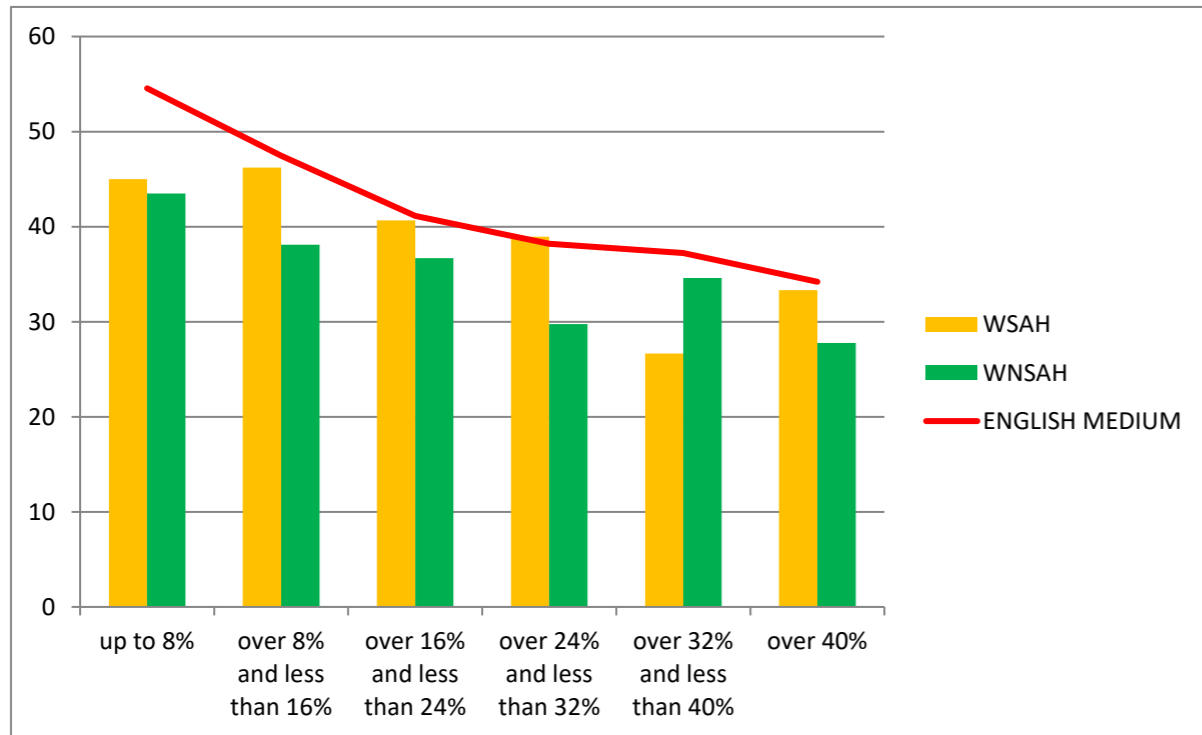
22

18

18

11

12



WELSH	up to 8%	over 8% and less than 16%	over 16% and less than 24%	over 24% and less than 32%	over 32% and less than 40%	over 40%
WSAH	48	47	40	36	23	31
WNSAH	34	27	34	21	27	12

% OF PUPILS IN COHORT WM

32

34

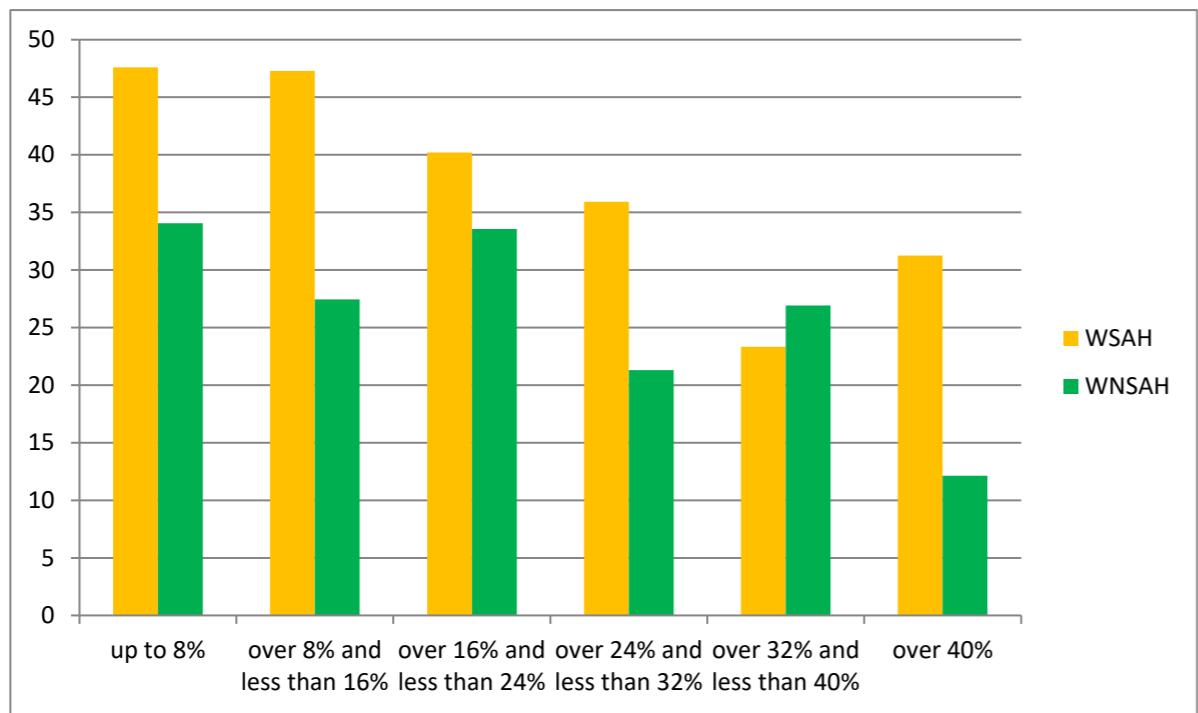
19

11

1

2





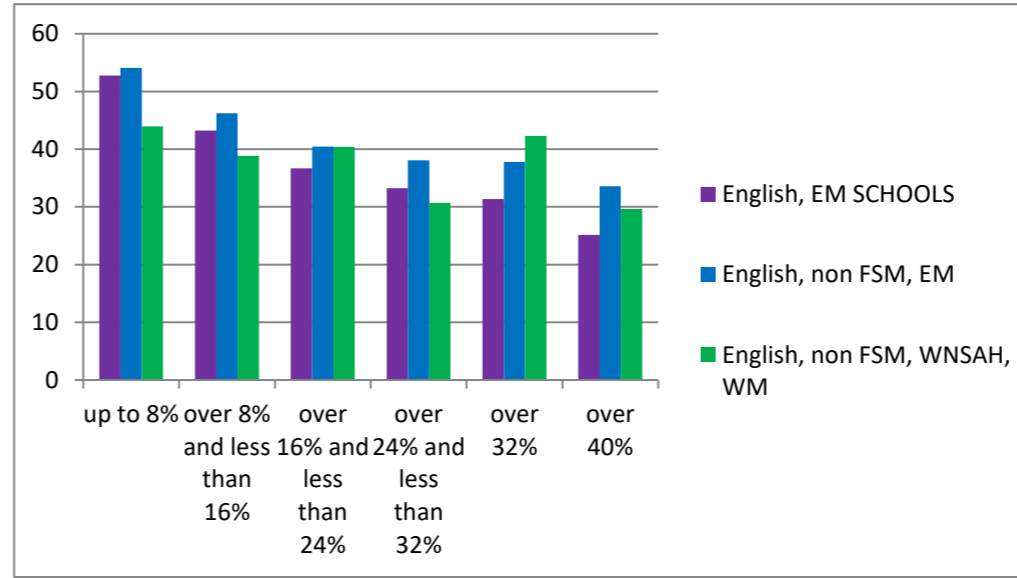
THE PERCENTAGE OF PUPILS WHO SPEAK WELSH AT HOME HAS BEEN STEADY AT ABOUT 48% SINCE 2012.  
 WHERE GROUPS OF SCHOOLS HAVE LOW% OF FSM ELIGIBLE PUPILS, WSAH PUPILS ARE AT THEIR HIGHEST %.

2014 KS2 ALL THOSE ASSESSED IN WELSH IN WELSH MEDIUM SCHOOLS.

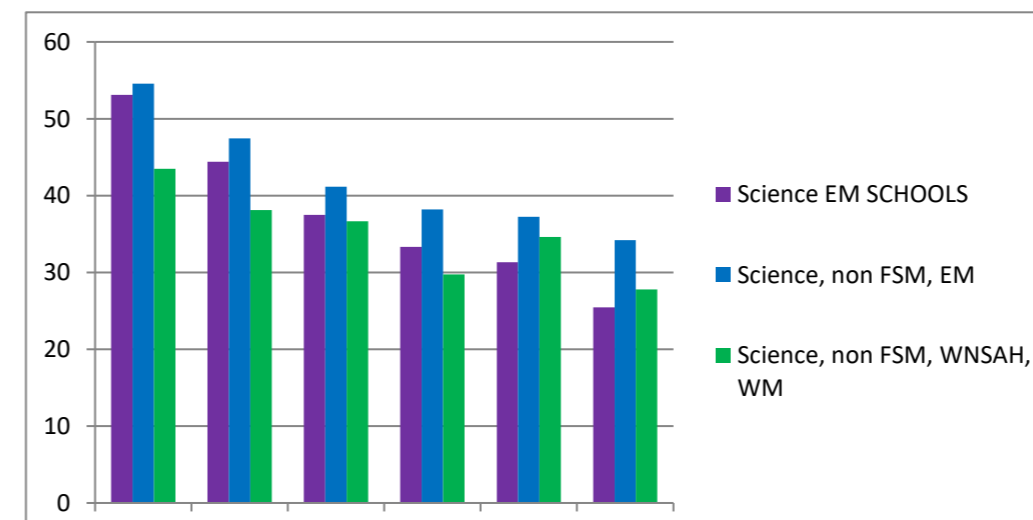
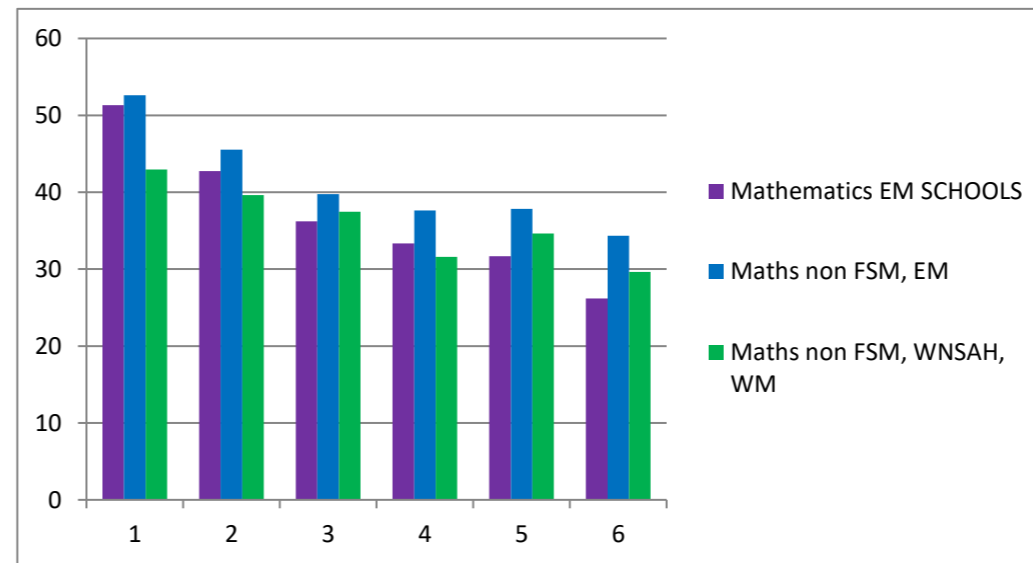
	up to 8%	over 8% and less than 16%	over 16% and less than 24%	over 24% and less than 32%	over 32% and less than 40%	over 40%	TOTAL	% OF ALL ASSESSED IN WELSH
WSAH	1202	810	418	206	30	16	2682	48
WNSAH	872	1064	590	305	26	33	2890	52
	2074	1874	1008	511	56	49	5572	
WSAH AS % OF TOTAL	58	43	41	40	54	33		
WNSAH AS % OF TOTAL	42	57	59	60	46	67		

COMPARISON OF WM , NON FSM PUPILS WHO DO NOT SPEAK WELSH AT HOME WITH EM SCHOOL PUPILS NON FSM AND WHOLE EM SCHOOL OUTCOMES.

	up to 8%	over 8% and less than 16%	over 16% and less than 24%	over 24% and less than 32%	over 32%	over 40%
English, EM SCHOOLS	53	43	37	33	31	25
English, non FSM, EM	54	46	40	38	38	34
English, non FSM, WNSAH, WM	44	39	40	31	42	30
Mathematics EM SCHOOLS	51	43	36	33	32	26
Maths non FSM, EM	53	46	40	38	38	34
Maths non FSM, WNSAH, WM	43	40	37	32	35	30
Science EM SCHOOLS	53	44	38	33	31	25
Science, non FSM, EM	55	47	41	38	37	34
Science, non FSM, WNSAH, WM	43	38	37	30	35	28
% pupils WNSAH, WM schools	30	38	20	10	1	2
number of WNSAH WM pupils	927	1188	615	326	26	54



	up to 8%	over 8% and less than 16%	over 16% and less than 24%	over 24% and less than 32%	over 32%	over 40%
English, EM SCHOOLS	53	43	37	33	31	25
English, non FSM, EM	54	46	40	38	38	34
English, non FSM, WNSAH, WM	44	39	40	31	42	30
% pupils WNSAH, WM schools	30	38	20	10	1	2
number of WNSAH WM pupils	927	1188	615	326	26	54
Mathematics EM SCHOOLS	51	43	36	33	32	26
Maths non FSM, EM	53	46	40	38	38	34
Maths non FSM, WNSAH, WM	43	40	37	32	35	30
% pupils WNSAH, WM schools	30	38	20	10	1	2
number of WNSAH WM pupils	927	1188	615	326	26	54
Science EM SCHOOLS	53	44	38	33	31	25
Science, non FSM, EM	55	47	41	38	37	34
Science, non FSM, WNSAH, WM	43	38	37	30	35	28
% pupils WNSAH, WM schools	30	38	20	10	1	2
number of WNSAH WM pupils	927	1188	615	326	26	54



1 2 3 4 5 6

**Key Stage 2, Welsh Medium Schools, 2014, Speak Welsh at Home**  
For pupils not eligible for free school meals only

**Cyfnod Allweddol 2, Ysgolion Cymraeg, 2014, Siarad Cymraeg yn y Cartref**

Disgyblion nad sy'n gymwys am Prydau Ysgolion am Ddim yn unig.  
Mae'r holl gwarteli wedi'u seilio ar y canran o ddisgyblion sy'n cyrraedd yn is na'r lefel disgwyliedig (<Level 4)

All benchmarks are based on the percentage of pupils achieving less than the expected level (<Level 4)

WELSH MEDIUM SCHOOLS: Schools with up to 8 per cent eligible for FSM				YSGOLION CYMRAEG: Ysgolion â hyd at 8 y cant yn gymwys i gael PYD							
	Number of Pupils Nifer y Disgyblion	Number of schools Nifer o ysgolion	Maximum Uchafswm	Upper Quartile Chwarterl Uchaf	Median Canolrif	Lower Quartile Chwarterl Isaf	Minimum Isafswm	Minimum Isafswm			
English	1,202	134	60	9	0	0	0	0	Saesneg		
Welsh First Language	1,200	134	50	9	0	0	0	0	Cymraeg Iaith Gyntaf		
Mathematics	1,202	134	50	10	0	0	0	0	Mathemateg		
Science	1,203	135	50	1	0	0	0	0	Gwyddoniaeth		
Core Subject Indicator	1,202	134	50	12	0	0	0	0	0 Bangosydd Pynciau Craidd		

WELSH MEDIUM SCHOOLS: Schools with over 8 per cent and up to 16 per cent eligible for FSM				YSGOLION CYMRAEG: Ysgolion â mwy na 8 y cant a hyd at 16 y cant yn gymwys i gael PYD							
	Number of Pupils Nifer y Disgyblion	Number of schools Nifer o ysgolion	Maximum Uchafswm	Upper Quartile Chwarterl Uchaf	Median Canolrif	Lower Quartile Chwarterl Isaf	Minimum Isafswm	Minimum Isafswm			
English	830	129	50	10	0	0	0	0	Saesneg		
Welsh First Language	809	126	57	9	0	0	0	0	Cymraeg Iaith Gyntaf		
Mathematics	829	128	50	10	0	0	0	0	Mathemateg		
Science	830	129	50	0	0	0	0	0	Gwyddoniaeth		
Core Subject Indicator	829	128	50	11	0	0	0	0	0 Bangosydd Pynciau Craidd		

WELSH MEDIUM SCHOOLS: Schools with over 16 per cent and up to 24 per cent eligible for FSM				YSGOLION CYMRAEG: Ysgolion â mwy na 16 y cant a hyd at 24 y cant yn gymwys i gael PYD							
	Number of Pupils Nifer y Disgyblion	Number of schools Nifer o ysgolion	Maximum Uchafswm	Upper Quartile Chwarterl Uchaf	Median Canolrif	Lower Quartile Chwarterl Isaf	Minimum Isafswm	Minimum Isafswm			
English	428	69	33	0	0	0	0	0	Saesneg		
Welsh First Language	417	67	33	10	0	0	0	0	Cymraeg Iaith Gyntaf		
Mathematics	428	69	67	7	0	0	0	0	Mathemateg		
Science	428	69	33	0	0	0	0	0	Gwyddoniaeth		
Core Subject Indicator	428	69	67	8	0	0	0	0	0 Bangosydd Pynciau Craidd		

WELSH MEDIUM SCHOOLS: Schools with over 24 per cent and up to 32 per cent eligible for FSM				YSGOLION CYMRAEG: Ysgolion â mwy na 24 y cant a hyd at 32 y cant yn gymwys i gael PYD							
	Number of Pupils Nifer y Disgyblion	Number of schools Nifer o ysgolion	Maximum Uchafswm	Upper Quartile Chwarterl Uchaf	Median Canolrif	Lower Quartile Chwarterl Isaf	Minimum Isafswm	Minimum Isafswm			
English	208	36	50	14	0	0	0	0	Saesneg		
Welsh First Language	205	35	50	11	0	0	0	0	Cymraeg Iaith Gyntaf		
Mathematics	207	35	50	8	0	0	0	0	Mathemateg		
Science	207	35	50	9	0	0	0	0	Gwyddoniaeth		
Core Subject Indicator	207	35	50	12	0	0	0	0	0 Bangosydd Pynciau Craidd		

WELSH MEDIUM SCHOOLS: Schools with over 32 per cent and up to 40 per cent eligible for FSM				YSGOLION CYMRAEG: Ysgolion â mwy na 32 y cant a hyd at 40 y cant yn gymwys i gael PYD							
	Number of Pupils Nifer y Disgyblion	Number of schools Nifer o ysgolion	Maximum Uchafswm	Upper Quartile Chwarterl Uchaf	Median Canolrif	Lower Quartile Chwarterl Isaf	Minimum Isafswm	Minimum Isafswm			
English	30	8	29	0	0	0	0	0	Saesneg		
Welsh First Language	30	8	50	4	0	0	0	0	Cymraeg Iaith Gyntaf		
Mathematics	30	8	25	4	0	0	0	0	Mathemateg		
Science	30	8	14	0	0	0	0	0	Gwyddoniaeth		
Core Subject Indicator	30	8	25	4	0	0	0	0	0 Bangosydd Pynciau Craidd		

WELSH MEDIUM SCHOOLS: Schools with over 40 per cent eligible for FSM				YSGOLION CYMRAEG: Ysgolion â mwy na 40 y cant yn gymwys i gael PYD							
	Number of Pupils Nifer y Disgyblion	Number of schools Nifer o ysgolion	Maximum Uchafswm	Upper Quartile Chwarterl Uchaf	Median Canolrif	Lower Quartile Chwarterl Isaf	Minimum Isafswm	Minimum Isafswm			
English	21	5	50	9	0	0	0	0	Saesneg		
Welsh First Language	16	3	50	42	33	21	9	0	Cymraeg Iaith Gyntaf		
Mathematics	21	5	50	18	0	0	0	0	Mathemateg		
Science	21	5	50	9	0	0	0	0	Gwyddoniaeth		
Core Subject Indicator	21	5	50	18	0	0	0	0	0 Bangosydd Pynciau Craidd		

ALL WELSH MEDIUM PRIMARY SCHOOLS				POB YSGOL GYNRADD CYMRAEG							
	Number of Pupils Nifer y Disgyblion	Number of schools Nifer o ysgolion	Maximum Uchafswm	Upper Quartile Chwarterl Uchaf	Median Canolrif	Lower Quartile Chwarterl Isaf	Minimum Isafswm	Minimum Isafswm			
English	2,719	381	60	9	0	0	0	0	Saesneg		
Welsh First Language	2,677	373	57	9	0	0	0	0	Cymraeg Iaith Gyntaf		
Mathematics	2,717	379	67	9	0	0	0	0	Mathemateg		
Science	2,719	381	50	0	0	0	0	0	Gwyddoniaeth		
Core Subject Indicator	2,717	379	67	11	0	0	0	0	0 Bangosydd Pynciau Craidd		

**Key Stage 2, Welsh Medium Schools, 2014, No Welsh Spoken At Home**  
For pupils not eligible for free school meals only

**Cyfnod Allweddol 2, Ysgolion Cymraeg, 2014, Ddim yn Siarad Cymraeg yn y Cartref**  
Disgyblion nad sy'n gymwys am Prydau Ysgolion am Ddim yn unig.

Mae'r holl gwarteli wedi'u seilio ar y canran o ddisgyblion sy'n cyrraedd yn is na'r lefel disgwylidig (<Lefel 4)

All benchmarks are based on the percentage of pupils achieving less than the expected level (<Level 4)

WELSH MEDIUM SCHOOLS: Schools with up to 8 per cent eligible for FSM				YSGOLION CYMRAEG: Ysgolion â hyd at 8 y cant yn gymwys i gael PYD								
	Number of Pupils Nifer y Disgyblion	Number of schools Nifer o ysgolion	Maximum Uchafswm		Upper Quartile Chwartel Uchaf		Median Canolrif		Lower Quartile Chwartel Isaf		Minimum Isafswm	
English	927	123	67		6		0		0		0	Saesneg
Welsh First Language	868	120	67		14		0		0		0	Cymraeg Iaith Gyntaf
Mathematics	927	123	67		9		0		0		0	Mathemateg
Science	928	124	67		5		0		0		0	Gwyddoniaeth
Core Subject Indicator	926	122	67		13		0		0		0	0 Bangosydd Pynciau Craidd

WELSH MEDIUM SCHOOLS: Schools with over 8 per cent and up to 16 per cent eligible for FSM				YSGOLION CYMRAEG: Ysgolion â mwy na 8 y cant a hyd at 16 y cant yn gymwys i gael PYD								
	Number of Pupils Nifer y Disgyblion	Number of schools Nifer o ysgolion	Maximum Uchafswm		Upper Quartile Chwartel Uchaf		Median Canolrif		Lower Quartile Chwartel Isaf		Minimum Isafswm	
English	1,188	127	50		9		0		0		0	Saesneg
Welsh First Language	1,063	122	67		16		0		0		0	Cymraeg Iaith Gyntaf
Mathematics	1,187	126	50		11		0		0		0	Mathemateg
Science	1,188	127	50		7		0		0		0	Gwyddoniaeth
Core Subject Indicator	1,187	126	50		13		3		0		0	0 Bangosydd Pynciau Craidd

WELSH MEDIUM SCHOOLS: Schools with over 16 per cent and up to 24 per cent eligible for FSM				YSGOLION CYMRAEG: Ysgolion â mwy na 16 y cant a hyd at 24 y cant yn gymwys i gael								
	Number of Pupils Nifer y Disgyblion	Number of schools Nifer o ysgolion	Maximum Uchafswm		Upper Quartile Chwartel Uchaf		Median Canolrif		Lower Quartile Chwartel Isaf		Minimum Isafswm	
English	615	66	50		18		5		0		0	Saesneg
Welsh First Language	582	64	50		23		7		0		0	Cymraeg Iaith Gyntaf
Mathematics	615	66	50		15		0		0		0	Mathemateg
Science	615	66	50		10		0		0		0	Gwyddoniaeth
Core Subject Indicator	615	66	50		20		7		0		0	0 Bangosydd Pynciau Craidd

WELSH MEDIUM SCHOOLS: Schools with over 24 per cent and up to 32 per cent eligible for FSM				YSGOLION CYMRAEG: Ysgolion â mwy na 24 y cant a hyd at 32 y cant yn gymwys i gael								
	Number of Pupils Nifer y Disgyblion	Number of schools Nifer o ysgolion	Maximum Uchafswm		Upper Quartile Chwartel Uchaf		Median Canolrif		Lower Quartile Chwartel Isaf		Minimum Isafswm	
English	326	41	33		13		0		0		0	Saesneg
Welsh First Language	305	40	50		20		8		0		0	Cymraeg Iaith Gyntaf
Mathematics	326	41	50		14		0		0		0	Mathemateg
Science	326	41	50		5		0		0		0	Gwyddoniaeth
Core Subject Indicator	326	41	50		17		0		0		0	0 Bangosydd Pynciau Craidd

WELSH MEDIUM SCHOOLS: Schools with over 32 per cent and up to 40 per cent eligible for FSM				YSGOLION CYMRAEG: Ysgolion â mwy na 32 y cant a hyd at 40 y cant yn gymwys i gael								
	Number of Pupils Nifer y Disgyblion	Number of schools Nifer o ysgolion	Maximum Uchafswm		Upper Quartile Chwartel Uchaf		Median Canolrif		Lower Quartile Chwartel Isaf		Minimum Isafswm	
English	26	9	50		25		0		0		0	Saesneg
Welsh First Language	23	8	50		10		0		0		0	Cymraeg Iaith Gyntaf
Mathematics	26	9	33		0		0		0		0	Mathemateg
Science	26	9	33		0		0		0		0	Gwyddoniaeth
Core Subject Indicator	26	9	33		0		0		0		0	0 Bangosydd Pynciau Craidd

WELSH MEDIUM SCHOOLS: Schools with over 40 per cent eligible for FSM				YSGOLION CYMRAEG: Ysgolion â mwy na 40 y cant yn gymwys i gael PYD								
	Number of Pupils Nifer y Disgyblion	Number of schools Nifer o ysgolion	Maximum Uchafswm		Upper Quartile Chwartel Uchaf		Median Canolrif		Lower Quartile Chwartel Isaf		Minimum Isafswm	
English	54	8	25		17		12		0		0	Saesneg
Welsh First Language	33	5	36		18		17		0		0	Cymraeg Iaith Gyntaf
Mathematics	54	8	25		17		15		0		0	Mathemateg
Science	54	8	25		17		15		0		0	Gwyddoniaeth
Core Subject Indicator	54	8	25		17		15		0		0	0 Bangosydd Pynciau Craidd

ALL WELSH MEDIUM PRIMARY SCHOOLS				POB YSGOL GYNRADD CYMRAEG								
	Number of Pupils Nifer y Disgyblion	Number of schools Nifer o ysgolion	Maximum Uchafswm		Upper Quartile Chwartel Uchaf		Median Canolrif		Lower Quartile Chwartel Isaf		Minimum Isafswm	
English	3,136	374	67		10		0		0		0	Saesneg
Welsh First Language	2,874	359	67		18		0		0		0	Cymraeg Iaith Gyntaf
Mathematics	3,135	373	67		11		0		0		0	Mathemateg
Science	3,137	375	67		7		0		0		0	Gwyddoniaeth
Core Subject Indicator	3,134	372	67		15		0		0		0	0 Bangosydd Pynciau Craidd

**Key Stage 2, English Medium Schools, 2014**

For pupils not eligible for free school meals only

**Cyfnod Allweddol 2, Ysgolion Saesneg, 2014**

Disgyblion nad sy'n gymwys am Prydau Ysgolion am Ddim yn unig.  
Mae'r holl gwarteli wedi'u seilio ar y canran o ddisgyblion sy'n cyrraedd yn is na'r lefel disgwyliedig (<Lefel 4)

All benchmarks are based on the percentage of pupils achieving **less** than the expected level (<Level 4)

ENGLISH MEDIUM SCHOOLS: Schools with up to 8 per cent eligible for FSM						YSGOLION SAESNEG: Ysgolion â hyd at 8 y cant yn gymwys i gael PYD							
	Number of Pupils Nifer y Disgyblion		Number of schools Nifer o ysgolion	Maximum Uchafswm		Upper Quartile Chwarterel Uchaf		Median Canolrif		Lower Quartile Chwarterel Isaf		Minimum Isafswm	
English	4,370		167	33		7		3		0		0	Saesneg
Mathematics	4,370		167	33		7		3		0		0	Mathemateg
Science	4,370		167	33		5		0		0		0	Gwyddoniaeth
Core Subject Indicator	4,370		167	33		9		5		0		0	0 Bangosydd Pynciau Craidd

ENGLISH MEDIUM SCHOOLS: Schools with over 8 per cent and less than 16 per cent eligible for FSM						YSGOLION SAESNEG: Ysgolion â mwy na 8 y cant a hyd at 16 y cant yn gymwys i gael PYD							
	Number of Pupils Nifer y Disgyblion		Number of schools Nifer o ysgolion	Maximum Uchafswm		Upper Quartile Chwarterel Uchaf		Median Canolrif		Lower Quartile Chwarterel Isaf		Minimum Isafswm	
English	4,641		190	50		9		4		0		0	Saesneg
Mathematics	4,641		190	50		9		4		0		0	Mathemateg
Science	4,641		190	50		7		3		0		0	Gwyddoniaeth
Core Subject Indicator	4,641		190	50		12		6		0		0	0 Bangosydd Pynciau Craidd

ENGLISH MEDIUM SCHOOLS: Schools with over 16 per cent and less than 24 per cent eligible for FSM						YSGOLION SAESNEG: Ysgolion â mwy na 16 y cant a hyd at 24 y cant yn gymwys i gael PYD							
	Number of Pupils Nifer y Disgyblion		Number of schools Nifer o ysgolion	Maximum Uchafswm		Upper Quartile Chwarterel Uchaf		Median Canolrif		Lower Quartile Chwarterel Isaf		Minimum Isafswm	
English	3,576		145	44		11		7		0		0	Saesneg
Mathematics	3,576		145	33		11		7		0		0	Mathemateg
Science	3,576		145	44		9		4		0		0	Gwyddoniaeth
Core Subject Indicator	3,576		145	44		13		9		4		0	0 Bangosydd Pynciau Craidd

ENGLISH MEDIUM SCHOOLS: Schools with over 24 per cent and less than 32 per cent eligible for FSM						YSGOLION SAESNEG: Ysgolion â mwy na 24 y cant a hyd at 32 y cant yn gymwys i gael PYD							
	Number of Pupils Nifer y Disgyblion		Number of schools Nifer o ysgolion	Maximum Uchafswm		Upper Quartile Chwarterel Uchaf		Median Canolrif		Lower Quartile Chwarterel Isaf		Minimum Isafswm	
English	3,193		143	50		16		10		5		0	Saesneg
Mathematics	3,193		143	50		15		10		5		0	Mathemateg
Science	3,193		143	39		14		8		4		0	Gwyddoniaeth
Core Subject Indicator	3,193		143	50		19		13		6		0	0 Bangosydd Pynciau Craidd

ENGLISH MEDIUM SCHOOLS: Schools with over 32 per cent and less than 40 per cent eligible for FSM						YSGOLION SAESNEG: Ysgolion â mwy na 32 y cant a hyd at 40 y cant yn gymwys i gael PYD							
	Number of Pupils Nifer y Disgyblion		Number of schools Nifer o ysgolion	Maximum Uchafswm		Upper Quartile Chwarterel Uchaf		Median Canolrif		Lower Quartile Chwarterel Isaf		Minimum Isafswm	
English	1,880		93	40		15		10		6		0	Saesneg
Mathematics	1,880		93	40		16		9		5		0	Mathemateg
Science	1,880		93	40		14		8		3		0	Gwyddoniaeth
Core Subject Indicator	1,880		93	40		19		12		8		0	0 Bangosydd Pynciau Craidd

ENGLISH MEDIUM SCHOOLS: Schools with over 40 per cent eligible for FSM						YSGOLION SAESNEG: Ysgolion â mwy na 40 y cant yn gymwys i gael PYD							
	Number of Pupils Nifer y Disgyblion		Number of schools Nifer o ysgolion	Maximum Uchafswm		Upper Quartile Chwarterel Uchaf		Median Canolrif		Lower Quartile Chwarterel Isaf		Minimum Isafswm	
English	1,532		119	67		25		15		6		0	Saesneg
Mathematics	1,532		119	67		25		13		0		0	Mathemateg
Science	1,532		119	67		23		13		0		0	Gwyddoniaeth
Core Subject Indicator	1,532		119	67		29		20		8		0	0 Bangosydd Pynciau Craidd

ALL ENGLISH MEDIUM PRIMARY SCHOOLS						POB YSGOL GYNRADD SAESNEG							
	Number of Pupils Nifer y Disgyblion		Number of schools Nifer o ysgolion	Maximum Uchafswm		Upper Quartile Chwarterel Uchaf		Median Canolrif		Lower Quartile Chwarterel Isaf		Minimum Isafswm	
English	19,192		857	67		13		1		0		0	Saesneg
Mathematics	19,192		857	67		13		7		0		0	Mathemateg
Science	19,192		857	67		11		5		0		0	Gwyddoniaeth
Core Subject Indicator	19,192		857	67		17		9		3		0	0 Bangosydd Pynciau Craidd

**Key Stage 2: SUMMARY TABLES, 2014**

**Cyfnod Allweddol 2: TABLAU CRYNODEB, 2014**

These tables show the average performance by subject, and by FSM band for pupils not eligible for free school meals only.

Mae'r tablau yma'n dangos y perfformiad cyfartalog yn ôl pwnc, ac yn ôl grŵp PYD, am disgyblion nad sy'n gymwys am prydau ysgolion am ddim yn unig.

**WELSH MEDIUM SCHOOLS - Welsh Spoken At Home**

**YSGOLION CYMRAEG - Siarad Cymraeg yn y Cartref**

	FSM Band/ Band PYD						ALL WELSH MEDIUM SCHOOLS POB YSGOL GYNRADD GYMRAEG	
	up to 8%	over 8% and less than 16%	over 16% and less than 24%	over 24% and less than 32%	over 32% and less than 40%	over 40%		
	hyd at 8%	mwy na 8% a hyd at 16%	mwy na 16% a hyd at 24%	mwy na 24% a hyd at 32%	mwy na 32% a hyd at 40%	mwy na 40%		
English	6	7	7	10	7	10	7	Saesneg
Welsh First Language	6	7	7	9	7	19	7	Cymraeg Iaith Gyntaf
Mathematics	6	6	6	8	7	14	6	Mathemateg
Science	4	5	5	8	3	10	5	Gwyddoniaeth
Core Subject Indicator	8	8	8	10	7	14	8	Dangosydd Pynciau Craidd

**WELSH MEDIUM SCHOOLS - Welsh Not Spoken At Home**

**YSGOLION CYMRAEG - Ddim yn Siarad Cymraeg yn y Cartref**

	FSM Band/ Band PYD						ALL WELSH MEDIUM SCHOOLS POB YSGOL GYNRADD GYMRAEG	
	up to 8%	over 8% and less than 16%	over 16% and less than 24%	over 24% and less than 32%	over 32% and less than 40%	over 40%		
	hyd at 8%	mwy na 8% a hyd at 16%	mwy na 16% a hyd at 24%	mwy na 24% a hyd at 32%	mwy na 32% a hyd at 40%	mwy na 40%		
English	6	7	9	8	12	13	7	Saesneg
Welsh First Language	9	10	12	12	17	24	10	Cymraeg Iaith Gyntaf
Mathematics	7	7	8	8	8	15	7	Mathemateg
Science	5	5	7	6	8	15	6	Gwyddoniaeth
Core Subject Indicator	8	10	11	10	8	15	10	Dangosydd Pynciau Craidd

**ENGLISH MEDIUM SCHOOLS**

**YSGOLION SAESNEG**

	FSM Band/ Band PYD						ALL ENGLISH MEDIUM SCHOOLS POB YSGOL GYNRADD SAESNEG	
	up to 8%	over 8% and less than 16%	over 16% and less than 24%	over 24% and less than 32%	over 32% and less than 40%	over 40%		
	hyd at 8%	mwy na 8% a hyd at 16%	mwy na 16% a hyd at 24%	mwy na 24% a hyd at 32%	mwy na 32% a hyd at 40%	mwy na 40%		
English	4	6	8	11	12	17	8	Saesneg
Mathematics	4	6	7	10	12	15	8	Mathemateg
Science	3	5	6	9	10	14	7	Gwyddoniaeth
Core Subject Indicator	6	8	10	13	14	19	10	Dangosydd Pynciau Craidd



**Key Stage 2, Welsh Medium Schools, 2014, Speak Welsh at Home**  
For pupils not eligible for free school meals only

**Cyfnod Allweddol 2, Ysgolion Cymraeg, 2014 - Siarad Cymraeg yn y Cartref**  
Disgyblion nad sy'n gymwys am Prydau Ysgolion am Ddim yn unig.  
Mae'r holl gwarteli wedi'u seilio ar y canran o ddisgyblion sy'n cyraedd y lefel disgywliedig (Lefel 4+)

All benchmarks are based on the percentage of pupils achieving the expected level or above (Level 4+)

WELSH MEDIUM SCHOOLS: Schools with up to 8 per cent eligible for FSM				YSGOLION CYMRAEG: Ysgolion â hyd at 8 y cant yn gymwys i gael PYD			
	Number of Pupils Nifer y Disgyblion	Number of schools Nifer o ysgolion	Minimum Isafswm	Lower Quartile Chwarterel Isaf	Median Canolrif	Upper Quartile Chwarterel Uchaf	Maximum Uchafswm
English	1,202	134	40	91	100	100	Saesneg
Welsh First Language	1,200	134	50	91	100	100	Cymraeg Iaith Gyntaf
Mathematics	1,202	134	50	90	100	100	Mathemateg
Science	1,203	135	50	99	100	100	Gwyddoniaeth
Core Subject Indicator	1,202	134	50	88	100	100	hangosydd Pynciau Craidd

WELSH MEDIUM SCHOOLS: Schools with over 8 per cent and up to 16 per cent eligible for FSM				YSGOLION CYMRAEG: Ysgolion â mwy na 8 y cant a hyd at 16 y cant yn gymwys i gael PYD			
	Number of Pupils Nifer y Disgyblion	Number of schools Nifer o ysgolion	Minimum Isafswm	Lower Quartile Chwarterel Isaf	Median Canolrif	Upper Quartile Chwarterel Uchaf	Maximum Uchafswm
English	830	129	50	90	100	100	Saesneg
Welsh First Language	809	126	43	91	100	100	Cymraeg Iaith Gyntaf
Mathematics	829	128	50	90	100	100	Mathemateg
Science	830	129	50	100	100	100	Gwyddoniaeth
Core Subject Indicator	829	128	50	89	100	100	hangosydd Pynciau Craidd

WELSH MEDIUM SCHOOLS: Schools with over 16 per cent and up to 24 per cent eligible for FSM				YSGOLION CYMRAEG: Ysgolion â mwy na 16 y cant a hyd at 24 y cant yn gymwys i gael PYD			
	Number of Pupils Nifer y Disgyblion	Number of schools Nifer o ysgolion	Minimum Isafswm	Lower Quartile Chwarterel Isaf	Median Canolrif	Upper Quartile Chwarterel Uchaf	Maximum Uchafswm
English	428	69	67	100	100	100	Saesneg
Welsh First Language	417	67	67	90	100	100	Cymraeg Iaith Gyntaf
Mathematics	428	69	33	93	100	100	Mathemateg
Science	428	69	67	100	100	100	Gwyddoniaeth
Core Subject Indicator	428	69	33	92	100	100	hangosydd Pynciau Craidd

WELSH MEDIUM SCHOOLS: Schools with over 24 per cent and up to 32 per cent eligible for FSM				YSGOLION CYMRAEG: Ysgolion â mwy na 24 y cant a hyd at 32 y cant yn gymwys i gael PYD			
	Number of Pupils Nifer y Disgyblion	Number of schools Nifer o ysgolion	Minimum Isafswm	Lower Quartile Chwarterel Isaf	Median Canolrif	Upper Quartile Chwarterel Uchaf	Maximum Uchafswm
English	208	36	50	86	100	100	Saesneg
Welsh First Language	205	35	50	89	100	100	Cymraeg Iaith Gyntaf
Mathematics	207	35	50	92	100	100	Mathemateg
Science	207	35	50	91	100	100	Gwyddoniaeth
Core Subject Indicator	207	35	50	88	100	100	hangosydd Pynciau Craidd

WELSH MEDIUM SCHOOLS: Schools with over 32 per cent and up to 40 per cent eligible for FSM				YSGOLION CYMRAEG: Ysgolion â mwy na 32 y cant a hyd at 40 y cant yn gymwys i gael PYD			
	Number of Pupils Nifer y Disgyblion	Number of schools Nifer o ysgolion	Minimum Isafswm	Lower Quartile Chwarterel Isaf	Median Canolrif	Upper Quartile Chwarterel Uchaf	Maximum Uchafswm
English	30	8	71	100	100	100	Saesneg
Welsh First Language	30	8	50	96	100	100	Cymraeg Iaith Gyntaf
Mathematics	30	8	75	96	100	100	Mathemateg
Science	30	8	86	100	100	100	Gwyddoniaeth
Core Subject Indicator	30	8	75	96	100	100	hangosydd Pynciau Craidd

WELSH MEDIUM SCHOOLS: Schools with over 40 per cent eligible for FSM				YSGOLION CYMRAEG: Ysgolion â mwy na 40 y cant yn gymwys i gael PYD			
	Number of Pupils Nifer y Disgyblion	Number of schools Nifer o ysgolion	Minimum Isafswm	Lower Quartile Chwarterel Isaf	Median Canolrif	Upper Quartile Chwarterel Uchaf	Maximum Uchafswm
English	21	5	50	91	100	100	Saesneg
Welsh First Language	16	3	50	58	67	79	Cymraeg Iaith Gyntaf
Mathematics	21	5	50	82	100	100	Mathemateg
Science	21	5	50	91	100	100	Gwyddoniaeth
Core Subject Indicator	21	5	50	82	100	100	hangosydd Pynciau Craidd

ALL WELSH MEDIUM PRIMARY SCHOOLS				POB YSGOL GYNRADD CYMRAEG			
	Number of Pupils Nifer y Disgyblion	Number of schools Nifer o ysgolion	Minimum Isafswm	Lower Quartile Chwarterel Isaf	Median Canolrif	Upper Quartile Chwarterel Uchaf	Maximum Uchafswm
English	2,719	381	40	91	100	100	Saesneg
Welsh First Language	2,677	373	43	91	100	100	Cymraeg Iaith Gyntaf
Mathematics	2,717	379	33	91	100	100	Mathemateg
Science	2,719	381	50	100	100	100	Gwyddoniaeth
Core Subject Indicator	2,717	379	33	89	100	100	hangosydd Pynciau Craidd

**Key Stage 2, Welsh Medium Schools, 2014, No Welsh Spoken At Home**  
For pupils not eligible for free school meals only

**Cyfnod Allweddol 2, Ysgolion Cymraeg, 2014, ddim yn Siarad Cymraeg yn y Cartref**  
Disgyblion nad sy'n gymwys am Prydau Ysgolion am Ddim yn unig.

All benchmarks are based on the percentage of pupils achieving the expected level or above (Level 4+)

Mae'r holl gwarteli wedi'u seilio ar y canran o ddisgyblion sy'n cyrraedd y lefel disgwyliedig (Lefel 4+)

WELSH MEDIUM SCHOOLS: Schools with up to 8 per cent eligible for FSM				YSGOLION CYMRAEG: Ysgolion â hyd at 8 y cant yn gymwys i gael PYD							
	Number of Pupils Nifer y Disgyblion	Number of schools Nifer o ysgolion	Minimum Isafswm	Lower Quartile Chwartel Isaf	Median Canolrif	Upper Quartile Chwartel Uchaf	Maximum Uchafswm				
English	927	123	33	94	100	100	100				Saesneg
Welsh First Language	868	120	33	86	100	100	100				Cymraeg Iaith Gyntaf
Mathematics	927	123	33	91	100	100	100				Mathemateg
Science	928	124	33	95	100	100	100				Gwyddoniaeth
Core Subject Indicator	926	122	33	88	100	100	100				Bangosydd Pynciau Craidd

WELSH MEDIUM SCHOOLS: Schools with over 8 per cent and up to 16 per cent eligible for FSM				YSGOLION CYMRAEG: Ysgolion â mwy na 8 y cant a hyd at 16 y cant yn gymwys i gael PYD							
	Number of Pupils Nifer y Disgyblion	Number of schools Nifer o ysgolion	Minimum Isafswm	Lower Quartile Chwartel Isaf	Median Canolrif	Upper Quartile Chwartel Uchaf	Maximum Uchafswm				
English	1,188	127	50	91	100	100	100				Saesneg
Welsh First Language	1,063	122	33	84	100	100	100				Cymraeg Iaith Gyntaf
Mathematics	1,187	126	50	89	100	100	100				Mathemateg
Science	1,188	127	50	93	100	100	100				Gwyddoniaeth
Core Subject Indicator	1,187	126	50	87	97	100	100				Bangosydd Pynciau Craidd

WELSH MEDIUM SCHOOLS: Schools with over 16 per cent and up to 24 per cent eligible for FSM				YSGOLION CYMRAEG: Ysgolion â mwy na 16 y cant a hyd at 24 y cant yn gymwys i gael							
	Number of Pupils Nifer y Disgyblion	Number of schools Nifer o ysgolion	Minimum Isafswm	Lower Quartile Chwartel Isaf	Median Canolrif	Upper Quartile Chwartel Uchaf	Maximum Uchafswm				
English	615	66	50	82	95	100	100				Saesneg
Welsh First Language	582	64	50	77	93	100	100				Cymraeg Iaith Gyntaf
Mathematics	615	66	50	85	100	100	100				Mathemateg
Science	615	66	50	90	100	100	100				Gwyddoniaeth
Core Subject Indicator	615	66	50	80	93	100	100				Bangosydd Pynciau Craidd

WELSH MEDIUM SCHOOLS: Schools with over 24 per cent and up to 32 per cent eligible for FSM				YSGOLION CYMRAEG: Ysgolion â mwy na 24 y cant a hyd at 32 y cant yn gymwys i gael							
	Number of Pupils Nifer y Disgyblion	Number of schools Nifer o ysgolion	Minimum Isafswm	Lower Quartile Chwartel Isaf	Median Canolrif	Upper Quartile Chwartel Uchaf	Maximum Uchafswm				
English	326	41	67	88	100	100	100				Saesneg
Welsh First Language	305	40	50	80	93	100	100				Cymraeg Iaith Gyntaf
Mathematics	326	41	50	86	100	100	100				Mathemateg
Science	326	41	50	95	100	100	100				Gwyddoniaeth
Core Subject Indicator	326	41	50	83	100	100	100				Bangosydd Pynciau Craidd

WELSH MEDIUM SCHOOLS: Schools with over 32 per cent and up to 40 per cent eligible for FSM				YSGOLION CYMRAEG: Ysgolion â mwy na 32 y cant a hyd at 40 y cant yn gymwys i gael							
	Number of Pupils Nifer y Disgyblion	Number of schools Nifer o ysgolion	Minimum Isafswm	Lower Quartile Chwartel Isaf	Median Canolrif	Upper Quartile Chwartel Uchaf	Maximum Uchafswm				
English	26	9	50	75	100	100	100				Saesneg
Welsh First Language	23	8	50	90	100	100	100				Cymraeg Iaith Gyntaf
Mathematics	26	9	67	100	100	100	100				Mathemateg
Science	26	9	67	100	100	100	100				Gwyddoniaeth
Core Subject Indicator	26	9	67	100	100	100	100				Bangosydd Pynciau Craidd

WELSH MEDIUM SCHOOLS: Schools with over 40 per cent eligible for FSM				YSGOLION CYMRAEG: Ysgolion â mwy na 40 y cant yn gymwys i gael PYD							
	Number of Pupils Nifer y Disgyblion	Number of schools Nifer o ysgolion	Minimum Isafswm	Lower Quartile Chwartel Isaf	Median Canolrif	Upper Quartile Chwartel Uchaf	Maximum Uchafswm				
English	54	8	75	83	88	100	100				Saesneg
Welsh First Language	33	5	64	82	83	100	100				Cymraeg Iaith Gyntaf
Mathematics	54	8	75	83	85	100	100				Mathemateg
Science	54	8	75	83	85	100	100				Gwyddoniaeth
Core Subject Indicator	54	8	75	83	85	100	100				Bangosydd Pynciau Craidd

ALL WELSH MEDIUM PRIMARY SCHOOLS				POB YSGOL GYNRADD CYMRAEG							
	Number of Pupils Nifer y Disgyblion	Number of schools Nifer o ysgolion	Minimum Isafswm	Lower Quartile Chwartel Isaf	Median Canolrif	Upper Quartile Chwartel Uchaf	Maximum Uchafswm				
English	3,136	374	33	90	100	100	100				Saesneg
Welsh First Language	2,874	359	33	82	100	100	100				Cymraeg Iaith Gyntaf
Mathematics	3,135	373	33	89	100	100	100				Mathemateg
Science	3,137	375	33	93	100	100	100				Gwyddoniaeth
Core Subject Indicator	3,134	372	33	85	100	100	100				Bangosydd Pynciau Craidd

**Key Stage 2, English Medium Schools, 2014**

For pupils not eligible for free school meals only

**Cyfnod Allweddol 2, Ysgolion Saesneg, 2014**

Disgyblion nad sy'n gymwys am Prydau Ysgolion am Ddim yn unig.  
Mae'r holl gwarteli wedi'u seilio ar y canran o ddisgyblion sy'n cyrraedd y lefel disgywliedig (Lefel 4+)

All benchmarks are based on the percentage of pupils achieving the expected level or above (Level 4+)

ENGLISH MEDIUM SCHOOLS: Schools with up to 8 per cent eligible for FSM				YSGOLION SAESNEG: Ysgolion â hyd at 8 y cant yn gymwys i gael PYD							
	Number of Pupils Nifer y Disgyblion	Number of schools Nifer o ysgolion	Minimum Isafswm	Lower Quartile Chwarter Isaf	Median Canolrif	Upper Quartile Chwarter Uchaf	Maximum Uchafswm				
English	4,370	167	67	93	97	100	100				Saesneg
Mathematics	4,370	167	75	93	97	100	100				Mathemateg
Science	4,370	167	33	95	100	100	100				Gwyddoniaeth
Core Subject Indicator	4,370	167	33	91	95	100	100				100 dangosydd Pynciau Craidd

ENGLISH MEDIUM SCHOOLS: Schools with over 8 per cent and less than 16 per cent eligible for FSM				YSGOLION SAESNEG: Ysgolion â mwy na 8 y cant a hyd at 16 y cant yn gymwys i gael PYD							
	Number of Pupils Nifer y Disgyblion	Number of schools Nifer o ysgolion	Minimum Isafswm	Lower Quartile Chwarter Isaf	Median Canolrif	Upper Quartile Chwarter Uchaf	Maximum Uchafswm				
English	4,641	190	50	91	96	100	100				Saesneg
Mathematics	4,641	190	50	91	96	100	100				Mathemateg
Science	4,641	190	50	93	97	100	100				Gwyddoniaeth
Core Subject Indicator	4,641	190	50	88	94	100	100				100 dangosydd Pynciau Craidd

ENGLISH MEDIUM SCHOOLS: Schools with over 16 per cent and less than 24 per cent eligible for FSM				YSGOLION SAESNEG: Ysgolion â mwy na 16 y cant a hyd at 24 y cant yn gymwys i gael							
	Number of Pupils Nifer y Disgyblion	Number of schools Nifer o ysgolion	Minimum Isafswm	Lower Quartile Chwarter Isaf	Median Canolrif	Upper Quartile Chwarter Uchaf	Maximum Uchafswm				
English	3,576	145	56	89	93	100	100				Saesneg
Mathematics	3,576	145	67	89	93	100	100				Mathemateg
Science	3,576	145	56	91	96	100	100				Gwyddoniaeth
Core Subject Indicator	3,576	145	56	87	91	96	100				100 dangosydd Pynciau Craidd

ENGLISH MEDIUM SCHOOLS: Schools with over 24 per cent and less than 32 per cent eligible for FSM				YSGOLION SAESNEG: Ysgolion â mwy na 24 y cant a hyd at 32 y cant yn gymwys i gael							
	Number of Pupils Nifer y Disgyblion	Number of schools Nifer o ysgolion	Minimum Isafswm	Lower Quartile Chwarter Isaf	Median Canolrif	Upper Quartile Chwarter Uchaf	Maximum Uchafswm				
English	3,193	143	50	84	90	95	100				Saesneg
Mathematics	3,193	143	50	85	90	95	100				Mathemateg
Science	3,193	143	61	86	92	96	100				Gwyddoniaeth
Core Subject Indicator	3,193	143	50	81	88	94	100				100 dangosydd Pynciau Craidd

ENGLISH MEDIUM SCHOOLS: Schools with over 32 per cent and less than 40 per cent eligible for FSM				YSGOLION SAESNEG: Ysgolion â mwy na 32 y cant a hyd at 40 y cant yn gymwys i gael							
	Number of Pupils Nifer y Disgyblion	Number of schools Nifer o ysgolion	Minimum Isafswm	Lower Quartile Chwarter Isaf	Median Canolrif	Upper Quartile Chwarter Uchaf	Maximum Uchafswm				
English	1,880	93	60	85	90	94	100				Saesneg
Mathematics	1,880	93	60	84	91	95	100				Mathemateg
Science	1,880	93	60	86	92	97	100				Gwyddoniaeth
Core Subject Indicator	1,880	93	60	81	88	92	100				100 dangosydd Pynciau Craidd

ENGLISH MEDIUM SCHOOLS: Schools with over 40 per cent eligible for FSM				YSGOLION SAESNEG: Ysgolion â mwy na 40 y cant yn gymwys i gael PYD							
	Number of Pupils Nifer y Disgyblion	Number of schools Nifer o ysgolion	Minimum Isafswm	Lower Quartile Chwarter Isaf	Median Canolrif	Upper Quartile Chwarter Uchaf	Maximum Uchafswm				
English	1,532	119	33	75	85	94	100				Saesneg
Mathematics	1,532	119	33	75	88	100	100				Mathemateg
Science	1,532	119	33	77	88	100	100				Gwyddoniaeth
Core Subject Indicator	1,532	119	33	71	80	92	100				100 dangosydd Pynciau Craidd

ALL ENGLISH MEDIUM PRIMARY SCHOOLS				POB YSGOL GYNRADD SAESNEG							
	Number of Pupils Nifer y Disgyblion	Number of schools Nifer o ysgolion	Minimum Isafswm	Lower Quartile Chwarter Isaf	Median Canolrif	Upper Quartile Chwarter Uchaf	Maximum Uchafswm				
English	19,192	857	33	87	93	100	100				Saesneg
Mathematics	19,192	857	33	88	93	100	100				Mathemateg
Science	19,192	857	33	89	95	100	100				Gwyddoniaeth
Core Subject Indicator	19,192	857	33	83	91	97	100				100 dangosydd Pynciau Craidd

**Key Stage 2: SUMMARY TABLES, 2014**

**Cyfnod Allweddol 2: TABLAU CRYNODEB, 2014**

These tables show the average performance by subject, and by FSM band for pupils not eligible for free school meals only.

Mae'r tablau yma'n dangos y perfformiad cyfartalog yn ôl pwnc, ac yn ôl grŵp PYD, am disgyblion nad sy'n gymwys am prydau ysgolion am ddim yn unig.

**WELSH MEDIUM SCHOOLS - Welsh Spoken At Home**

**YSGOLION CYMRAEG - Siarad Cymraeg yn y Cartref**

	FSM Band/ Band PYD						ALL WELSH MEDIUM SCHOOLS POB YSGOL GYNRADD CYMRAEG	
	up to 8%  hyd at 8%	over 8% and less than 16%  mwy na 8% a hyd at 16%	over 16% and less than 24%  mwy na 16% a hyd at 24%	over 24% and less than 32%  mwy na 24% a hyd at 32%	over 32% and less than 40%  mwy na 32% a hyd at 40%	over 40%  mwy na 40%		
English	94	93	93	90	93	90	93	Saesneg
Welsh First Language	94	93	93	91	93	81	93	Cymraeg Iaith Gyntaf
Mathematics	94	94	94	92	93	86	94	Mathemateg
Science	96	95	95	92	97	90	95	Gwyddoniaeth
Core Subject Indicator	92	92	92	90	93	86	92	Dangosydd Pynciau Craidd

**WELSH MEDIUM SCHOOLS - Welsh Not Spoken At Home**

**YSGOLION CYMRAEG - Ddim yn Siarad Cymraeg yn y Cartref**

	FSM Band/ Band PYD						ALL WELSH MEDIUM SCHOOLS POB YSGOL GYNRADD CYMRAEG	
	up to 8%  hyd at 8%	over 8% and less than 16%  mwy na 8% a hyd at 16%	over 16% and less than 24%  mwy na 16% a hyd at 24%	over 24% and less than 32%  mwy na 24% a hyd at 32%	over 32% and less than 40%  mwy na 32% a hyd at 40%	over 40%  mwy na 40%		
English	94	93	91	92	88	87	93	Saesneg
Welsh First Language	91	90	88	88	83	76	90	Cymraeg Iaith Gyntaf
Mathematics	93	93	92	92	92	85	93	Mathemateg
Science	95	95	93	94	92	85	94	Gwyddoniaeth
Core Subject Indicator	92	90	89	90	92	85	90	Dangosydd Pynciau Craidd

**ENGLISH MEDIUM SCHOOLS**

**YSGOLION SAESNEG**

	FSM Band/ Band PYD						ALL ENGLISH MEDIUM SCHOOLS POB YSGOL GYNRADD SAESNEG	
	up to 8%  hyd at 8%	over 8% and less than 16%  mwy na 8% a hyd at 16%	over 16% and less than 24%  mwy na 16% a hyd at 24%	over 24% and less than 32%  mwy na 24% a hyd at 32%	over 32% and less than 40%  mwy na 32% a hyd at 40%	over 40%  mwy na 40%		
English	96	94	92	89	88	83	92	Saesneg
Mathematics	96	94	93	90	88	85	92	Mathemateg
Science	97	95	94	91	90	86	93	Gwyddoniaeth
Core Subject Indicator	94	92	90	87	86	81	90	Dangosydd Pynciau Craidd

**Key Stage 2, Welsh Medium Schools, 2014, Speak Welsh at Home**  
For pupils not eligible for free school meals only

**Cyfnod Allweddol 2, Ysgolion Cymraeg, 2014, Siarad Cymraeg yn y Cartref**  
Disgyblion nad sy'n gymwys am Prydau Ysgolion am Ddim yn unig.  
Mae'r holl gwarteli wedi'u seilio ar y canran o ddisgyblion sy'n cyrraedd lefel 5 neu uwch (Lefel 5+)

All benchmarks are based on the percentage of pupils achieving the level 5 or above (Level 5+)

WELSH MEDIUM SCHOOLS: Schools with up to 8 per cent eligible for FSM				YSGOLION CYMRAEG: Ysgolion â hyd at 8 y cant yn gymwys i gael PYD			
	Number of Pupils Nifer y Disgyblion	Number of schools Nifer o ysgolion	Minimum Isafswm	Lower Quartile Chwarterel Isaf	Median Canolrif	Upper Quartile Chwarterel Uchaf	Maximum Uchafswm
English	1,204	136	0	20	42	55	100
Welsh First Language	1,202	136	0	30	50	60	100
Mathematics	1,204	136	0	24	45	58	100
Science	1,204	136	0	22	44	60	100
Core Subject Indicator	0	0	.	.	.	.	..

WELSH MEDIUM SCHOOLS: Schools with over 8 per cent and up to 16 per cent eligible for FSM				YSGOLION CYMRAEG: Ysgolion â mwy na 8 y cant a hyd at 16 y cant yn gymwys i gael PYD			
	Number of Pupils Nifer y Disgyblion	Number of schools Nifer o ysgolion	Minimum Isafswm	Lower Quartile Chwarterel Isaf	Median Canolrif	Upper Quartile Chwarterel Uchaf	Maximum Uchafswm
English	831	130	0	29	44	54	100
Welsh First Language	810	127	0	33	50	67	100
Mathematics	831	130	0	31	50	67	100
Science	831	130	0	27	50	68	100
Core Subject Indicator	0	0	.	.	.	.	..

WELSH MEDIUM SCHOOLS: Schools with over 16 per cent and up to 24 per cent eligible for FSM				YSGOLION CYMRAEG: Ysgolion â mwy na 16 y cant a hyd at 24 y cant yn gymwys i gael PYD			
	Number of Pupils Nifer y Disgyblion	Number of schools Nifer o ysgolion	Minimum Isafswm	Lower Quartile Chwarterel Isaf	Median Canolrif	Upper Quartile Chwarterel Uchaf	Maximum Uchafswm
English	428	69	0	22	43	67	100
Welsh First Language	418	68	0	17	41	67	100
Mathematics	428	69	0	26	43	67	100
Science	428	69	0	25	43	67	100
Core Subject Indicator	0	0	.	.	.	.	..

WELSH MEDIUM SCHOOLS: Schools with over 24 per cent and up to 32 per cent eligible for FSM				YSGOLION CYMRAEG: Ysgolion â mwy na 24 y cant a hyd at 32 y cant yn gymwys i gael PYD			
	Number of Pupils Nifer y Disgyblion	Number of schools Nifer o ysgolion	Minimum Isafswm	Lower Quartile Chwarterel Isaf	Median Canolrif	Upper Quartile Chwarterel Uchaf	Maximum Uchafswm
English	208	36	0	13	36	50	100
Welsh First Language	206	36	0	0	33	50	100
Mathematics	208	36	0	0	38	50	100
Science	208	36	0	0	38	50	100
Core Subject Indicator	0	0	.	.	.	.	..

WELSH MEDIUM SCHOOLS: Schools with over 32 per cent and up to 40 per cent eligible for FSM				YSGOLION CYMRAEG: Ysgolion â mwy na 32 y cant a hyd at 40 y cant yn gymwys i gael PYD			
	Number of Pupils Nifer y Disgyblion	Number of schools Nifer o ysgolion	Minimum Isafswm	Lower Quartile Chwarterel Isaf	Median Canolrif	Upper Quartile Chwarterel Uchaf	Maximum Uchafswm
English	30	8	0	13	25	36	50
Welsh First Language	30	8	0	0	21	29	50
Mathematics	30	8	0	0	8	26	50
Science	30	8	0	0	21	50	57
Core Subject Indicator	0	0	.	.	.	.	..

WELSH MEDIUM SCHOOLS: Schools with over 40 per cent eligible for FSM				YSGOLION CYMRAEG: Ysgolion â mwy na 40 y cant yn gymwys i gael PYD			
	Number of Pupils Nifer y Disgyblion	Number of schools Nifer o ysgolion	Minimum Isafswm	Lower Quartile Chwarterel Isaf	Median Canolrif	Upper Quartile Chwarterel Uchaf	Maximum Uchafswm
English	21	5	0	27	33	50	67
Welsh First Language	16	3	0	14	27	47	67
Mathematics	21	5	0	27	50	67	67
Science	21	5	0	27	50	50	67
Core Subject Indicator	0	0	.	.	.	.	..

ALL WELSH MEDIUM PRIMARY SCHOOLS				POB YSGOL GYNRADD CYMRAEG			
	Number of Pupils Nifer y Disgyblion	Number of schools Nifer o ysgolion	Minimum Isafswm	Lower Quartile Chwarterel Isaf	Median Canolrif	Upper Quartile Chwarterel Uchaf	Maximum Uchafswm
English	2,722	384	0	20	42	55	100
Welsh First Language	2,682	378	0	25	45	63	100
Mathematics	2,722	384	0	25	46	62	100
Science	2,722	384	0	22	47	67	100
Core Subject Indicator	0	0	.	.	.	.	..

**Key Stage 2, Welsh Medium Schools, 2014, No Welsh Spoken At Home**  
For pupils not eligible for free school meals only

**Cyfnod Allweddol 2, Ysgolion Cymraeg, 2014, ddim yn Siarad Cymraeg yn y Cartref**  
Disgyblion nad sy'n gymwys am Prydau Ysgolion am Ddim yn unig.

All benchmarks are based on the percentage of pupils achieving the level 5 or above (Level 5+)

Mae'r holl gwarteli wedi'u seilio ar y canran o ddisgyblion sy'n cyrraedd lefel 5 neu uwch (Lefel 5+)

WELSH MEDIUM SCHOOLS: Schools with up to 8 per cent eligible for FSM				YSGOLION CYMRAEG: Ysgolion â hyd at 8 y cant yn gymwys i gael PYD			
	Number of Pupils Nifer y Disgyblion	Number of schools Nifer o ysgolion	Minimum Isafswm	Lower Quartile Chwartert Isaf	Median Canolrif	Upper Quartile Chwartert Uchaf	Maximum Uchafswm
English	929	125	0	25	44	67	100
Welsh First Language	872	124	0	0	27	50	100
Mathematics	929	125	0	25	42	50	100
Science	929	125	0	0	43	56	100
Core Subject Indicator	0	0	.	.	.	.	..

WELSH MEDIUM SCHOOLS: Schools with over 8 per cent and up to 16 per cent eligible for FSM				YSGOLION CYMRAEG: Ysgolion â mwy na 8 y cant a hyd at 16 y cant yn gymwys i gael PYD			
	Number of Pupils Nifer y Disgyblion	Number of schools Nifer o ysgolion	Minimum Isafswm	Lower Quartile Chwartert Isaf	Median Canolrif	Upper Quartile Chwartert Uchaf	Maximum Uchafswm
English	1,189	128	0	25	40	50	100
Welsh First Language	1,064	123	0	0	25	40	100
Mathematics	1,189	128	0	25	35	50	100
Science	1,189	128	0	20	35	50	100
Core Subject Indicator	0	0	.	.	.	.	..

WELSH MEDIUM SCHOOLS: Schools with over 16 per cent and up to 24 per cent eligible for FSM				YSGOLION CYMRAEG: Ysgolion â mwy na 16 y cant a hyd at 24 y cant yn gymwys i gael			
	Number of Pupils Nifer y Disgyblion	Number of schools Nifer o ysgolion	Minimum Isafswm	Lower Quartile Chwartert Isaf	Median Canolrif	Upper Quartile Chwartert Uchaf	Maximum Uchafswm
English	619	70	0	24	37	53	100
Welsh First Language	590	69	0	0	27	50	100
Mathematics	619	70	0	20	33	50	100
Science	619	70	0	2	33	49	100
Core Subject Indicator	0	0	.	.	.	.	..

WELSH MEDIUM SCHOOLS: Schools with over 24 per cent and up to 32 per cent eligible for FSM				YSGOLION CYMRAEG: Ysgolion â mwy na 24 y cant a hyd at 32 y cant yn gymwys i gael			
	Number of Pupils Nifer y Disgyblion	Number of schools Nifer o ysgolion	Minimum Isafswm	Lower Quartile Chwartert Isaf	Median Canolrif	Upper Quartile Chwartert Uchaf	Maximum Uchafswm
English	326	41	0	8	30	50	100
Welsh First Language	305	40	0	0	17	30	60
Mathematics	326	41	0	8	33	50	100
Science	326	41	0	0	31	50	100
Core Subject Indicator	0	0	.	.	.	.	..

WELSH MEDIUM SCHOOLS: Schools with over 32 per cent and up to 40 per cent eligible for FSM				YSGOLION CYMRAEG: Ysgolion â mwy na 32 y cant a hyd at 40 y cant yn gymwys i gael			
	Number of Pupils Nifer y Disgyblion	Number of schools Nifer o ysgolion	Minimum Isafswm	Lower Quartile Chwartert Isaf	Median Canolrif	Upper Quartile Chwartert Uchaf	Maximum Uchafswm
English	26	9	0	33	50	67	100
Welsh First Language	26	9	0	0	0	60	100
Mathematics	26	9	0	33	50	60	100
Science	26	9	0	33	50	60	100
Core Subject Indicator	0	0	.	.	.	.	..

WELSH MEDIUM SCHOOLS: Schools with over 40 per cent eligible for FSM				YSGOLION CYMRAEG: Ysgolion â mwy na 40 y cant yn gymwys i gael PYD			
	Number of Pupils Nifer y Disgyblion	Number of schools Nifer o ysgolion	Minimum Isafswm	Lower Quartile Chwartert Isaf	Median Canolrif	Upper Quartile Chwartert Uchaf	Maximum Uchafswm
English	54	8	0	5	25	39	57
Welsh First Language	33	5	0	0	0	18	33
Mathematics	54	8	0	0	33	37	71
Science	54	8	0	0	25	37	71
Core Subject Indicator	0	0	.	.	.	.	..

ALL WELSH MEDIUM PRIMARY SCHOOLS				POB YSGOL GYMRADD CYMRAEG			
	Number of Pupils Nifer y Disgyblion	Number of schools Nifer o ysgolion	Minimum Isafswm	Lower Quartile Chwartert Isaf	Median Canolrif	Upper Quartile Chwartert Uchaf	Maximum Uchafswm
English	3,143	381	0	20	40	52	100
Welsh First Language	2,890	370	0	0	25	43	100
Mathematics	3,143	381	0	20	37	50	100
Science	3,143	381	0	13	38	50	100
Core Subject Indicator	0	0	.	.	.	.	..

**Key Stage 2, English Medium Schools, 2014**

For pupils not eligible for free school meals only

**Cyfnod Allweddol 2, Ysgolion Saesneg, 2014**

Disgyblion nad sy'n gymwys am Prydau Ysgolion am Ddim yn unig.  
Mae'r holl gwarteli wedi'u seilio ar y canran o ddisgyblion sy'n cyrraedd lefel 5 neu uwch (Lefel 5+)

All benchmarks are based on the percentage of pupils achieving the level 5 above (Level 5+)

ENGLISH MEDIUM SCHOOLS: Schools with up to 8 per cent eligible for FSM				YSGOLION SAESNEG: Ysgolion â hyd at 8 y cant yn gymwys i gael PYD			
	Number of Pupils Nifer y Disgyblion	Number of schools Nifer o ysgolion	Minimum Isafswm	Lower Quartile Chwarterel Isaf	Median Canolrif	Upper Quartile Chwarterel Uchaf	Maximum Uchafswm
English	4,370	167	17	43	54	62	83
Mathematics	4,370	167	0	42	53	59	76
Science	4,370	167	0	45	53	61	100
Core Subject Indicator	0	0	.	.	.	.	. Bangosydd Pynciau Craidd

ENGLISH MEDIUM SCHOOLS: Schools with over 8 per cent and less than 16 per cent eligible for FSM				YSGOLION SAESNEG: Ysgolion â mwy na 8 y cant a hyd at 16 y cant yn gymwys i gael PYD			
	Number of Pupils Nifer y Disgyblion	Number of schools Nifer o ysgolion	Minimum Isafswm	Lower Quartile Chwarterel Isaf	Median Canolrif	Upper Quartile Chwarterel Uchaf	Maximum Uchafswm
English	4,641	190	0	39	45	54	100
Mathematics	4,641	190	0	36	45	52	100
Science	4,641	190	0	36	46	56	83
Core Subject Indicator	0	0	.	.	.	.	. Bangosydd Pynciau Craidd

ENGLISH MEDIUM SCHOOLS: Schools with over 16 per cent and less than 24 per cent eligible for FSM				YSGOLION SAESNEG: Ysgolion â mwy na 16 y cant a hyd at 24 y cant yn gymwys i gael PYD			
	Number of Pupils Nifer y Disgyblion	Number of schools Nifer o ysgolion	Minimum Isafswm	Lower Quartile Chwarterel Isaf	Median Canolrif	Upper Quartile Chwarterel Uchaf	Maximum Uchafswm
English	3,576	145	0	30	39	47	100
Mathematics	3,576	145	0	33	39	46	100
Science	3,576	145	0	29	39	50	80
Core Subject Indicator	0	0	.	.	.	.	. Bangosydd Pynciau Craidd

ENGLISH MEDIUM SCHOOLS: Schools with over 24 per cent and less than 32 per cent eligible for FSM				YSGOLION SAESNEG: Ysgolion â mwy na 24 y cant a hyd at 32 y cant yn gymwys i gael PYD			
	Number of Pupils Nifer y Disgyblion	Number of schools Nifer o ysgolion	Minimum Isafswm	Lower Quartile Chwarterel Isaf	Median Canolrif	Upper Quartile Chwarterel Uchaf	Maximum Uchafswm
English	3,193	143	0	28	38	48	86
Mathematics	3,193	143	6	29	38	47	86
Science	3,193	143	0	28	38	48	86
Core Subject Indicator	0	0	.	.	.	.	. Bangosydd Pynciau Craidd

ENGLISH MEDIUM SCHOOLS: Schools with over 32 per cent and less than 40 per cent eligible for FSM				YSGOLION SAESNEG: Ysgolion â mwy na 32 y cant a hyd at 40 y cant yn gymwys i gael PYD			
	Number of Pupils Nifer y Disgyblion	Number of schools Nifer o ysgolion	Minimum Isafswm	Lower Quartile Chwarterel Isaf	Median Canolrif	Upper Quartile Chwarterel Uchaf	Maximum Uchafswm
English	1,880	93	0	29	38	46	100
Mathematics	1,880	93	0	28	36	45	100
Science	1,880	93	0	27	33	47	70
Core Subject Indicator	0	0	.	.	.	.	. Bangosydd Pynciau Craidd

ENGLISH MEDIUM SCHOOLS: Schools with over 40 per cent eligible for FSM				YSGOLION SAESNEG: Ysgolion â mwy na 40 y cant yn gymwys i gael PYD			
	Number of Pupils Nifer y Disgyblion	Number of schools Nifer o ysgolion	Minimum Isafswm	Lower Quartile Chwarterel Isaf	Median Canolrif	Upper Quartile Chwarterel Uchaf	Maximum Uchafswm
English	1,532	119	0	22	33	50	100
Mathematics	1,532	119	0	22	36	49	100
Science	1,532	119	0	22	32	46	100
Core Subject Indicator	0	0	.	.	.	.	. Bangosydd Pynciau Craidd

ALL ENGLISH MEDIUM PRIMARY SCHOOLS				POB YSGOL GYNRADD SAESNEG			
	Number of Pupils Nifer y Disgyblion	Number of schools Nifer o ysgolion	Minimum Isafswm	Lower Quartile Chwarterel Isaf	Median Canolrif	Upper Quartile Chwarterel Uchaf	Maximum Uchafswm
English	19,192	857	0	31	42	52	100
Mathematics	19,192	857	0	32	42	50	100
Science	19,192	857	0	30	43	53	100
Core Subject Indicator	0	0	.	.	.	.	. Bangosydd Pynciau Craidd

**Key Stage 2: SUMMARY TABLES, 2014**

**Cyfnod Allweddol 2: TABLAU CRYNODEB, 2014**

These tables show the average performance by subject, and by FSM band for pupils not eligible for free school meals only.

Mae'r tablau yma'n dangos y perfformiad cyfartalog yn ôl pwnc, ac yn ôl grŵp PYD, am disgyblion nad sy'n gymwys am prydau ysgolion am ddim yn unig.

**WELSH MEDIUM SCHOOLS - Welsh Spoken At Home**

**YSGOLION CYMRAEG - siarad Cymraeg yn y Cartref**

	FSM Band/ Band PYD						ALL WELSH MEDIUM SCHOOLS POB YSGOL GYNRADD GYMRAEG	
	up to 8% hyd at 8%	over 8% and less than 16% mwy na 8% a hyd at 16%	over 16% and less than 24% mwy na 16% a hyd at 24%	over 24% and less than 32% mwy na 24% a hyd at 32%	over 32% and less than 40% mwy na 32% a hyd at 40%	over 40% mwy na 40%		
English	44	43	41	36	27	33	42	Saesneg
Welsh First Language	48	47	40	36	23	31	45	Cymraeg Iaith Gyntaf
Mathematics	45	47	41	39	17	38	44	Mathemateg
Science	45	46	41	39	27	33	44	Gwyddoniaeth
Core Subject Indicator	.	.	.	.	.	.	.	Dangosydd Pynciau Craidd

**WELSH MEDIUM SCHOOLS - Welsh Not Spoken At Home**

**YSGOLION CYMRAEG - Ddim yn Siarad Cymraeg yn y Cartref**

	FSM Band/ Band PYD						ALL WELSH MEDIUM SCHOOLS POB YSGOL GYNRADD GYMRAEG	
	up to 8% hyd at 8%	over 8% and less than 16% mwy na 8% a hyd at 16%	over 16% and less than 24% mwy na 16% a hyd at 24%	over 24% and less than 32% mwy na 24% a hyd at 32%	over 32% and less than 40% mwy na 32% a hyd at 40%	over 40% mwy na 40%		
English	44	39	40	31	42	30	40	Saesneg
Welsh First Language	34	27	34	21	27	12	30	Cymraeg Iaith Gyntaf
Mathematics	43	40	37	32	35	30	39	Mathemateg
Science	43	38	37	30	35	28	38	Gwyddoniaeth
Core Subject Indicator	.	.	.	.	.	.	.	Dangosydd Pynciau Craidd

**ENGLISH MEDIUM SCHOOLS**

**YSGOLION SAESNEG**

	FSM Band/ Band PYD						ALL ENGLISH MEDIUM SCHOOLS POB YSGOL GYNRADD SAESNEG	
	up to 8% hyd at 8%	over 8% and less than 16% mwy na 8% a hyd at 16%	over 16% and less than 24% mwy na 16% a hyd at 24%	over 24% and less than 32% mwy na 24% a hyd at 32%	over 32% and less than 40% mwy na 32% a hyd at 40%	over 40% mwy na 40%		
English	54	46	40	38	38	34	44	Saesneg
Mathematics	53	46	40	38	38	34	43	Mathemateg
Science	55	47	41	38	37	34	44	Gwyddoniaeth
Core Subject Indicator	.	.	.	.	.	.	.	Dangosydd Pynciau Craidd



**Key Stage 2, Welsh Medium Schools, 2014**

All benchmarks are based on the percentage of pupils achieving less than the expected level (Level <4)

**Cyfnod Allweddol 2, Ysgolion Cymraeg, 2014**

Mae'r holl gwartel wedi'u seilio ar y canran o ddisgyblion sy'n cyrraedd yn is na'r lefel disgwyliedig (Lefel <4)

WELSH MEDIUM SCHOOLS: Schools with up to 8 per cent eligible for FSM										YSGOLION CYMRAEG: Ysgolion â hyd at 8 y cant yn gymwys i gael PYD										
	Number of Pupils Nifer y Disgyblion	Number of schools Nifer o Ysgolion	Maximum Uchafswm	Upper Quartile Chwartel Uchaf	Median Canolrif	Lower Quartile Chwartel Isaf	Minimum Isafswm													
English	2,308	144	100	11	3	0	0													Saesneg
Welsh First Language	2,188	147	67	13	7	0	0													Cymraeg Iaith Gyntaf
Mathematics	2,308	79	50	17	10	0	0													Mathemateg
Science	2,308	42	60	23	13	6	0													Gwyddoniaeth
Core Subject Indicator	2,308	11	43	26	14	0	0													Dangosydd Pynciau Craidd

WELSH MEDIUM SCHOOLS: Schools with over 8 per cent and up to 16 per cent eligible for FSM										YSGOLION CYMRAEG: Ysgolion â mwy na 8 y cant a hyd at 16 y cant yn gymwys i gael PYD											
	Number of Pupils Nifer y Disgyblion	Number of schools Nifer o Ysgolion	Maximum Uchafswm	Upper Quartile Chwartel Uchaf	Median Canolrif	Lower Quartile Chwartel Isaf	Minimum Isafswm														
English	2,450	8	33	23	17	11	6														Saesneg
Welsh First Language	2,128	144	100	14	6	0	0														Cymraeg Iaith Gyntaf
Mathematics	2,450	137	67	17	10	0	0														Mathemateg
Science	2,450	78	83	22	13	0	0														Gwyddoniaeth
Core Subject Indicator	2,450	41	67	25	18	10	0														Dangosydd Pynciau Craidd

WELSH MEDIUM SCHOOLS: Schools with over 16 per cent and up to 24 per cent eligible for FSM										YSGOLION CYMRAEG: Ysgolion â mwy na 16 y cant a hyd at 24 y cant yn gymwys i gael PYD											
	Number of Pupils Nifer y Disgyblion	Number of schools Nifer o Ysgolion	Maximum Uchafswm	Upper Quartile Chwartel Uchaf	Median Canolrif	Lower Quartile Chwartel Isaf	Minimum Isafswm														
English	1,380	11	75	40	22	13	0														Saesneg
Welsh First Language	1,238	5	41	33	25	23	7														Cymraeg Iaith Gyntaf
Mathematics	1,380	144	100	13	6	0	0														Mathemateg
Science	1,380	141	67	13	6	0	0														Gwyddoniaeth
Core Subject Indicator	1,380	79	50	16	8	0	0														Dangosydd Pynciau Craidd

WELSH MEDIUM SCHOOLS: Schools with over 24 per cent and up to 32 per cent eligible for FSM										YSGOLION CYMRAEG: Ysgolion â mwy na 24 y cant a hyd at 32 y cant yn gymwys i gael PYD											
	Number of Pupils Nifer y Disgyblion	Number of schools Nifer o Ysgolion	Maximum Uchafswm	Upper Quartile Chwartel Uchaf	Median Canolrif	Lower Quartile Chwartel Isaf	Minimum Isafswm														
English	775	42	67	19	10	4	0														Saesneg
Welsh First Language	683	11	43	24	14	0	0														Cymraeg Iaith Gyntaf
Mathematics	775	8	33	20	15	12	11														Mathemateg
Science	775	144	100	7	0	0	0														Gwyddoniaeth
Core Subject Indicator	775	141	67	11	4	0	0														Dangosydd Pynciau Craidd

WELSH MEDIUM SCHOOLS: Schools with over 32 per cent and up to 40 per cent eligible for FSM										YSGOLION CYMRAEG: Ysgolion â mwy na 32 y cant a hyd at 40 y cant yn gymwys i gael PYD											
	Number of Pupils Nifer y Disgyblion	Number of schools Nifer o Ysgolion	Maximum Uchafswm	Upper Quartile Chwartel Uchaf	Median Canolrif	Lower Quartile Chwartel Isaf	Minimum Isafswm														
English	81	79	50	14	8	0	0														Saesneg
Welsh First Language	81	42	67	18	8	0	0														Cymraeg Iaith Gyntaf
Mathematics	81	11	43	20	14	0	0														Mathemateg
Science	81	8	33	20	13	10	7														Gwyddoniaeth
Core Subject Indicator	81	144	100	16	7	0	0														Dangosydd Pynciau Craidd

WELSH MEDIUM SCHOOLS: Schools with over 40 per cent eligible for FSM										YSGOLION CYMRAEG: Ysgolion â mwy na 40 y cant yn gymwys i gael PYD											
	Number of Pupils Nifer y Disgyblion	Number of schools Nifer o Ysgolion	Maximum Uchafswm	Upper Quartile Chwartel Uchaf	Median Canolrif	Lower Quartile Chwartel Isaf	Minimum Isafswm														
English	166	141	67	16	8	0	0														Saesneg
Welsh First Language	78	79	50	18	11	0	0														Cymraeg Iaith Gyntaf
Mathematics	166	42	67	25	14	8	0														Mathemateg
Science	166	11	43	24	18	5	0														Gwyddoniaeth
Core Subject Indicator	166	8	33	23	17	12	11														Dangosydd Pynciau Craidd

ALL WELSH MEDIUM PRIMARY SCHOOLS										POB YSGOL GYNRADD CYMRAEG											
	Number of Pupils Nifer y Disgyblion	Number of schools Nifer o Ysgolion	Maximum Uchafswm	Upper Quartile Chwartel Uchaf	Median Canolrif	Lower Quartile Chwartel Isaf	Minimum Isafswm														
English	7,160	425	100	15	7	0	0														Saesneg
Welsh First Language	6,394	416	100	20	10	0	0														Cymraeg Iaith Gyntaf
Mathematics	7,160	425	100	15	7	0	0														Mathemateg
Science	7,160	425	100	12	4	0	0														Gwyddoniaeth
Core Subject Indicator	7,160	425	100	18	10	0	0														Dangosydd Pynciau Craidd

**Key Stage 2, English Medium Schools, 2014**

All benchmarks are based on the percentage of pupils achieving less than the expected level (Level <4)

**Cyfnod Allweddol 2, Ysgolion Saesneg, 2014**

Mae'r holl gwartel wedi'u seilio ar y canran o ddisgyblion sy'n cyrraedd yn is na'r lefel disgwyliedig (Lefel <4)

ENGLISH MEDIUM SCHOOLS: Schools with up to 8 per cent eligible for FSM										YSGOLION SAESNEG: Ysgolion â hyd at 8 y cant yn gymmys i gael PYD										
	Number of Pupils Nifer y Disgyblion	Number of schools Nifer o ysgolion	Maximum Uchafswm	Upper Quartile Chwartel Uchaf	Median Canolrif	Lower Quartile Chwartel Isaf	Minimum Isafswm													
English	4,602	167	33	8	3	0	0													Saesneg
Mathematics	4,602	190	43	10	6	2	0													Mathemateg
Science	4,602	145	50	13	9	5	0													Gwyddoniaeth
Core Subject Indicator	4,602	143	43	17	14	9	0													Dangosydd Pynciau Craidd

ENGLISH MEDIUM SCHOOLS: Schools with over 8 per cent and less than 16 per cent eligible for FSM										YSGOLION SAESNEG: Ysgolion â mwy na 8 y cant a hyd at 16 y cant yn gymmys i gael PYD										
	Number of Pupils Nifer y Disgyblion	Number of schools Nifer o ysgolion	Maximum Uchafswm	Upper Quartile Chwartel Uchaf	Median Canolrif	Lower Quartile Chwartel Isaf	Minimum Isafswm													
English	5,252	93	44	19	14	10	0													Saesneg
Mathematics	5,252	119	67	29	20	13	0													Mathemateg
Science	5,252	167	33	8	4	0	0													Gwyddoniaeth
Core Subject Indicator	5,252	190	43	11	6	0	0													Dangosydd Pynciau Craidd

ENGLISH MEDIUM SCHOOLS: Schools with over 16 per cent and less than 24 per cent eligible for FSM										YSGOLION SAESNEG: Ysgolion â mwy na 16 y cant a hyd at 24 y cant yn gymmys i gael PYD										
	Number of Pupils Nifer y Disgyblion	Number of schools Nifer o ysgolion	Minimum Isafswm	Upper Quartile Chwartel Uchaf	Median Canolrif	Lower Quartile Chwartel Isaf	Maximum Uchafswm													
English	4,413	145	45	13	8	5	0													Saesneg
Mathematics	4,413	143	43	17	13	9	17													Mathemateg
Science	4,413	93	41	18	14	11	0													Gwyddoniaeth
Core Subject Indicator	4,413	119	67	26	19	11	0													Dangosydd Pynciau Craidd

ENGLISH MEDIUM SCHOOLS: Schools with over 24 per cent and less than 32 per cent eligible for FSM										YSGOLION SAESNEG: Ysgolion â mwy na 24 y cant a hyd at 32 y cant yn gymmys i gael PYD										
	Number of Pupils Nifer y Disgyblion	Number of schools Nifer o ysgolion	Maximum Uchafswm	Upper Quartile Chwartel Uchaf	Median Canolrif	Lower Quartile Chwartel Isaf	Minimum Isafswm													
English	4,274	167	33	6	1	0	0													Saesneg
Mathematics	4,274	190	43	8	5	0	0													Mathemateg
Science	4,274	145	50	10	7	3	0													Gwyddoniaeth
Core Subject Indicator	4,274	143	38	16	11	7	0													Dangosydd Pynciau Craidd

ENGLISH MEDIUM SCHOOLS: Schools with over 32 per cent and less than 40 per cent eligible for FSM										YSGOLION SAESNEG: Ysgolion â mwy na 32 y cant a hyd at 40 y cant yn gymmys i gael PYD										
	Number of Pupils Nifer y Disgyblion	Number of schools Nifer o ysgolion	Maximum Uchafswm	Upper Quartile Chwartel Uchaf	Median Canolrif	Lower Quartile Chwartel Isaf	Minimum Isafswm													
English	2,774	93	40	17	13	7	0													Saesneg
Mathematics	2,774	119	67	25	17	10	0													Mathemateg
Science	2,774	167	33	10	6	2	0													Gwyddoniaeth
Core Subject Indicator	2,774	190	43	13	8	3	0													Dangosydd Pynciau Craidd

ENGLISH MEDIUM SCHOOLS: Schools with over 40 per cent eligible for FSM										YSGOLION SAESNEG: Ysgolion â mwy na 40 y cant yn gymmys i gael PYD										
	Number of Pupils Nifer y Disgyblion	Number of schools Nifer o ysgolion	Maximum Uchafswm	Upper Quartile Chwartel Uchaf	Median Canolrif	Lower Quartile Chwartel Isaf	Minimum Isafswm													
English	2,948	145	50	16	11	7	0													Saesneg
Mathematics	2,948	143	43	20	16	11	0													Mathemateg
Science	2,948	93	52	22	17	13	0													Gwyddoniaeth
Core Subject Indicator	2,948	119	67	33	23	17	0													Dangosydd Pynciau Craidd

ALL ENGLISH MEDIUM PRIMARY SCHOOLS																				POB YSGOL GYNRADD SAESNEG	
	Number of Pupils Nifer y Disgyblion	Number of schools Nifer o ysgolion	Maximum Uchafswm	Upper Quartile Chwartel Uchaf	Median Canolrif	Lower Quartile Chwartel Isaf	Minimum Isafswm														
English	24,263	857	67	17	10	4	0													Saesneg	
Mathematics	24,263	857	67	15	9	4	0													Mathemateg	
Science	24,263	857	67	14	7	2	0													Gwyddoniaeth	
Core Subject Indicator	24,263	857	67	19	12	6	0													Dangosydd Pynciau Craidd	

**Key Stage 2: SUMMARY TABLES, 2014**

**Cyfnod Allweddol 2: TABLAU CRYNODEB, 2014**

These tables show the average performance by subject, and by FSM band Mae'r tablau yma'n dangos y perfformiad cyfartalog yn ôl pwnc, ac yn ôl grŵp PYD.

**WELSH MEDIUM SCHOOLS**

**YSGOLION CYMRAEG**

	FSM Band/ Band PYD						ALL WELSH MEDIUM SCHOOLS POB YSGOL GYNRADD GYMRAEG	
	up to 8% hyd at 8%	over 8% and less than 16% mwy na 8% a hyd at 16%	over 16% and less than 24% mwy na 16% a hyd at 24%	over 24% and less than 32% mwy na 24% a hyd at 32%	over 32% and less than 40% mwy na 32% a hyd at 40%	over 40% mwy na 40%		
English	6	8	11	13	16	17	9	Saesneg
Welsh First Language	9	11	14	17	27	22	12	Cymraeg Iaith Gyntaf
Mathematics	7	8	10	12	15	16	9	Mathemateg
Science	5	6	9	11	14	14	7	Gwyddoniaeth
Core Subject Indicator	9	11	13	15	16	17	11	Dangosydd Pynciau Craidd

**ENGLISH MEDIUM SCHOOLS**

**YSGOLION SAESNEG**

	FSM Band/ Band PYD						ALL WELSH MEDIUM SCHOOLS POB YSGOL GYNRADD GYMRAEG	
	up to 8% hyd at 8%	over 8% and less than 16% mwy na 8% a hyd at 16%	over 16% and less than 24% mwy na 16% a hyd at 24%	over 24% and less than 32% mwy na 24% a hyd at 32%	over 32% and less than 40% mwy na 32% a hyd at 40%	over 40% mwy na 40%		
English	5	7	10	13	16	22	11	Saesneg
Mathematics	5	7	9	12	15	20	11	Mathemateg
Science	3	6	8	11	13	18	9	Gwyddoniaeth
Core Subject Indicator	6	9	12	16	19	26	13	Dangosydd Pynciau Craidd

**Key Stage 2, Welsh Medium Schools, 2014**

All benchmarks are based on the percentage of pupils achieving the expected level or above (Level 4+)

**Cyfnod Allweddol 2, Ysgolion Cymraeg, 2014**

Mae'r holl gwarteli wedi'u seilio ar y canran o ddisgyblion sy'n cyrraedd sy'n ychydig ychydig ychydig (Lefel 4+)

WELSH MEDIUM SCHOOLS: Schools with up to 8 per cent eligible for FSM										YSGOLION CYMRAEG: Ysgolion â hyd at 8 y cant yn gymwys i gael PYD										
	Number of Pupils Nifer y Disgyblion	Number of schools Nifer o ysgolion	Minimum Isafswm	Lower Quartile Chwartel Isaf	Median Canolrif	Upper Quartile Chwartel Uchaf	Maximum Uchafswm													
English	2,308	144	0	89	97	100	100													Saesneg
Welsh First Language	2,188	144	0	86	94	100	100													Cymraeg iaith Gyntaf
Mathematics	2,308	144	0	88	94	100	100													Mathemateg
Science	2,308	144	0	93	100	100	100													Gwyddoniaeth
Core Subject Indicator	2,308	144	0	84	93	100	100													Dangosydd Pynciau Craidd

WELSH MEDIUM SCHOOLS: Schools with over 8 per cent and up to 16 per cent eligible for FSM										YSGOLION CYMRAEG: Ysgolion â mwy na 8 y cant a hyd at 16 y cant yn gymwys i gael PYD										
	Number of Pupils Nifer y Disgyblion	Number of schools Nifer o ysgolion	Minimum Isafswm	Lower Quartile Chwartel Isaf	Median Canolrif	Upper Quartile Chwartel Uchaf	Maximum Uchafswm													
English	2,450	141	33	88	93	100	100													Saesneg
Welsh First Language	2,128	137	33	83	90	100	100													Cymraeg iaith Gyntaf
Mathematics	2,450	141	33	87	94	100	100													Mathemateg
Science	2,450	141	33	89	96	100	100													Gwyddoniaeth
Core Subject Indicator	2,450	141	33	84	92	100	100													Dangosydd Pynciau Craidd

WELSH MEDIUM SCHOOLS: Schools with over 16 per cent and up to 24 per cent eligible for FSM										YSGOLION CYMRAEG: Ysgolion â mwy na 16 y cant a hyd at 24 y cant yn gymwys i gael PYD										
	Number of Pupils Nifer y Disgyblion	Number of schools Nifer o ysgolion	Minimum Isafswm	Lower Quartile Chwartel Isaf	Median Canolrif	Upper Quartile Chwartel Uchaf	Maximum Uchafswm													
English	1,380	79	50	83	90	100	100													Saesneg
Welsh First Language	1,238	78	17	78	87	100	100													Cymraeg iaith Gyntaf
Mathematics	1,380	79	50	84	92	100	100													Mathemateg
Science	1,380	79	50	86	92	100	100													Gwyddoniaeth
Core Subject Indicator	1,380	79	50	82	89	100	100													Dangosydd Pynciau Craidd

WELSH MEDIUM SCHOOLS: Schools with over 24 per cent and up to 32 per cent eligible for FSM										YSGOLION CYMRAEG: Ysgolion â mwy na 24 y cant a hyd at 32 y cant yn gymwys i gael PYD										
	Number of Pupils Nifer y Disgyblion	Number of schools Nifer o ysgolion	Minimum Isafswm	Lower Quartile Chwartel Isaf	Median Canolrif	Upper Quartile Chwartel Uchaf	Maximum Uchafswm													
English	775	42	40	77	87	94	100													Saesneg
Welsh First Language	683	41	33	75	82	90	100													Cymraeg iaith Gyntaf
Mathematics	775	42	33	81	90	96	100													Mathemateg
Science	775	42	33	82	92	100	100													Gwyddoniaeth
Core Subject Indicator	775	42	33	75	86	92	100													Dangosydd Pynciau Craidd

WELSH MEDIUM SCHOOLS: Schools with over 32 per cent and up to 40 per cent eligible for FSM										YSGOLION CYMRAEG: Ysgolion â mwy na 32 y cant a hyd at 40 y cant yn gymwys i gael PYD										
	Number of Pupils Nifer y Disgyblion	Number of schools Nifer o ysgolion	Minimum Isafswm	Lower Quartile Chwartel Isaf	Median Canolrif	Upper Quartile Chwartel Uchaf	Maximum Uchafswm													
English	81	11	57	74	86	100	100													Saesneg
Welsh First Language	81	11	25	60	78	87	100													Cymraeg iaith Gyntaf
Mathematics	81	11	57	76	86	100	100													Mathemateg
Science	81	11	57	80	86	100	100													Gwyddoniaeth
Core Subject Indicator	81	11	57	76	82	96	100													Dangosydd Pynciau Craidd

WELSH MEDIUM SCHOOLS: Schools with over 40 per cent eligible for FSM										YSGOLION CYMRAEG: Ysgolion â mwy na 40 y cant yn gymwys i gael PYD										
	Number of Pupils Nifer y Disgyblion	Number of schools Nifer o ysgolion	Minimum Isafswm	Lower Quartile Chwartel Isaf	Median Canolrif	Upper Quartile Chwartel Uchaf	Maximum Uchafswm													
English	166	8	67	77	83	89	94													Saesneg
Welsh First Language	78	5	59	67	75	77	93													Cymraeg iaith Gyntaf
Mathematics	166	8	67	80	85	88	89													Mathemateg
Science	166	8	67	80	87	90	93													Gwyddoniaeth
Core Subject Indicator	166	8	67	77	83	88	89													Dangosydd Pynciau Craidd

ALL WELSH MEDIUM PRIMARY SCHOOLS										POB YSGOL GYNRADD CYMRAEG										
	Number of Pupils Nifer y Disgyblion	Number of schools Nifer o ysgolion	Minimum Isafswm	Lower Quartile Chwartel Isaf	Median Canolrif	Upper Quartile Chwartel Uchaf	Maximum Uchafswm													
English	7,160	425	0	85	93	100	100													Saesneg
Welsh First Language	6,394	416	0	80	90	100	100													Cymraeg iaith Gyntaf
Mathematics	7,160	425	0	85	93	100	100													Mathemateg
Science	7,160	425	0	88	96	100	100													Gwyddoniaeth
Core Subject Indicator	7,160	425	0	82	90	100	100													Dangosydd Pynciau Craidd

**Key Stage 2, English Medium Schools, 2014**

All benchmarks are based on the percentage of pupils achieving the expected level or above (Level 4+)

**Cyfnod Allweddol 2, Ysgolion Saesneg, 2014**

Mae'r holl gwarteli wedi'u seilio ar y canran o ddisgyblion sy'n cyrraedd sy'n lefel disgwyliedig (Lefel 4+)

ENGLISH MEDIUM SCHOOLS: Schools with up to 8 per cent eligible for FSM										YSGOLION SAESNEG: Ysgolion â hyd at 8 y cant yn gymwys i gael PYD										
	Number of Pupils Nifer y Disgyblion	Number of schools Nifer o ysgolion	Minimum Isafswm	Lower Quartile Chwartel Isaf	Median Canolrif	Upper Quartile Chwartel Uchaf	Maximum Uchafswm													
English	4,602	167	67	92	97	100	100													Saesneg
Mathematics	4,602	167	67	92	96	100	100													Mathemateg
Science	4,602	167	67	94	99	100	100													Gwyddoniaeth
Core Subject Indicator	4,602	167	67	90	94	98	100													Dangosydd Pynciau Craidd

ENGLISH MEDIUM SCHOOLS: Schools with over 8 per cent and less than 16 per cent eligible for FSM										YSGOLION SAESNEG: Ysgolion â mwy na 8 y cant a hyd at 16 y cant yn gymwys i gael PYD										
	Number of Pupils Nifer y Disgyblion	Number of schools Nifer o ysgolion	Minimum Isafswm	Lower Quartile Chwartel Isaf	Median Canolrif	Upper Quartile Chwartel Uchaf	Maximum Uchafswm													
English	5,252	190	57	90	94	98	100													Saesneg
Mathematics	5,252	190	57	89	94	100	100													Mathemateg
Science	5,252	190	57	92	95	100	100													Gwyddoniaeth
Core Subject Indicator	5,252	190	57	87	92	97	100													Dangosydd Pynciau Craidd

ENGLISH MEDIUM SCHOOLS: Schools with over 16 per cent and less than 24 per cent eligible for FSM										YSGOLION SAESNEG: Ysgolion â mwy na 16 y cant a hyd at 24 y cant yn gymwys i gael PYD										
	Number of Pupils Nifer y Disgyblion	Number of schools Nifer o ysgolion	Minimum Isafswm	Lower Quartile Chwartel Isaf	Median Canolrif	Upper Quartile Chwartel Uchaf	Maximum Uchafswm													
English	4,413	145	50	87	91	95	100													Saesneg
Mathematics	4,413	145	55	88	92	95	100													Mathemateg
Science	4,413	145	50	90	93	97	100													Gwyddoniaeth
Core Subject Indicator	4,413	145	50	84	89	93	100													Dangosydd Pynciau Craidd

ENGLISH MEDIUM SCHOOLS: Schools with over 24 per cent and less than 32 per cent eligible for FSM										YSGOLION SAESNEG: Ysgolion â mwy na 24 y cant a hyd at 32 y cant yn gymwys i gael PYD										
	Number of Pupils Nifer y Disgyblion	Number of schools Nifer o ysgolion	Minimum Isafswm	Lower Quartile Chwartel Isaf	Median Canolrif	Upper Quartile Chwartel Uchaf	Maximum Uchafswm													
English	4,274	143	57	83	86	91	100													Saesneg
Mathematics	4,274	143	57	83	88	91	100													Mathemateg
Science	4,274	143	63	84	89	93	100													Gwyddoniaeth
Core Subject Indicator	4,274	143	57	80	84	89	100													Dangosydd Pynciau Craidd

ENGLISH MEDIUM SCHOOLS: Schools with over 32 per cent and less than 40 per cent eligible for FSM										YSGOLION SAESNEG: Ysgolion â mwy na 32 y cant a hyd at 40 y cant yn gymwys i gael PYD										
	Number of Pupils Nifer y Disgyblion	Number of schools Nifer o ysgolion	Minimum Isafswm	Lower Quartile Chwartel Isaf	Median Canolrif	Upper Quartile Chwartel Uchaf	Maximum Uchafswm													
English	2,774	93	56	81	86	90	100													Saesneg
Mathematics	2,774	93	59	82	86	89	100													Mathemateg
Science	2,774	93	60	83	88	93	100													Gwyddoniaeth
Core Subject Indicator	2,774	93	48	78	83	87	100													Dangosydd Pynciau Craidd

ENGLISH MEDIUM SCHOOLS: Schools with over 40 per cent eligible for FSM										YSGOLION SAESNEG: Ysgolion â mwy na 40 y cant yn gymwys i gael PYD										
	Number of Pupils Nifer y Disgyblion	Number of schools Nifer o ysgolion	Minimum Isafswm	Lower Quartile Chwartel Isaf	Median Canolrif	Upper Quartile Chwartel Uchaf	Maximum Uchafswm													
English	2,948	119	33	71	80	87	100													Saesneg
Mathematics	2,948	119	33	74	81	89	100													Mathemateg
Science	2,948	119	33	75	83	90	100													Gwyddoniaeth
Core Subject Indicator	2,948	119	33	67	77	83	100													Dangosydd Pynciau Craidd

ALL ENGLISH MEDIUM PRIMARY SCHOOLS										POB YSGOL GYNRADD SAESNEG										
	Number of Pupils Nifer y Disgyblion	Number of schools Nifer o ysgolion	Minimum Isafswm	Lower Quartile Chwartel Isaf	Median Canolrif	Upper Quartile Chwartel Uchaf	Maximum Uchafswm													
English	24,263	857	33	83	90	96	100													Saesneg
Mathematics	24,263	857	33	85	91	96	100													Mathemateg
Science	24,263	857	33	86	93	98	100													Gwyddoniaeth
Core Subject Indicator	24,263	857	33	81	88	94	100													Dangosydd Pynciau Craidd

**Key Stage 2: SUMMARY TABLES, 2014**

**Cyfnod Allweddol 2: TABLAU CRYNODEB, 2014**

These tables show the average performance by subject, and by FSM band Mae'r tablau yma'n dangos y perfformiad cyfartalog yn ôl pwnc, ac yn ôl grŵp PYD.

**WELSH MEDIUM SCHOOLS**

**YSGOLION CYMRAEG**

	FSM Band/ Band PYD						ALL WELSH MEDIUM SCHOOLS	POB YSGOL GYNRADD GYMRAEG
	up to 8%  hyd at 8%	over 8% and less than 16%  mwy na 8% a hyd at 16%	over 16% and less than 24%  mwy na 16% a hyd at 24%	over 24% and less than 32%  mwy na 24% a hyd at 32%	over 32% and less than 40%  mwy na 32% a hyd at 40%	over 40%  mwy na 40%		
English	94	92	89	87	84	83	91	Saesneg
Welsh First Language	91	89	86	83	73	78	88	Cymraeg Iaith Gyntaf
Mathematics	93	92	90	88	85	84	91	Mathemateg
Science	95	94	91	89	86	86	93	Gwyddoniaeth
Core Subject Indicator	91	89	87	85	84	83	89	Dangosydd Pynciau Craidd

**ENGLISH MEDIUM SCHOOLS**

**YSGOLION SAESNEG**

	FSM Band/ Band PYD						ALL WELSH MEDIUM SCHOOLS	POB YSGOL GYNRADD GYMRAEG
	up to 8%  hyd at 8%	over 8% and less than 16%  mwy na 8% a hyd at 16%	over 16% and less than 24%  mwy na 16% a hyd at 24%	over 24% and less than 32%  mwy na 24% a hyd at 32%	over 32% and less than 40%  mwy na 32% a hyd at 40%	over 40%  mwy na 40%		
English	95	93	90	87	84	78	89	Saesneg
Mathematics	95	93	91	88	85	80	89	Mathemateg
Science	97	94	92	89	87	82	91	Gwyddoniaeth
Core Subject Indicator	94	91	88	84	81	74	87	Dangosydd Pynciau Craidd

**Key Stage 2, Welsh Medium Schools, 2014**

All benchmarks are based on the percentage of pupils achieving the expected level plus one or above (Level 5+)

**Cyfnod Allweddol 2, Ysgolion Cymraeg, 2014**

Mae'r holl gwarteli wedi'u seilio ar y canran o ddisgyblion sy'n cyrraedd y lefel disgwyliedig ac un (Lefel 5+)

WELSH MEDIUM SCHOOLS: Schools with up to 8 per cent eligible			YSGOLION CYMRAEG: Ysgolion â hyd at 8 y cant yn gymwys i gael PYD					
	Number of Pupils Nifer y Disgyblion	Number of schools Nifer o ysgolion	Min	Lower Quartile Chwartel Isaf	Median Canolrif	Upper Quartile Chwartel Uchaf	Max	
English	2,308	144	0	27	41	50	100	Saesneg
Welsh First Language	2,188	144	0	25	39	50	100	Cymraeg Iaith Gyntaf
Mathematics	2,308	144	0	31	43	50	100	Mathemateg
Science	2,308	144	0	29	40	53	100	Gwyddoniaeth
Core Subject Indicator	.	0	.	.	.	.	.	Dangosydd Pynciau Craidd

WELSH MEDIUM SCHOOLS: Schools with over 8 per cent and up			YSGOLION CYMRAEG: Ysgolion â mwy na 8 y cant a hyd at 16 y cant yn					
	Number of Pupils Nifer y Disgyblion	Number of schools Nifer o ysgolion	Min	Lower Quartile Chwartel Isaf	Median Canolrif	Upper Quartile Chwartel Uchaf	Max	
English	2,450	141	0	29	39	50	100	Saesneg
Welsh First Language	2,126	137	0	25	33	47	100	Cymraeg Iaith Gyntaf
Mathematics	2,450	141	0	33	41	50	100	Mathemateg
Science	2,450	141	0	29	41	50	100	Gwyddoniaeth
Core Subject Indicator	.	0	.	.	.	.	.	Dangosydd Pynciau Craidd

WELSH MEDIUM SCHOOLS: Schools with over 16 per cent and			YSGOLION CYMRAEG: Ysgolion â mwy na 16 y cant a hyd at 24 y cant yn					
	Number of Pupils Nifer y Disgyblion	Number of schools Nifer o ysgolion	Min	Lower Quartile Chwartel Isaf	Median Canolrif	Upper Quartile Chwartel Uchaf	Max	
English	1,380	79	0	25	36	50	100	Saesneg
Welsh First Language	1,238	78	0	20	32	42	100	Cymraeg Iaith Gyntaf
Mathematics	1,380	79	0	25	35	50	100	Mathemateg
Science	1,380	79	0	20	33	50	100	Gwyddoniaeth
Core Subject Indicator	.	0	.	.	.	.	.	Dangosydd Pynciau Craidd

WELSH MEDIUM SCHOOLS: Schools with over 24 per cent and			YSGOLION CYMRAEG: Ysgolion â mwy na 24 y cant a hyd at 32 y cant yn					
	Number of Pupils Nifer y Disgyblion	Number of schools Nifer o ysgolion	Min	Lower Quartile Chwartel Isaf	Median Canolrif	Upper Quartile Chwartel Uchaf	Max	
English	775	42	0	21	32	42	75	Saesneg
Welsh First Language	683	41	0	14	22	33	50	Cymraeg Iaith Gyntaf
Mathematics	775	42	0	22	30	41	75	Mathemateg
Science	775	42	0	18	33	44	75	Gwyddoniaeth
Core Subject Indicator	.	0	.	.	.	.	.	Dangosydd Pynciau Craidd

WELSH MEDIUM SCHOOLS: Schools with over 32 per cent and			YSGOLION CYMRAEG: Ysgolion â mwy na 32 y cant a hyd at 40 y cant yn					
	Number of Pupils Nifer y Disgyblion	Number of schools Nifer o ysgolion	Min	Lower Quartile Chwartel Isaf	Median Canolrif	Upper Quartile Chwartel Uchaf	Max	
English	81	11	0	24	29	37	50	Saesneg
Welsh First Language	81	11	0	5	14	25	36	Cymraeg Iaith Gyntaf
Mathematics	81	11	0	13	29	37	50	Mathemateg
Science	81	11	0	6	33	41	50	Gwyddoniaeth
Core Subject Indicator	.	0	.	.	.	.	.	Dangosydd Pynciau Craidd

WELSH MEDIUM SCHOOLS: Schools with over 40 per cent			YSGOLION CYMRAEG: Ysgolion â mwy na 40 y cant yn gymwys i gael					
	Number of Pupils Nifer y Disgyblion	Number of schools Nifer o ysgolion	Min	Lower Quartile Chwartel Isaf	Median Canolrif	Upper Quartile Chwartel Uchaf	Max	
English	166	8	9	27	33	36	40	Saesneg
Welsh First Language	78	5	0	0	14	19	29	Cymraeg Iaith Gyntaf
Mathematics	166	8	0	13	23	33	47	Mathemateg
Science	166	8	0	16	26	29	37	Gwyddoniaeth
Core Subject Indicator	.	0	.	.	.	.	.	Dangosydd Pynciau Craidd

WELSH MEDIUM PRIMARY SCHOOLS			YSGOLION CYMRAEG GYNRADD					
	Number of Pupils Nifer y Disgyblion	Number of schools Nifer o ysgolion	Min	Lower Quartile Chwartel Isaf	Median Canolrif	Upper Quartile Chwartel Uchaf	Max	
English	7,160	424	0	26	38	50	100	Saesneg
Welsh First Language	6,394	415	0	20	33	46	100	Cymraeg Iaith Gyntaf
Mathematics	7,160	424	0	25	37	47	100	Mathemateg
Science	7,160	424	0	25	33	41	100	Gwyddoniaeth
Core Subject Indicator	.	0	.	.	.	.	.	Dangosydd Pynciau Craidd

All benchmarks are based on the percentage of pupils achieving the expected level plus one or above (Level 5+)

Mae'r holl gwarteli wedi'u seilio ar y canran o ddisgyblion sy'n cyrraedd y lefel disgwyliedig ac un (Lefel 5+)

ENGLISH MEDIUM SCHOOLS: Schools with up to 8 per cent			YSGOLION SAESNEG: Ysgolion â hyd at 8 y cant yn gymwys i gael PYD					
	Number of Pupils Nifer y Disgyblion	Number of schools Nifer o ysgolion	Min	Lower Quartile Chwartel Isaf	Median Canolrif	Upper Quartile Chwartel Uchaf	Max	
English	4,602	167	17	40	53	59	80	Saesneg
Mathematics	4,602	167	0	40	50	58	100	Mathemateg
Science	4,602	167	0	43	52	60	100	Gwyddoniaeth
Core Subject Indicator	.	0	.	.	.	.	.	Dangosydd Pynciau Craidd

ENGLISH MEDIUM SCHOOLS: Schools with over 8 per cent and			YSGOLION SAESNEG: Ysgolion â mwy na 8 y cant a hyd at 16 y cant yn					
	Number of Pupils Nifer y Disgyblion	Number of schools Nifer o ysgolion	Min	Lower Quartile Chwartel Isaf	Median Canolrif	Upper Quartile Chwartel Uchaf	Max	
English	5,252	190	0	35	43	51	100	Saesneg
Mathematics	5,252	190	0	33	43	50	100	Mathemateg
Science	5,252	190	0	33	44	52	83	Gwyddoniaeth
Core Subject Indicator	.	0	.	.	.	.	.	Dangosydd Pynciau Craidd

ENGLISH MEDIUM SCHOOLS: Schools with over 16 per cent and			YSGOLION SAESNEG: Ysgolion â mwy na 16 y cant a hyd at 24 y cant yn					
	Number of Pupils Nifer y Disgyblion	Number of schools Nifer o ysgolion	Min	Lower Quartile Chwartel Isaf	Median Canolrif	Upper Quartile Chwartel Uchaf	Max	
English	4,413	145	0	27	36	43	100	Saesneg
Mathematics	4,413	145	0	27	36	42	100	Mathemateg
Science	4,413	145	0	27	37	46	80	Gwyddoniaeth
Core Subject Indicator	.	0	.	.	.	.	.	Dangosydd Pynciau Craidd

ENGLISH MEDIUM SCHOOLS: Schools with over 24 per cent and			YSGOLION SAESNEG: Ysgolion â mwy na 24 y cant a hyd at 32 y cant yn					
	Number of Pupils Nifer y Disgyblion	Number of schools Nifer o ysgolion	Min	Lower Quartile Chwartel Isaf	Median Canolrif	Upper Quartile Chwartel Uchaf	Max	
English	4,274	143	0	26	32	40	69	Saesneg
Mathematics	4,274	143	7.142857	25	33	41	76	Mathemateg
Science	4,274	143	0	24	33	40	88	Gwyddoniaeth
Core Subject Indicator	.	0	.	.	.	.	.	Dangosydd Pynciau Craidd

ENGLISH MEDIUM SCHOOLS: Schools with over 32 per cent and			YSGOLION SAESNEG: Ysgolion â mwy na 32 y cant a hyd at 40 y cant yn					
	Number of Pupils Nifer y Disgyblion	Number of schools Nifer o ysgolion	Min	Lower Quartile Chwartel Isaf	Median Canolrif	Upper Quartile Chwartel Uchaf	Max	
English	2,774	93	0	24	31	39	66	Saesneg
Mathematics	2,774	93	0	23	30	38	81	Mathemateg
Science	2,774	93	0	21	30	38	66	Gwyddoniaeth
Core Subject Indicator	.	0	.	.	.	.	.	Dangosydd Pynciau Craidd

ENGLISH MEDIUM SCHOOLS: Schools with over 40 per cent			YSGOLION SAESNEG: Ysgolion â mwy na 40 y cant yn gymwys i gael					
	Number of Pupils Nifer y Disgyblion	Number of schools Nifer o ysgolion	Min	Lower Quartile Chwartel Isaf	Median Canolrif	Upper Quartile Chwartel Uchaf	Max	
English	2,948	119	0	16	26	33	67	Saesneg
Mathematics	2,948	119	0	17	27	35	67	Mathemateg
Science	2,948	119	0	14	25	33	73	Gwyddoniaeth
Core Subject Indicator	.	0	.	.	.	.	.	Dangosydd Pynciau Craidd

ENGLISH MEDIUM PRIMARY SCHOOLS			YSGOLION SAESNEG GYNRADD					
	Number of Pupils Nifer y Disgyblion	Number of schools Nifer o ysgolion	Min	Lower Quartile Chwartel Isaf	Median Canolrif	Upper Quartile Chwartel Uchaf	Max	
English	24,263	856	0	27	38	47	100	Saesneg
Mathematics	24,263	856	0	25	37	47	100	Mathemateg
Science	24,263	856	0	25	33	41	90	Gwyddoniaeth
Core Subject Indicator	.	0	.	.	.	.	.	Dangosydd Pynciau Craidd



**Key Stage 2: SUMMARY TABLES, 2014**

**Cyfnod Allweddol 2: TABLAU CRYNODEB, 2014**

These tables show the average performance by subject, and by FSM band Mae'r tablau yma'n dangos y perfformiad cyfartalog yn ôl pwnc, ac yn ôl grŵp PYD.

**WELSH MEDIUM PRIMARY SCHOOLS**

**YSGOLION CYMRAEG GYNRADD**

	FSM Band/ Band PYD						ALL SCHOOLS POB YSGOL	
	up to 8% hyd at 8%	over 8% and less than 16% mwy na 8% a hyd at 16%	over 16% and less than 24% mwy na 16% a hyd at 24%	over 24% and less than 32% mwy na 24% a hyd at 32%	over 32% mwy na 32%	over 40% mwy na 40%		
English	43	38	38	29	28	25	38	Saesneg
Welsh First Language	40	33	32	23	19	17	34	Cymraeg Iaith Gyntaf
Mathematics	43	40	37	30	25	23	39	Mathemateg
Science	43	39	36	30	26	21	38	Gwyddoniaeth
Core Subject Indicator	.	.	.	.	.	.	.	Dangosydd Pynciau Craidd

**ENGLISH MEDIUM PRIMARY SCHOOLS**

**YSGOLION SAESNEG GYNRADD**

	FSM Band/ Band PYD						ALL SCHOOLS POB YSGOL	
	up to 8% hyd at 8%	over 8% and less than 16% mwy na 8% a hyd at 16%	over 16% and less than 24% mwy na 16% a hyd at 24%	over 24% and less than 32% mwy na 24% a hyd at 32%	over 32% mwy na 32%	over 40% mwy na 40%		
English	53	43	37	33	31	25	39	Saesneg
Mathematics	51	43	36	33	32	26	38	Mathemateg
Science	53	44	38	33	31	25	39	Gwyddoniaeth
Core Subject Indicator	.	.	.	.	.	.	.	Dangosydd Pynciau Craidd

[REDACTED]

---

**From:** [REDACTED]  
**Sent:** 24 November 2014 11:21  
**To:** Enquiries  
**Subject:** Report on Linguistic progression and subjects taken through the medium of Welsh.  
FAO [REDACTED]  
**Attachments:** Welsh EAL Numbers 1213.docx; 6614036-NRT NCY 7-9 (Welsh Test)-2013.pdf;  
GWYNEDD 2009-2013 WELSH L1-ENGLISH L1.xlsx; KS3; 2012-2013 Speaks at  
home..xlsx

[REDACTED] [REDACTED]

Dear [REDACTED]

Could you tell me where you got the "Speaks Welsh at home" figure for Ysgol Friars. I looked into this particularly in 2013 when I was trying to get an overall picture of "challenge" in the school. The figure then was 3% of all pupils spoke Welsh at home and 4% of under 15 years old. (Attached).

Of those that we did have level of Welsh literacy was low. Welsh literacy core data attached. As you can see, in year 8 and 9 we had no pupils that scored over 85.

The low attainment levels in Welsh and the attendant low attainment levels in in other subjects is related directly to the failure of primary schools in Gwynedd. Primary schools have low success levels when teaching Welsh to pupils from homes where Welsh is not spoken. Data attached.

In the national figures (I have previously sent these to Estyn and so you are familiar with them) I have taken out all FSM pupils and have grouped schools together according to their overall percentage of pupils eligible for FSMs. From this you will see an error in your own work; all Non-FSM pupils are not equal; there is a whole school effect so that non-FSM pupils in schools with low FSM percentages out-perform non-FSM pupils in schools with higher overall FSM percentages and so on.

When comparing non FSM pupils from schools where they take subjects through the medium of Welsh with schools where few or no subjects are taken through the medium of Welsh then you have to compare the overall percentage of FSM pupils in those schools even when you look at only non-FSM pupils.

From my own analysis of KS3 figures for 2013 (Attached) I would say that you are looking at a correlation of pupils with high Welsh language skills and higher attainment in other subjects taken through Welsh but the CAUSAL relationship is between "Speaks Welsh at Home/Does not speak Welsh at Home". By KS3 of course many pupils weak in Welsh have already moved to Welsh L2 for assessment and later GCSE. Non FSM pupils in similar EM schools outside the Fro score better on average than both Non-Welsh at home and Welsh at home pupils in WM schools.

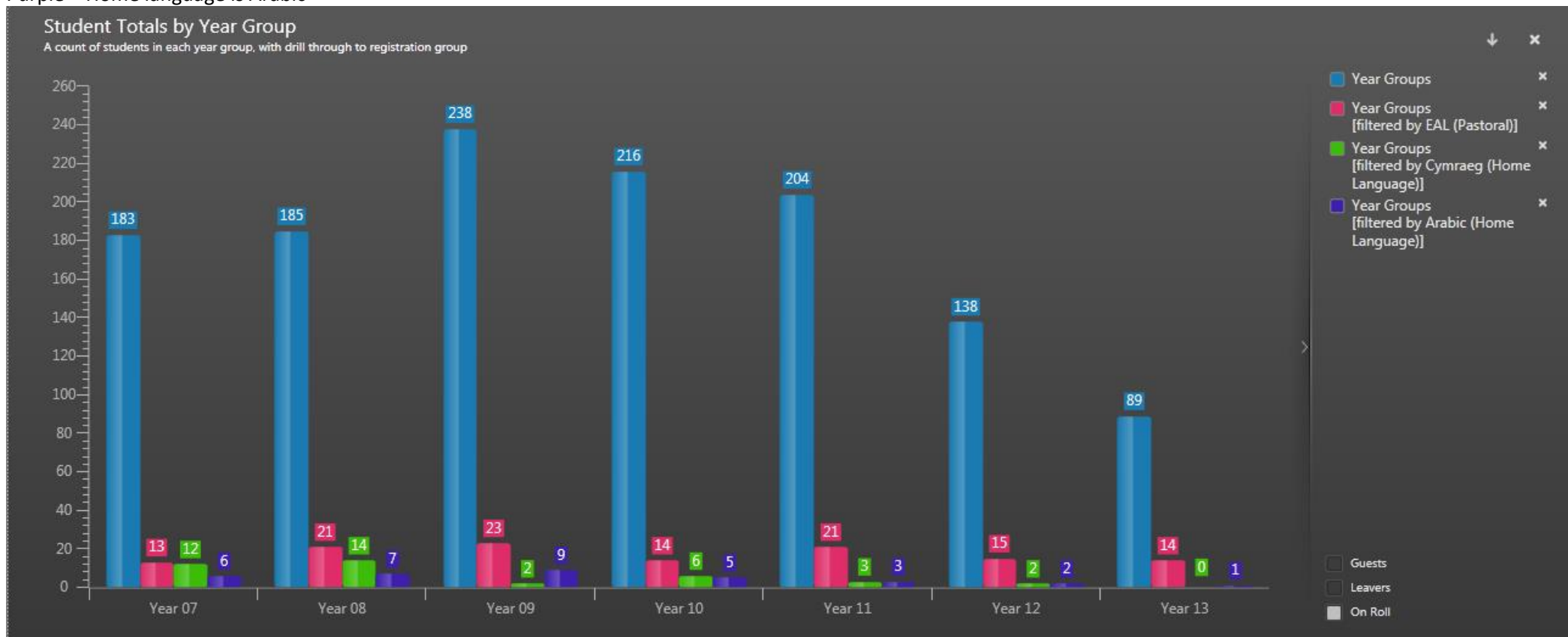
The lesson is that learning all subjects through a pupil's first language gets better results.

The linguistic category of all secondary schools in Gwynedd is given under the address list. Ogwen is CH and Nantlle is BB. Moelwyn WM and Glan Y Mor WM. Altogether there are 6 WM, 3 CH, 3 AB, 1 BB, and 1 EW.

Regards,  


Click [here](#) to report this email as spam.

Blue = All pupils per year group  
 Pink = Number of EAL pupils  
 Green = Home language is Welsh  
 Purple = Home language is Arabic



New pupils arriving this week:

- Year 7
  - Caitlyn Jean Pearson
- Year 8
  - Lacy Jones
- Year 9
  - Lana Mohammed
  - Heva Sherwanee
  - Stella Anna Page Bischoff
  - Rebecca Jayne Elliott
- Year 10
  - Saya Mohammed



Ariennir gan  
**Lywodraeth Cymru**  
Funded by  
**Welsh Government**

**All Wales Core  
Data Sets**

1.1 14/02/2014

**Welcome to the NRT NCY 7-9 (Welsh Test)  
Performance Dashboard - Experimental  
Statistics**

**Home**

**NRT NCY 7-9 Table of Contents**

Click on the page number to go directly to the page

<b>Section 1 - Standardised Score NCY7</b>		
	Data Sources and Guidance questions: • NRT	<a href="#">Page 6</a>
<b>Standardised Score of &lt; 85</b>		
1.1a	% pupils achieving	<a href="#">Page 7</a>
1.1b	Family comparison	<a href="#">Page 7</a>
1.1c	Family comparison – gender differences	<a href="#">Page 7</a>
1.2a	FSM / non-FSM trend	<a href="#">Page 8</a>
1.2b	FSM / non-FSM - Family comparison	<a href="#">Page 8</a>
<b>Standardised Score of between 85 - 115</b>		
1.3a	% pupils achieving	<a href="#">Page 9</a>
1.3b	Family comparison	<a href="#">Page 9</a>
1.3c	Family comparison – gender differences	<a href="#">Page 9</a>
1.4a	FSM / non-FSM trend	<a href="#">Page 10</a>
1.4b	FSM / non-FSM - Family comparison	<a href="#">Page 10</a>
<b>Standardised Score of &gt; 115</b>		
1.5a	% pupils achieving	<a href="#">Page 11</a>
1.5b	Family comparison	<a href="#">Page 11</a>
1.5c	Family comparison – gender differences	<a href="#">Page 11</a>
1.6a	FSM / non-FSM trend	<a href="#">Page 12</a>
1.6b	FSM / non-FSM - Family comparison	<a href="#">Page 12</a>
<b>Standardised Score Range</b>		

**NRT NCY 7-9 Table of Contents**[Home](#)

Click on the page number to go directly to the page

1.7a	% pupils achieving	<a href="#">Page 13</a>
1.7b	% boys achieving	<a href="#">Page 13</a>
1.7c	% girls achieving	<a href="#">Page 13</a>
	<b>Gender differences</b>	
1.8a	Standardised score - over time	<a href="#">Page 14</a>
1.8b	Standardised score - by organisation	<a href="#">Page 14</a>
<b>Section 2 – Standardised Score NCY8</b>		
	<b>Standardised Score of &lt; 85</b>	
2.1a	% pupils achieving	<a href="#">Page 15</a>
2.1b	Family comparison	<a href="#">Page 15</a>
2.1c	Family comparison – gender differences	<a href="#">Page 15</a>
2.2a	FSM / non-FSM trend	<a href="#">Page 16</a>
2.2b	FSM / non-FSM - Family comparison	<a href="#">Page 16</a>
	<b>Standardised Score of between 85 - 115</b>	
2.3a	% pupils achieving	<a href="#">Page 17</a>
2.3b	Family comparison	<a href="#">Page 17</a>
2.3c	Family comparison – gender differences	<a href="#">Page 17</a>
2.4a	FSM / non-FSM trend	<a href="#">Page 18</a>
2.4b	FSM / non-FSM - Family comparison	<a href="#">Page 18</a>
	<b>Standardised Score of &gt; 115</b>	
2.5a	% pupils achieving	<a href="#">Page 19</a>
2.5b	Family comparison	<a href="#">Page 19</a>

**NRT NCY 7-9 Table of Contents**[Home](#)

Click on the page number to go directly to the page

2.5c	Family comparison – gender differences	<a href="#">Page 19</a>
2.6a	FSM / non-FSM trend	<a href="#">Page 20</a>
2.6b	FSM / non-FSM - Family comparison	<a href="#">Page 20</a>
	<b>Standardised Score Range</b>	
2.7a	% pupils achieving	<a href="#">Page 21</a>
2.7b	% boys achieving	<a href="#">Page 21</a>
2.7c	% girls achieving	<a href="#">Page 21</a>
	<b>Gender differences</b>	
2.8a	Standardised score - over time	<a href="#">Page 22</a>
2.8b	Standardised score - by organisation	<a href="#">Page 22</a>
	<b>Section 3 – Standardised Score NCY9</b>	
	<b>Standardised Score of &lt; 85</b>	
3.1a	% pupils achieving	<a href="#">Page 23</a>
3.1b	Family comparison	<a href="#">Page 23</a>
3.1c	Family comparison – gender differences	<a href="#">Page 23</a>
3.2a	FSM / non-FSM trend	<a href="#">Page 24</a>
3.2b	FSM / non-FSM - Family comparison	<a href="#">Page 24</a>
	<b>Standardised Score of between 85 - 115</b>	
3.3a	% pupils achieving	<a href="#">Page 25</a>
3.3b	Family comparison	<a href="#">Page 25</a>
3.3c	Family comparison – gender differences	<a href="#">Page 25</a>
3.4a	FSM / non-FSM trend	<a href="#">Page 26</a>

**NRT NCY 7-9 Table of Contents**[Home](#)

Click on the page number to go directly to the page

3.4b	FSM / non-FSM - Family comparison	<a href="#">Page 26</a>
	<b>Standardised Score of &gt;115</b>	
3.5a	% pupils achieving	<a href="#">Page 27</a>
3.5b	Family comparison	<a href="#">Page 27</a>
3.5c	Family comparison – gender differences	<a href="#">Page 27</a>
3.6a	FSM / non-FSM trend	<a href="#">Page 28</a>
3.6b	FSM / non-FSM - Family comparison	<a href="#">Page 28</a>
	<b>Standardised Score Range</b>	
3.7a	% pupils achieving	<a href="#">Page 29</a>
3.7b	% boys achieving	<a href="#">Page 29</a>
3.7c	% girls achieving	<a href="#">Page 29</a>
	<b>Gender differences</b>	
3.8a	Standardised score - over time	<a href="#">Page 30</a>
3.8b	Standardised score - by organisation	<a href="#">Page 30</a>
<b>Section 4 – NCY Performance summary</b>		
4.1a	% pupils with a score of <85 within each NCY	<a href="#">Page 31</a>
4.1b	% boys achieving	<a href="#">Page 31</a>
4.1c	% girls achieving	<a href="#">Page 31</a>
4.2a	% pupils with a score of between 85 - 115 within each NCY	<a href="#">Page 32</a>
4.2b	% boys achieving	<a href="#">Page 32</a>
4.2c	% girls achieving	<a href="#">Page 32</a>
4.3a	% pupils with a score of >115 within each NCY	<a href="#">Page 33</a>



**NRT NCY 7-9 Table of Contents**[Home](#)

Click on the page number to go directly to the page

4.3b	% boys achieving	<a href="#">Page 33</a>
4.3c	% girls achieving	<a href="#">Page 33</a>
<b>Section 5 - Benchmarking</b>		
	<b>Benchmark summary</b>	
5.1a	FSM benchmarking group	<a href="#">Page 34</a>
5.1b	Summary of position within the FSM group for Standardised Score in each NCY	<a href="#">Page 34</a>
<b>Position within FSM benchmark group - NCY 7</b>		
5.2a	% pupils achieving between $\geq 85$	<a href="#">Page 35</a>
5.2b	% pupils achieving $>115$	<a href="#">Page 35</a>
<b>Position within FSM benchmark group - NCY 8</b>		
5.3a	% pupils achieving between $\geq 85$	<a href="#">Page 36</a>
5.3b	% pupils achieving $>115$	<a href="#">Page 36</a>
<b>Position within FSM benchmark group - NCY 9</b>		
5.4a	% pupils achieving between $\geq 85$	<a href="#">Page 37</a>
5.4b	% pupils achieving $>115$	<a href="#">Page 37</a>

## **Data Sources**

[Home](#)

Achievement data from:

National Curriculum Assessments Database

### **Note**

In general, the Standardised Score range of <85 will also include pupils who were disapplied and absent during the test window. For charts which display separate D, X and <85 standardised score ranges, the <85 range includes only scores of between 0-84.

In the interests of inclusion, it is Welsh Government policy to include all pupils in the denominator for the calculation of performance indicators, including for teacher assessment results and GCSE and A-level results. This also applies to the calculation and reporting of reading and numeracy test results. Disapplied learners will therefore be treated as having a standardised score of 85 or below for school, LA and national reporting purposes.

---

## **Guidance Questions - NRT**

### **Section 1-5**

This section sets out the distribution of pupils across standardised score bands.

How does the percentage of pupils in each score band compare to the distribution nationally? How does your pupils' performance compare to performance in the family group? Do you have more or fewer pupils achieving scores in the highest score band than other schools in your family?

Are there any gender differences in performance for your pupils? If there are gender differences in your school, how do these compare to any gender difference seen nationally or within your local authority?

How does the performance of free school meals pupils compare to non-free school meals pupils? If there are differences in performance, how do these compare to any differences seen nationally or across your family group?

### **Section 6**

This section allows you to compare the distribution of scores across all the year groups in your school.

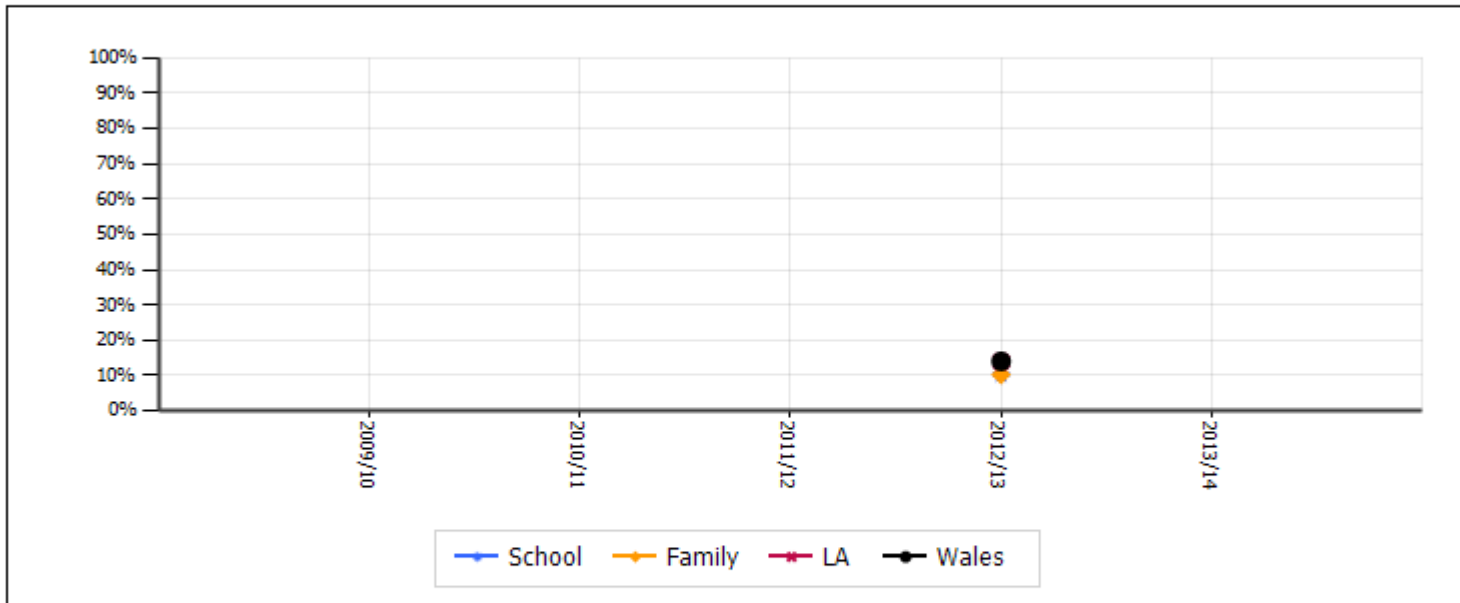
Is there a year group where pupils have achieved higher standardised scores than in other year groups? Is there a year group where more pupils have scores in the lowest standardised score band?

Is there a year group where the gender difference in performance in your school does not match that at national level?

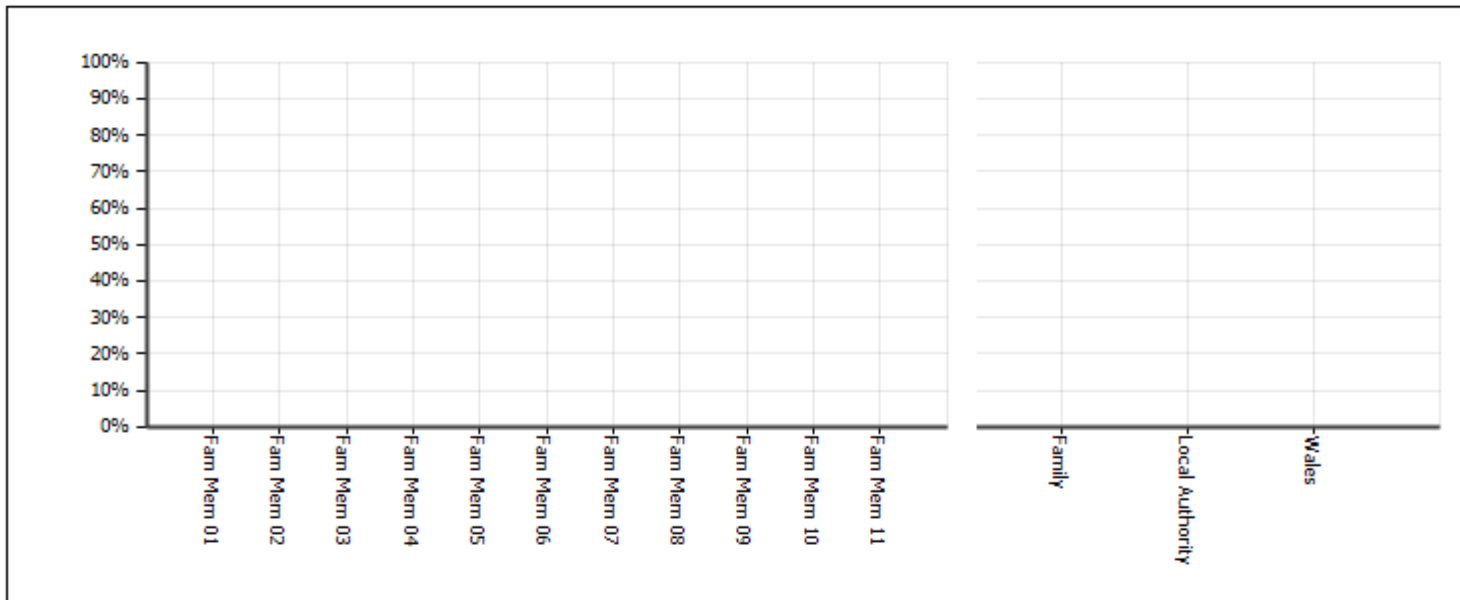
**Section 1 - NCY7**

**Standardised Score of < 85**

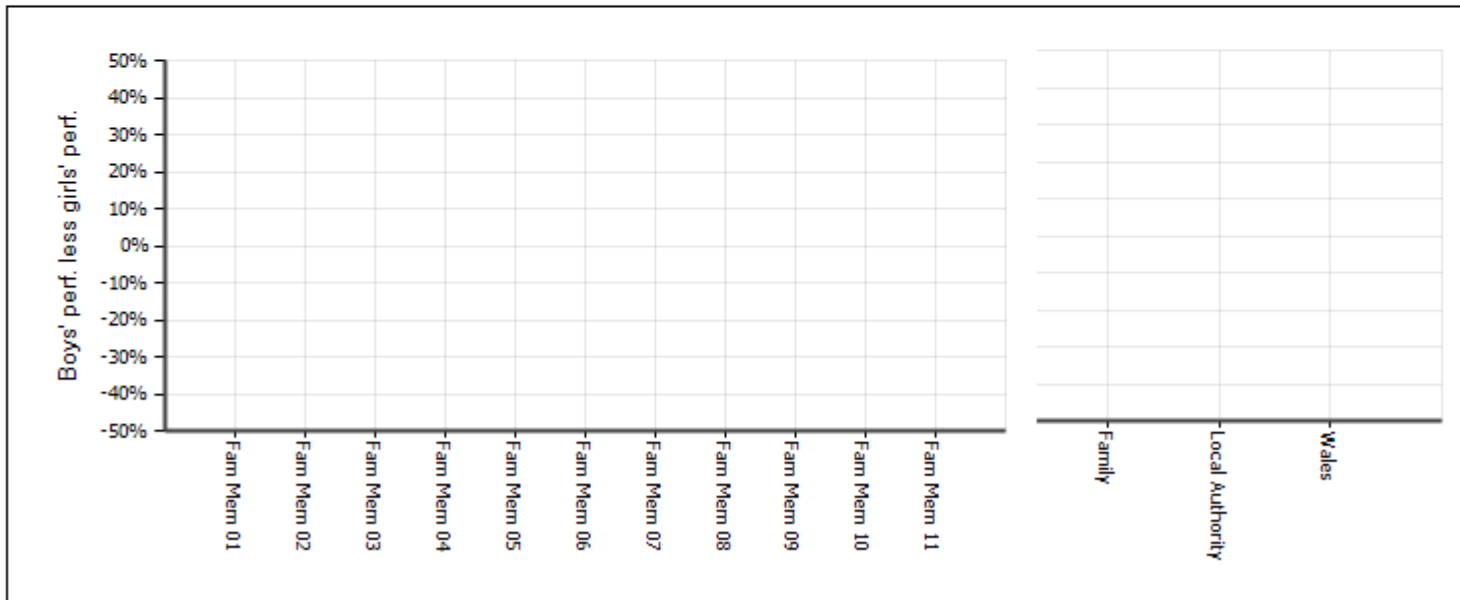
**1.1a** % pupils achieving



**1.1b** Family comparison



**1.1c** Family comparison – gender differences

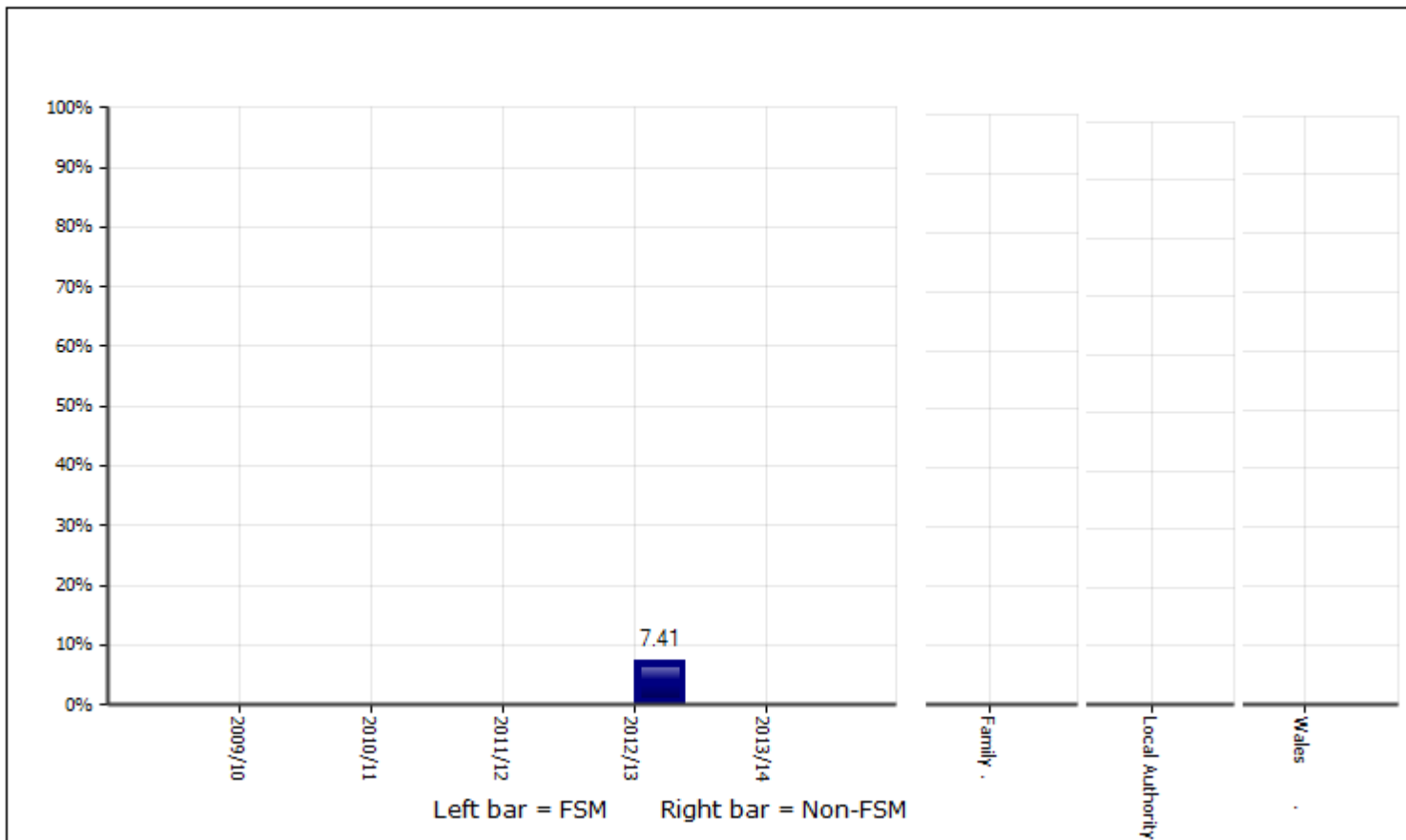


**Section 1 - NCY7**

[Home](#)

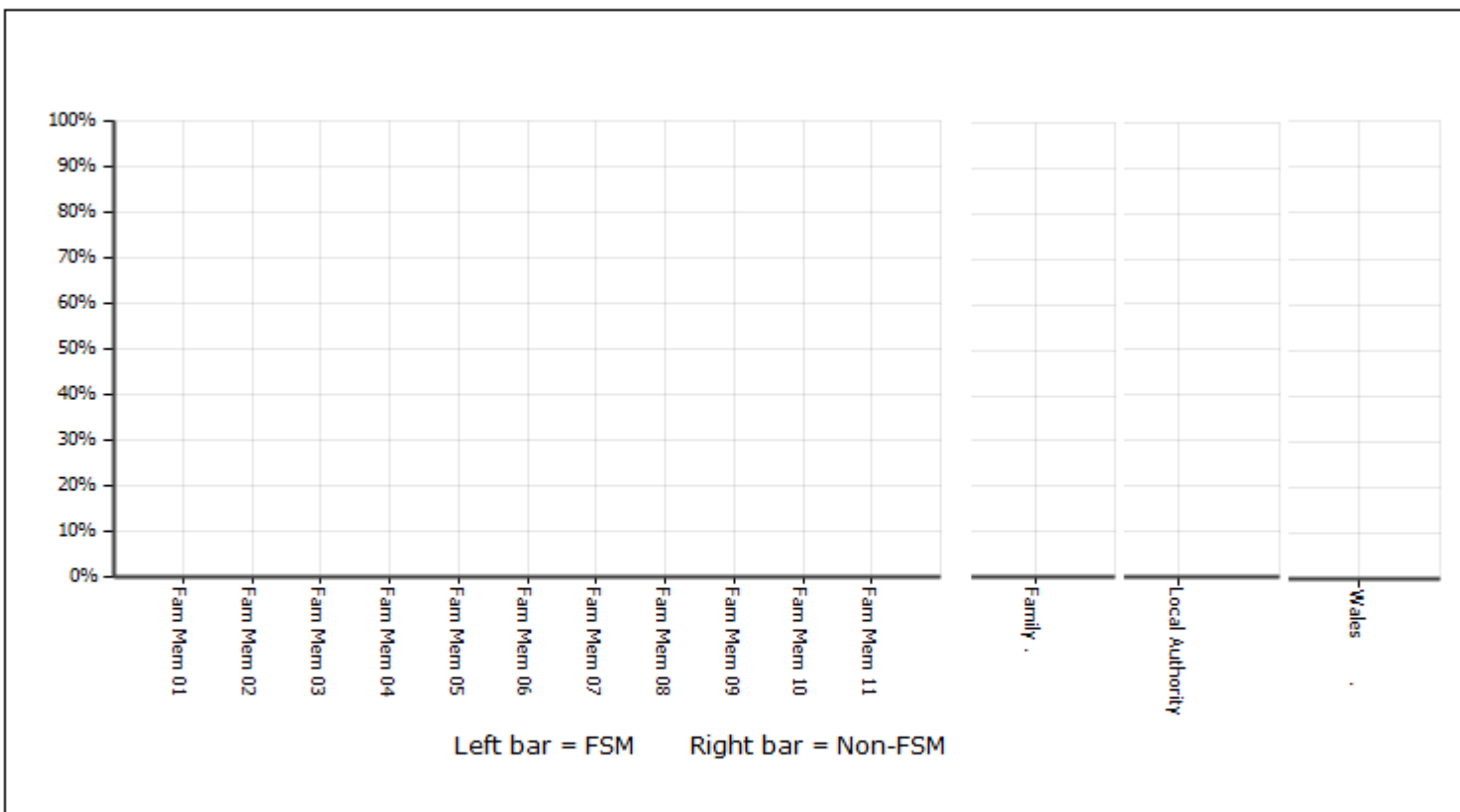
**Standardised Score of < 85**

**1.2a** FSM / non-FSM trend



FSM / non-FSM - Family comparison. (All data labels are to 2 dp but the second dp may be hidden by a bar)

**1.2b**

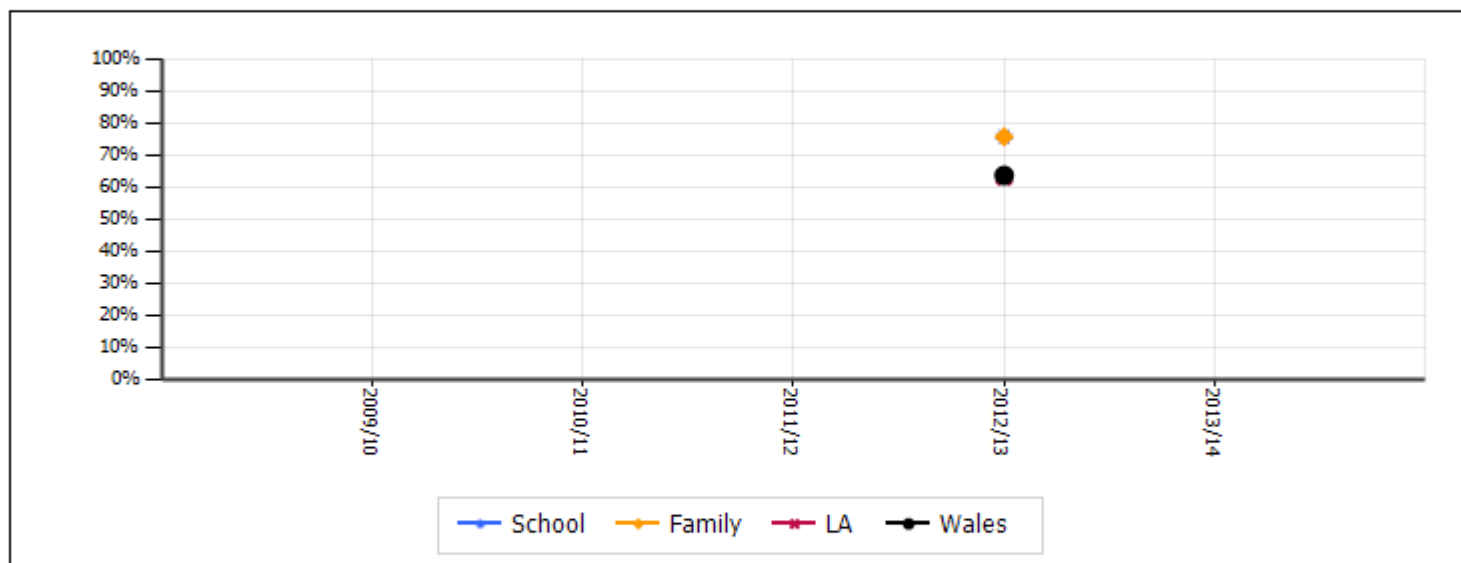


**Section 1 - NCY7**

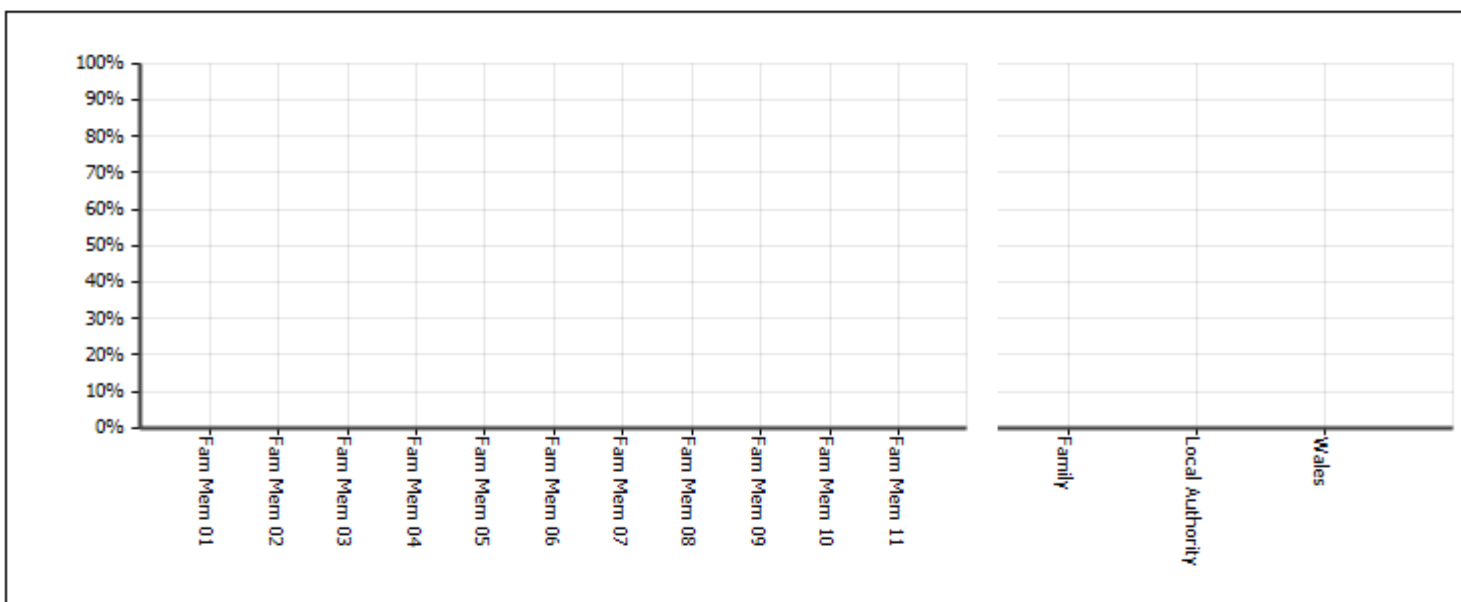
Home

**Standardised Score of between 85 -115**

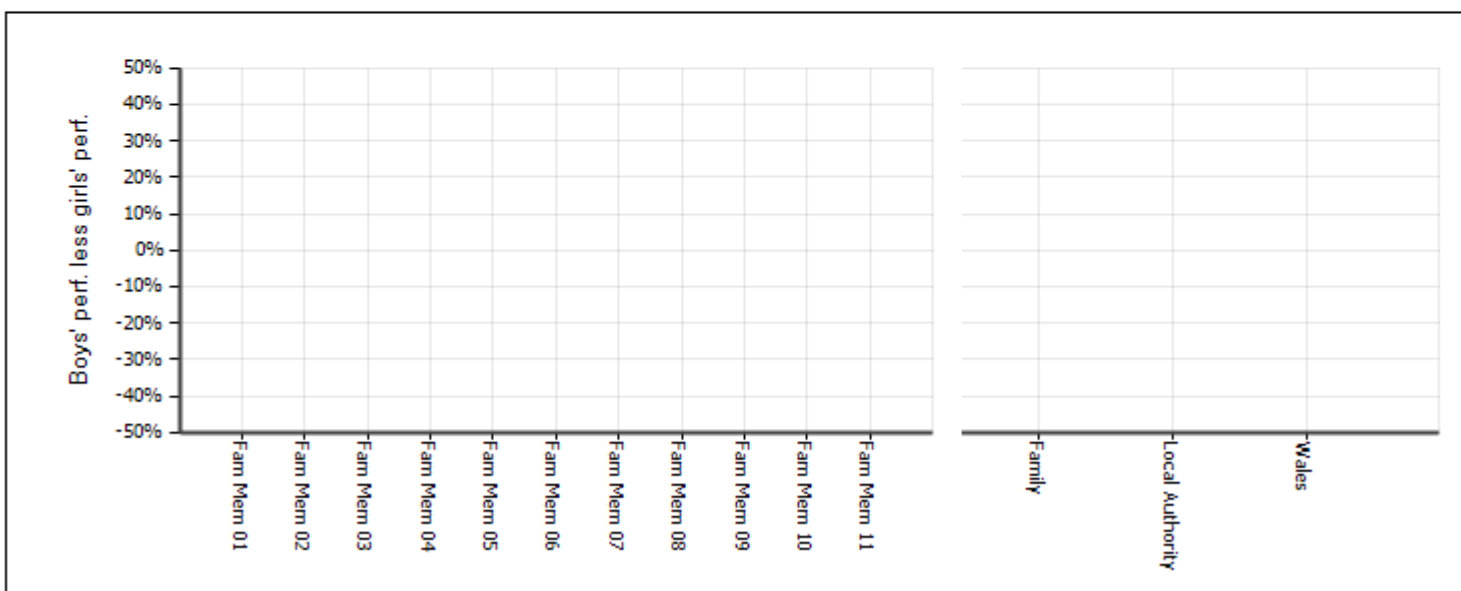
**1.3a** % pupils achieving



**1.3b** Family comparison



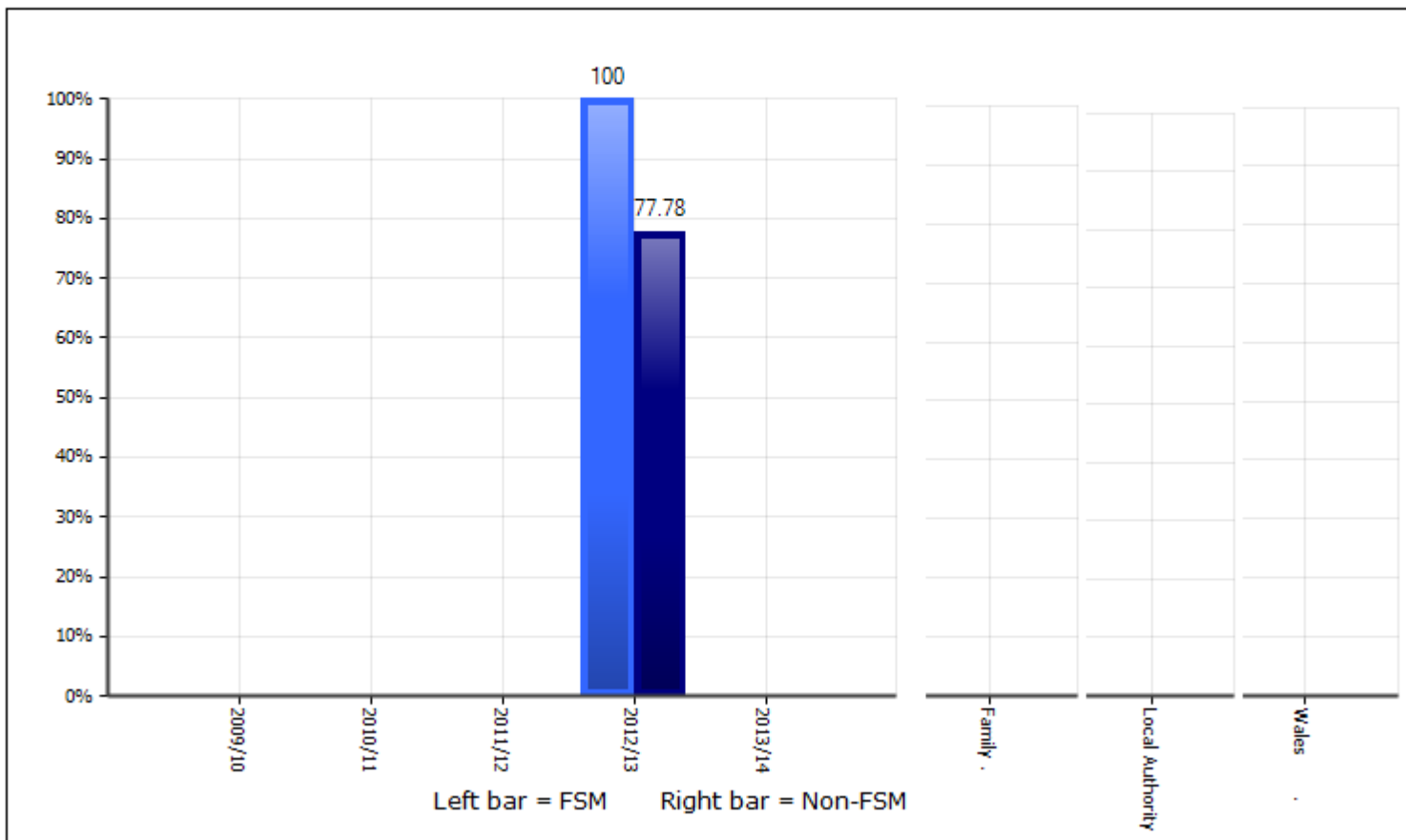
**1.3c** Family comparison – gender differences



**Section 1 - NCY7**

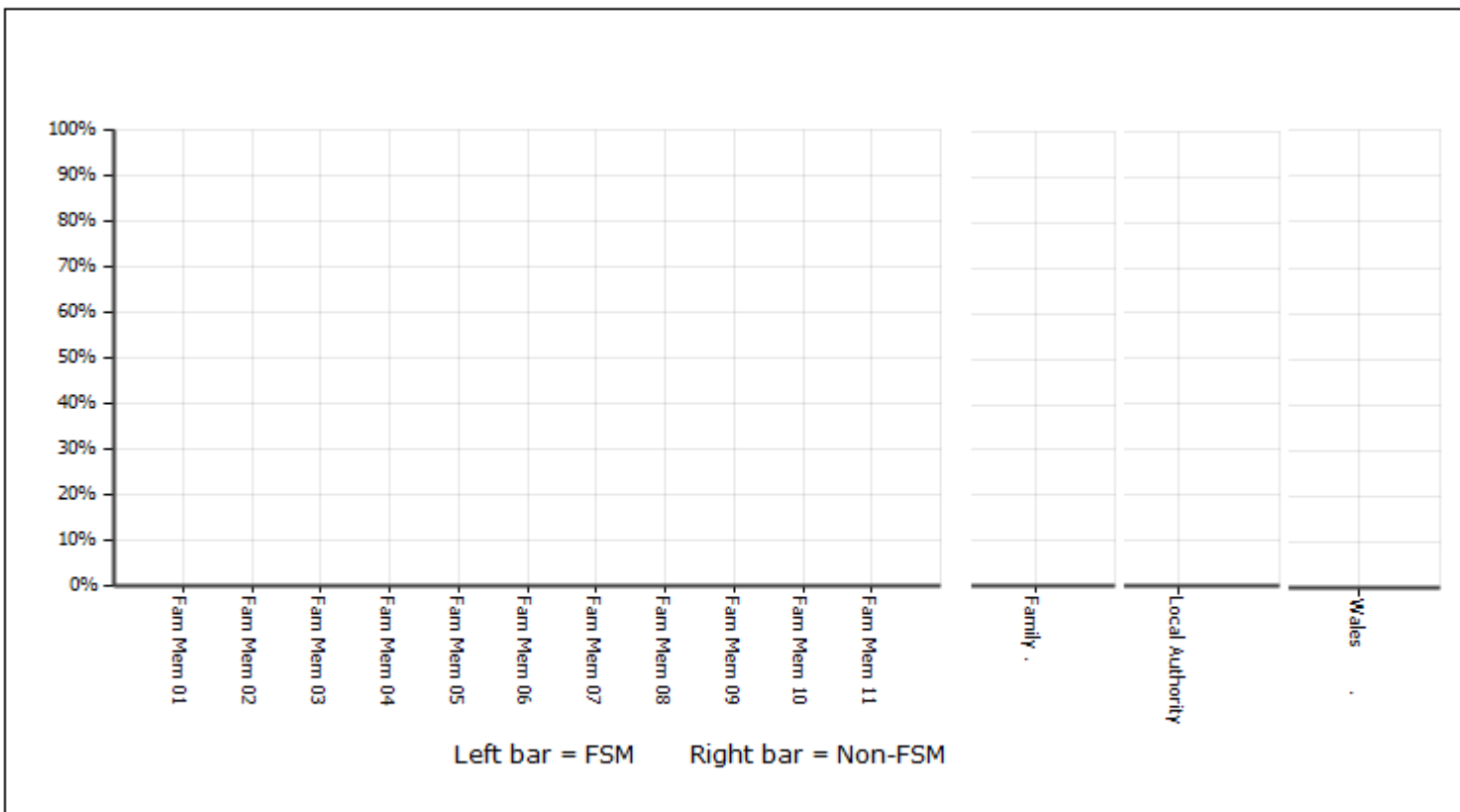
**Standardised Score of between 85 -115**

**1.4a** FSM / non-FSM trend



FSM / non-FSM - Family comparison. (All data labels are to 2 dp but the second dp may be hidden by a bar)

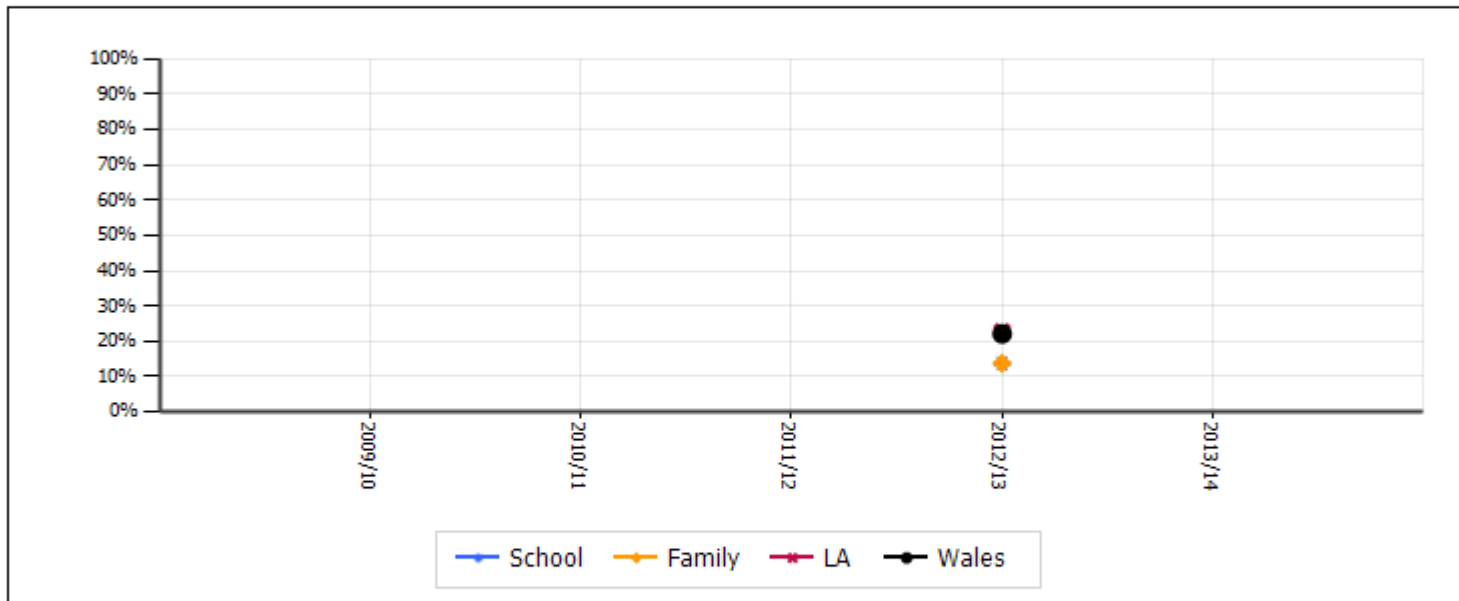
**1.4b**



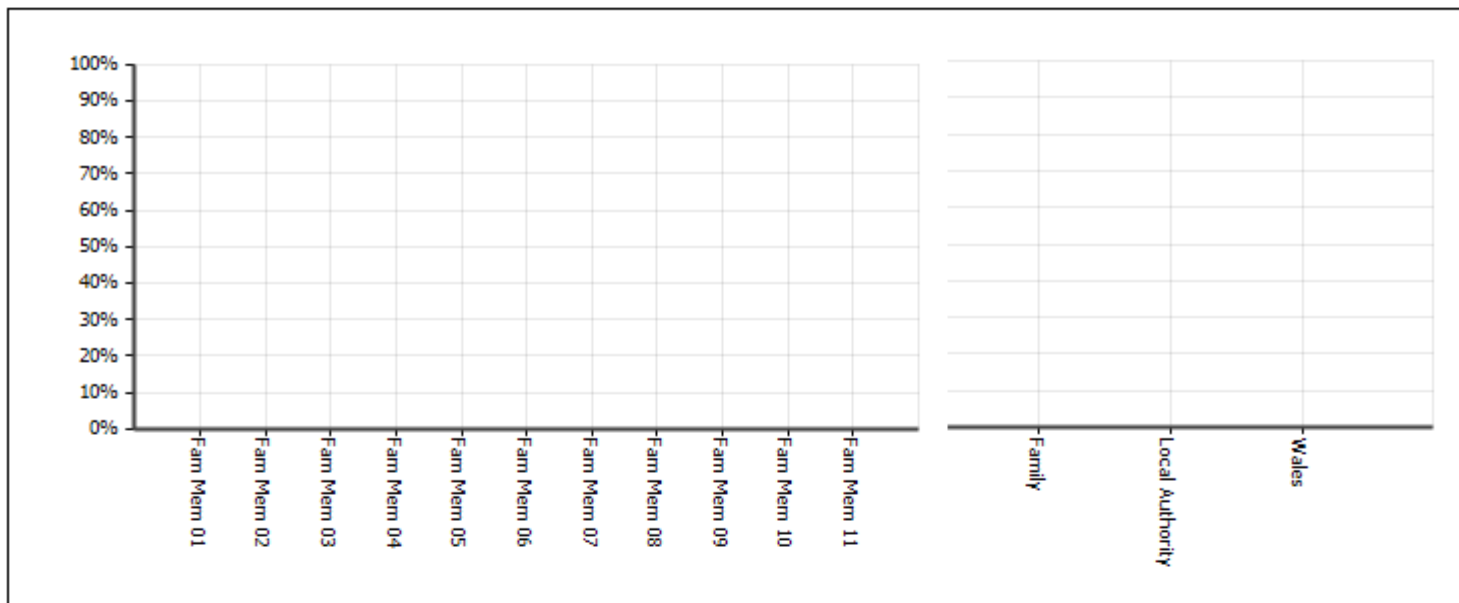
**Section 1 - NCY7**

**Standardised Score of > 115**

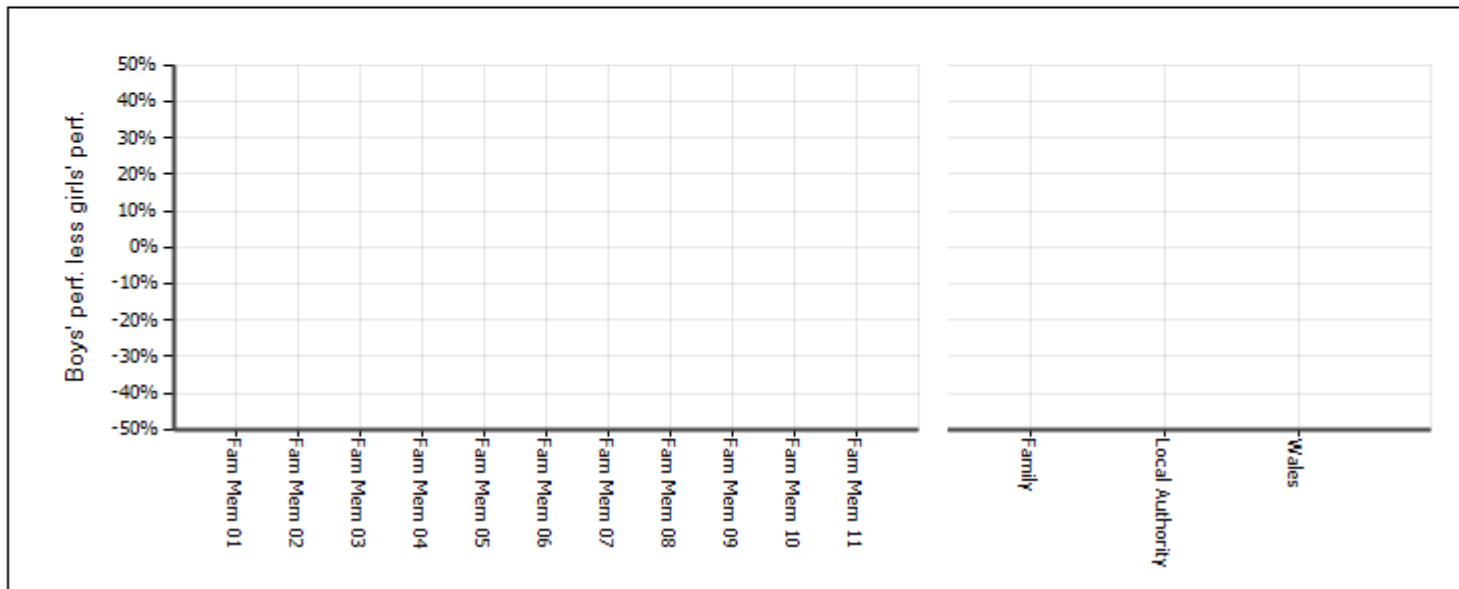
**1.5a** % pupils achieving



**1.5b** Family comparison



**1.5c** Family comparison – gender differences

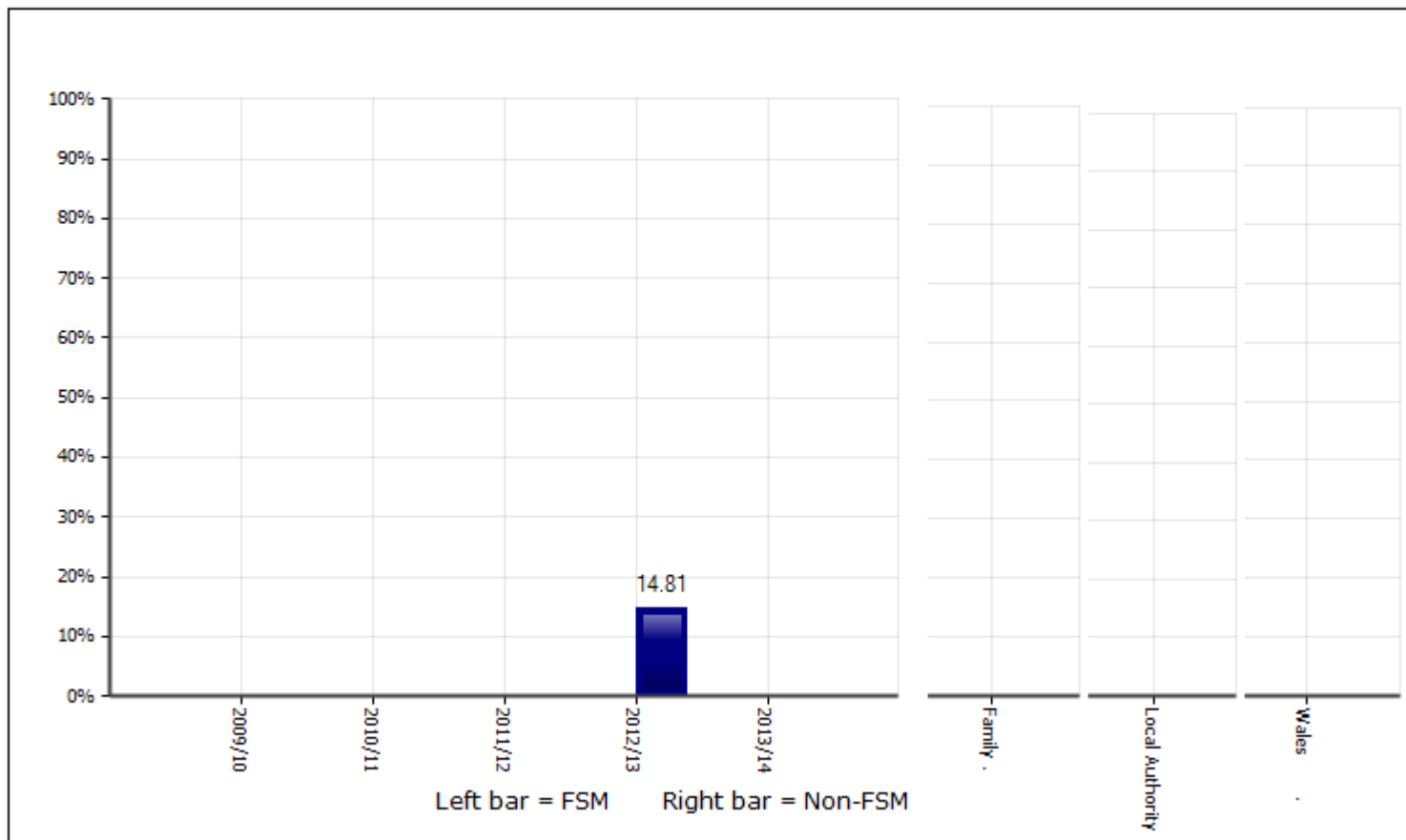


### Section 1 - NCY7

Home

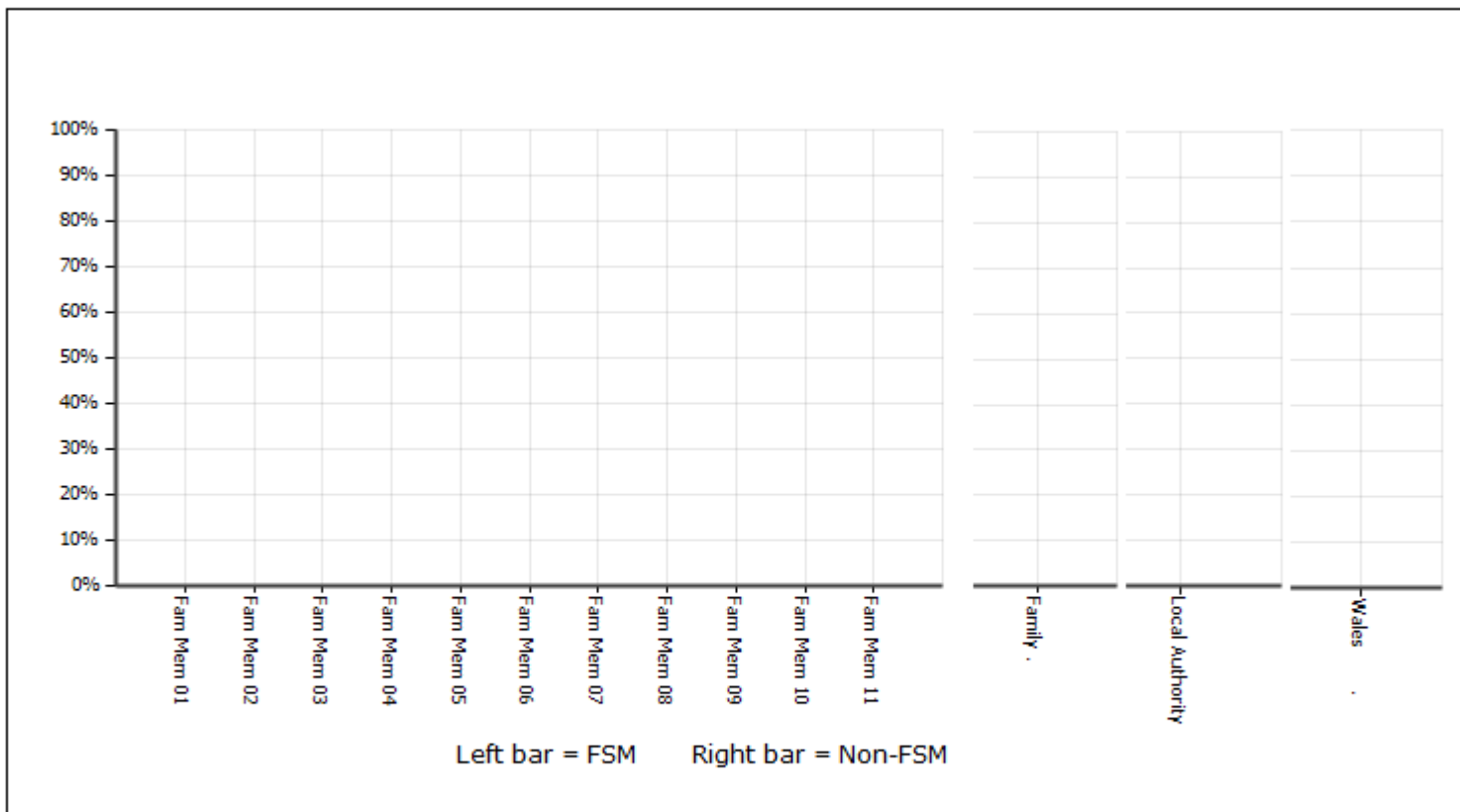
#### Standardised Score of > 115

#### 1.6a FSM / non-FSM trend



#### 1.6b

FSM / non-FSM - Family comparison. (All data labels are to 2 dp but the second dp may be hidden by a bar)





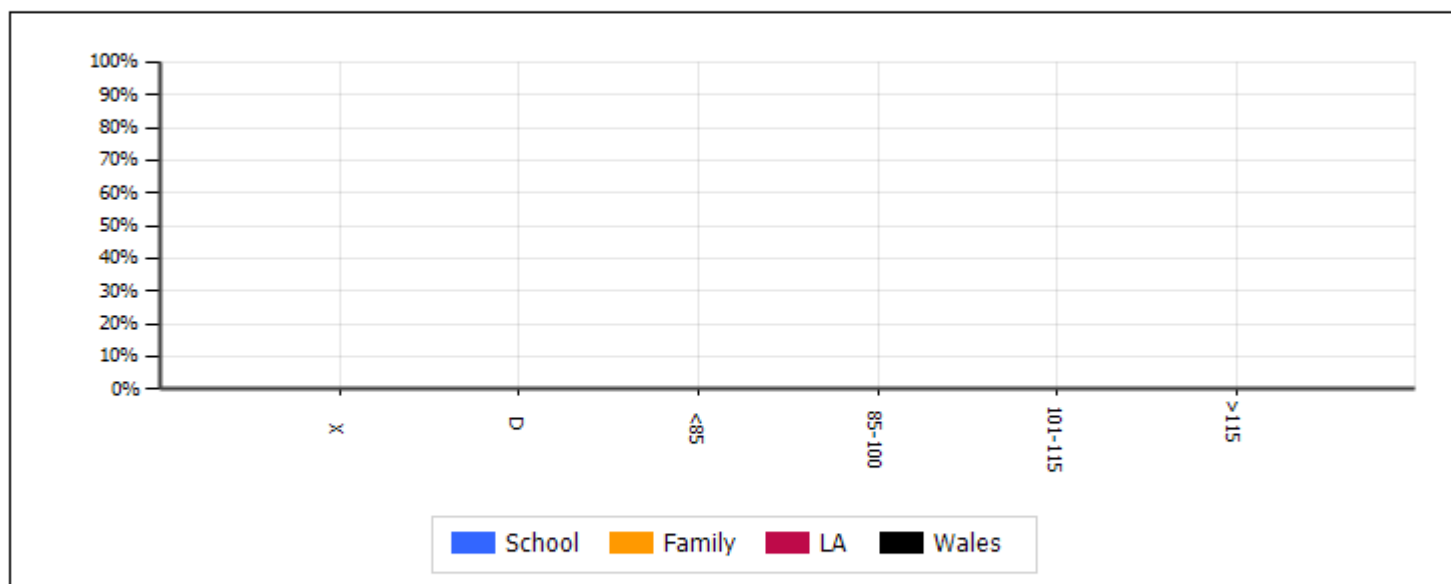
**Section 1 - NCY7**

X = Absent during test window  
D = Disapplied

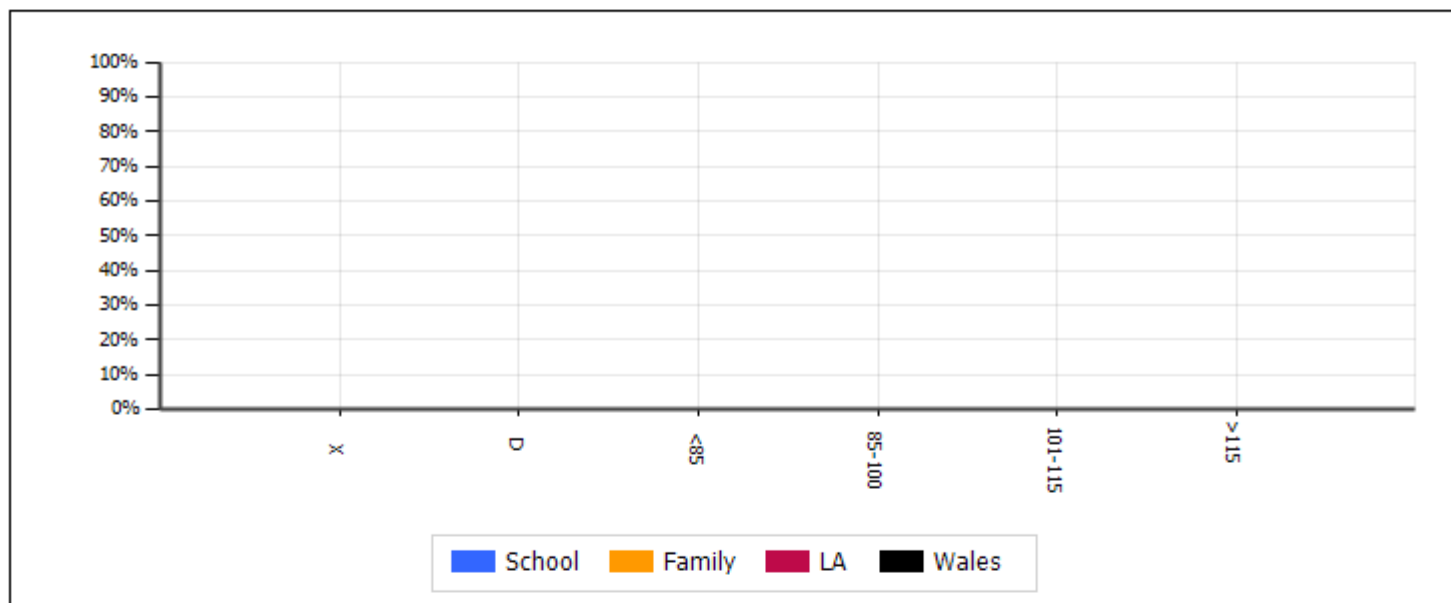
[Home](#)

**Standardised Score Range**

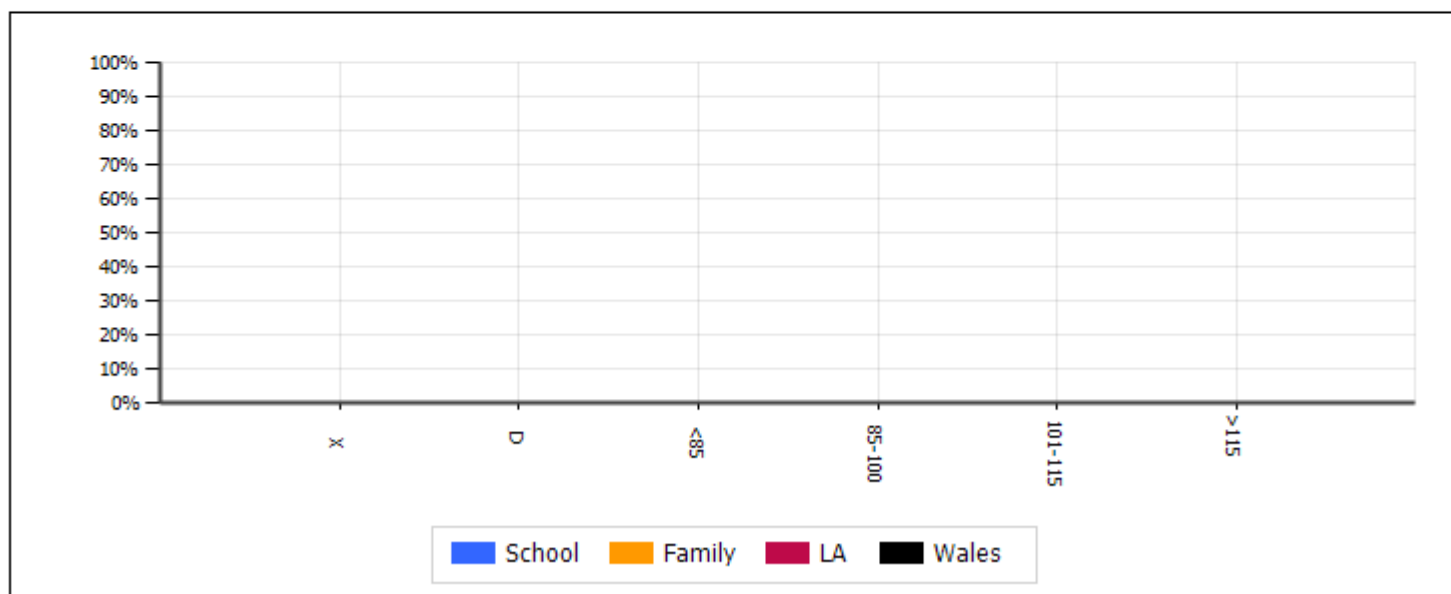
**1.7a** % pupils achieving



**1.7b** % boys achieving



**1.7c** % girls achieving

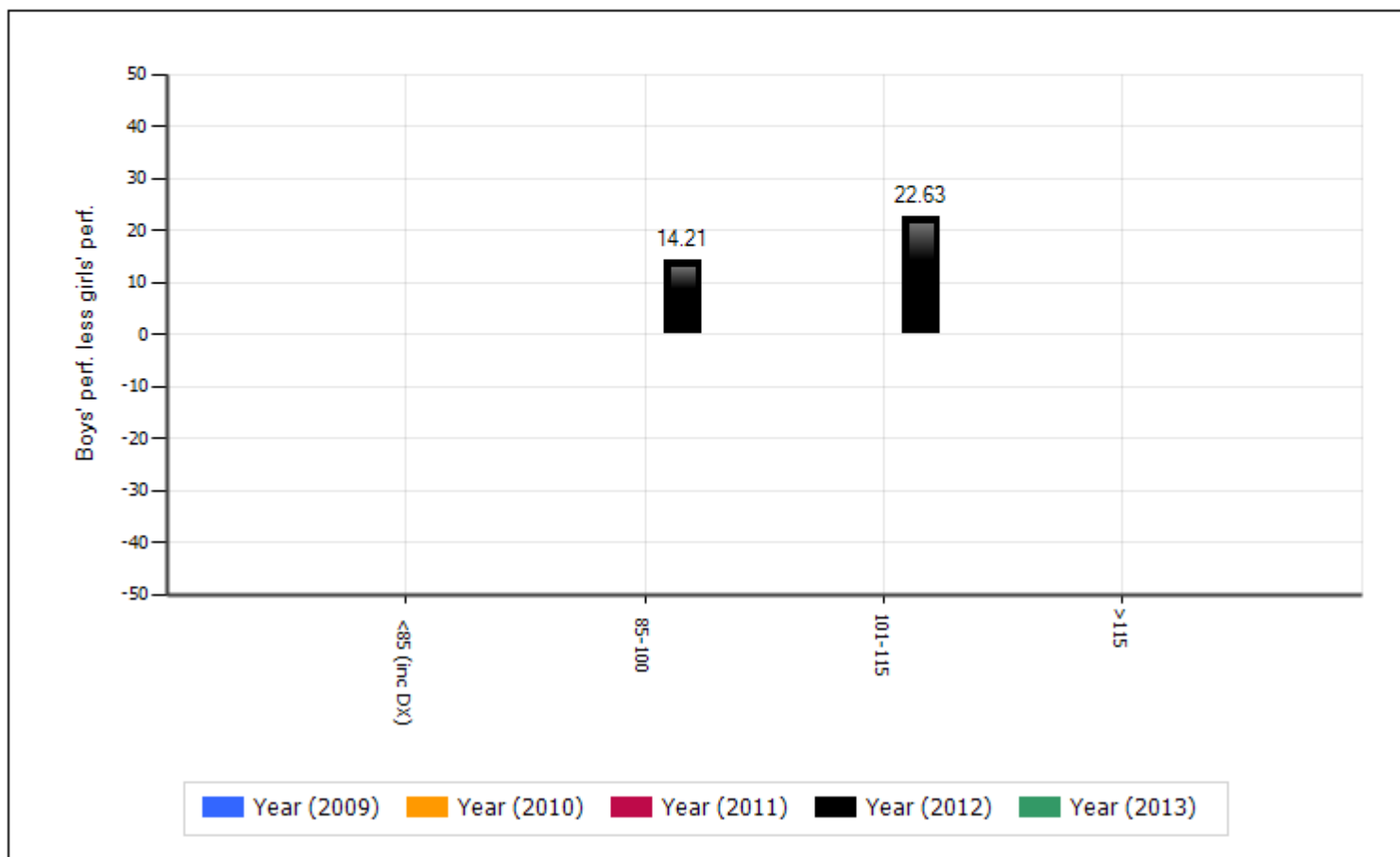


**Section 1 - NCY7**

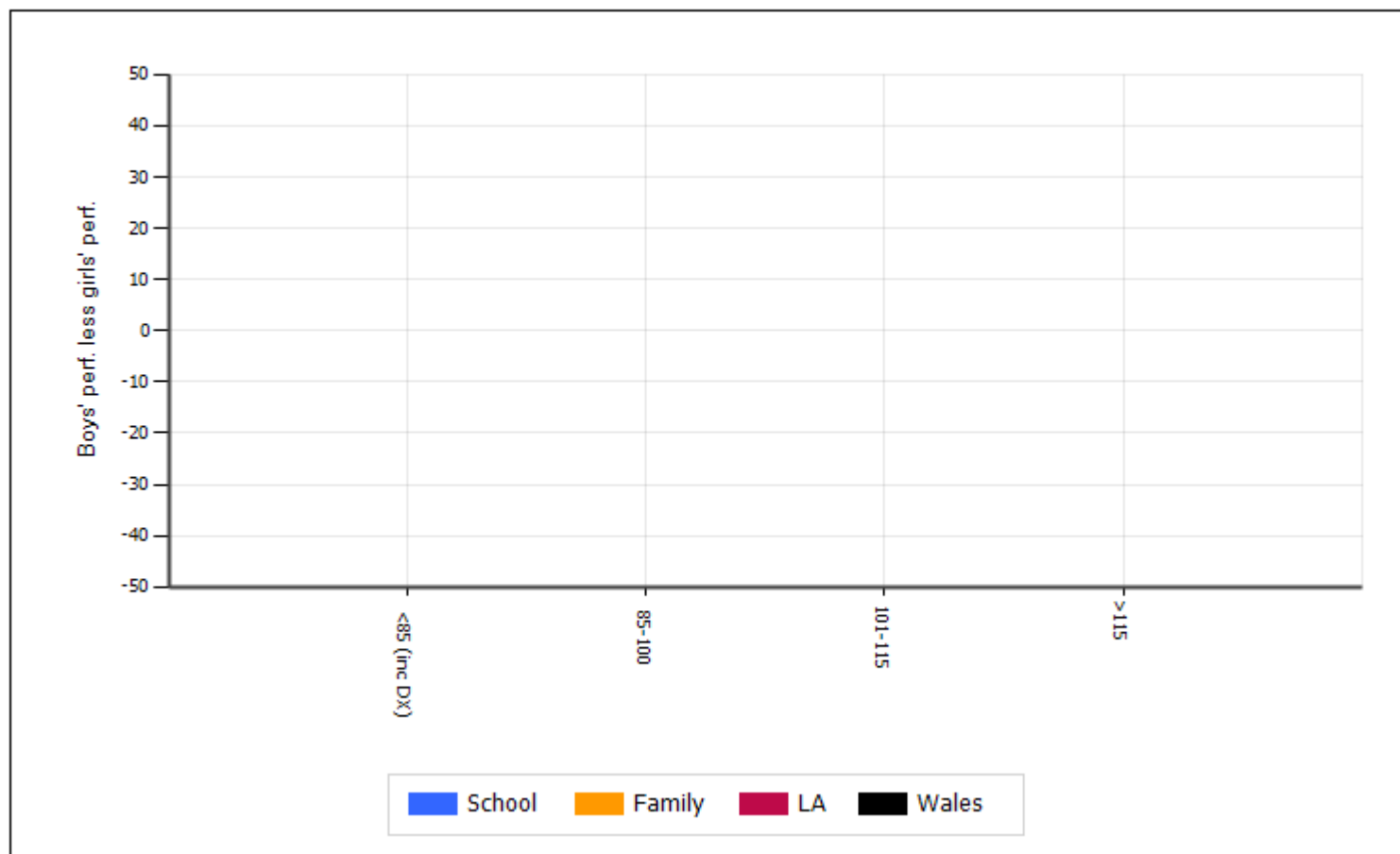
[Home](#)

**Gender differences**

**1.8a** Standardised score - over time



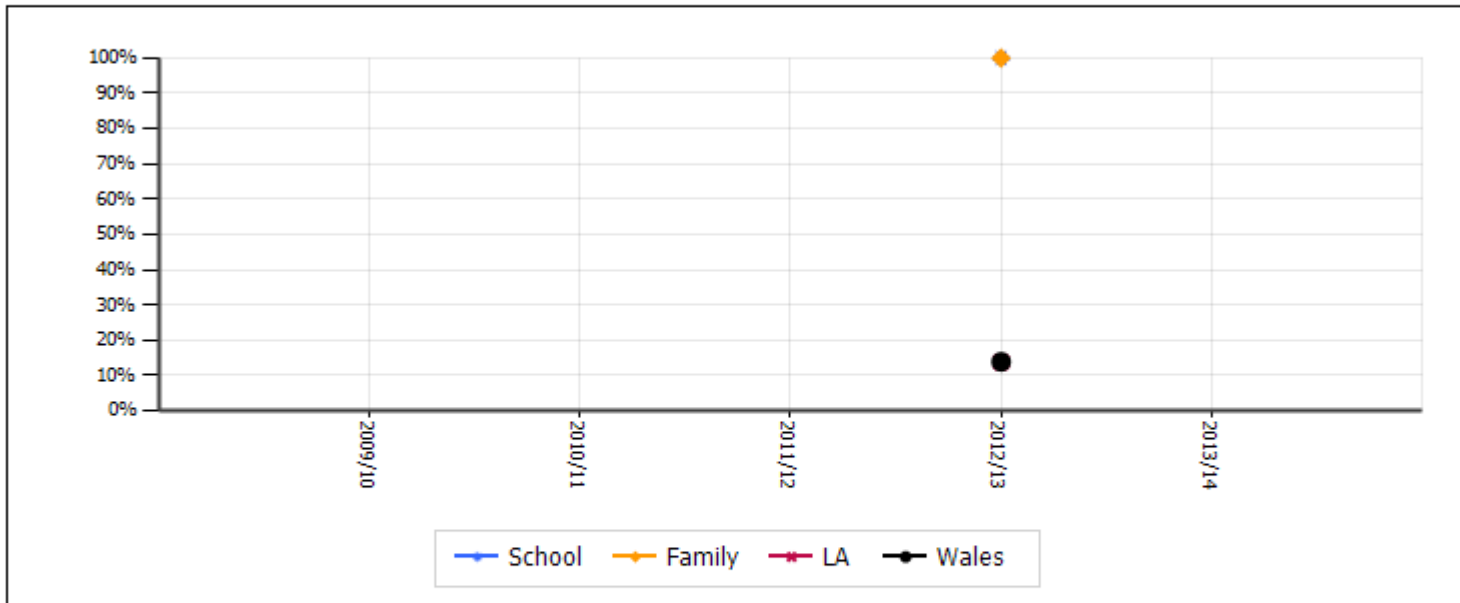
**1.8b** Standardised score - by organisation



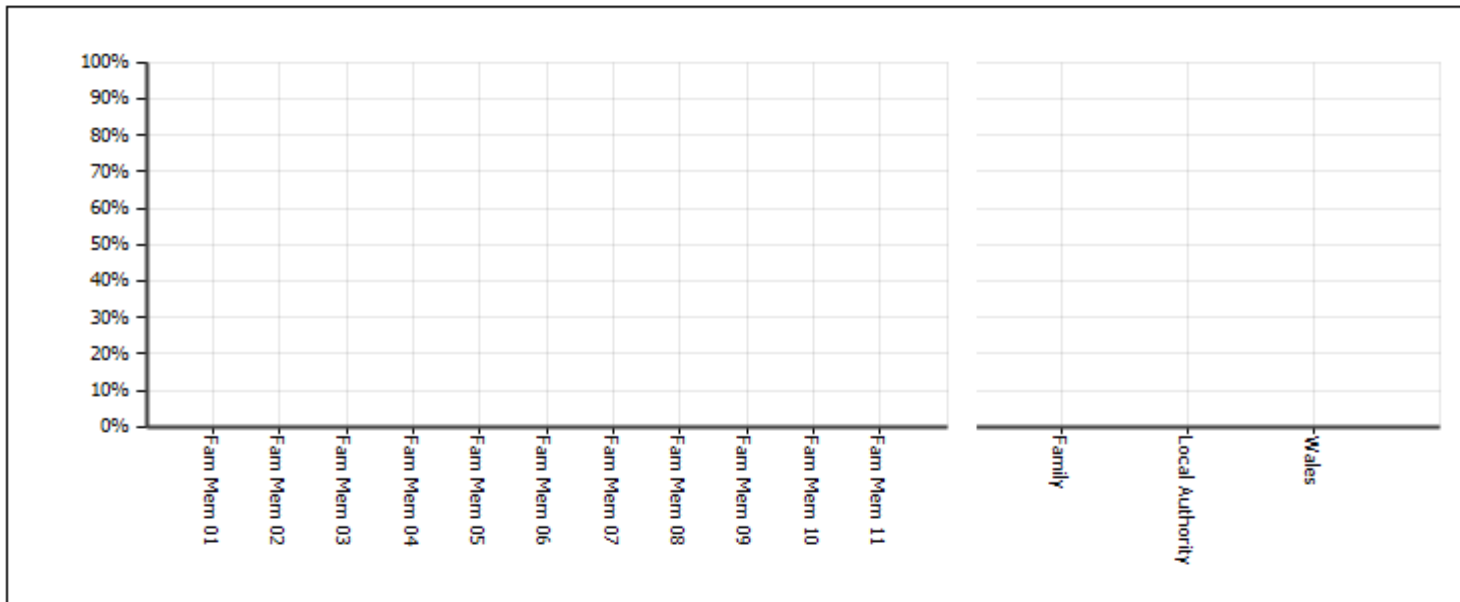
**Section 2 - NCY8**

**Standardised Score of < 85**

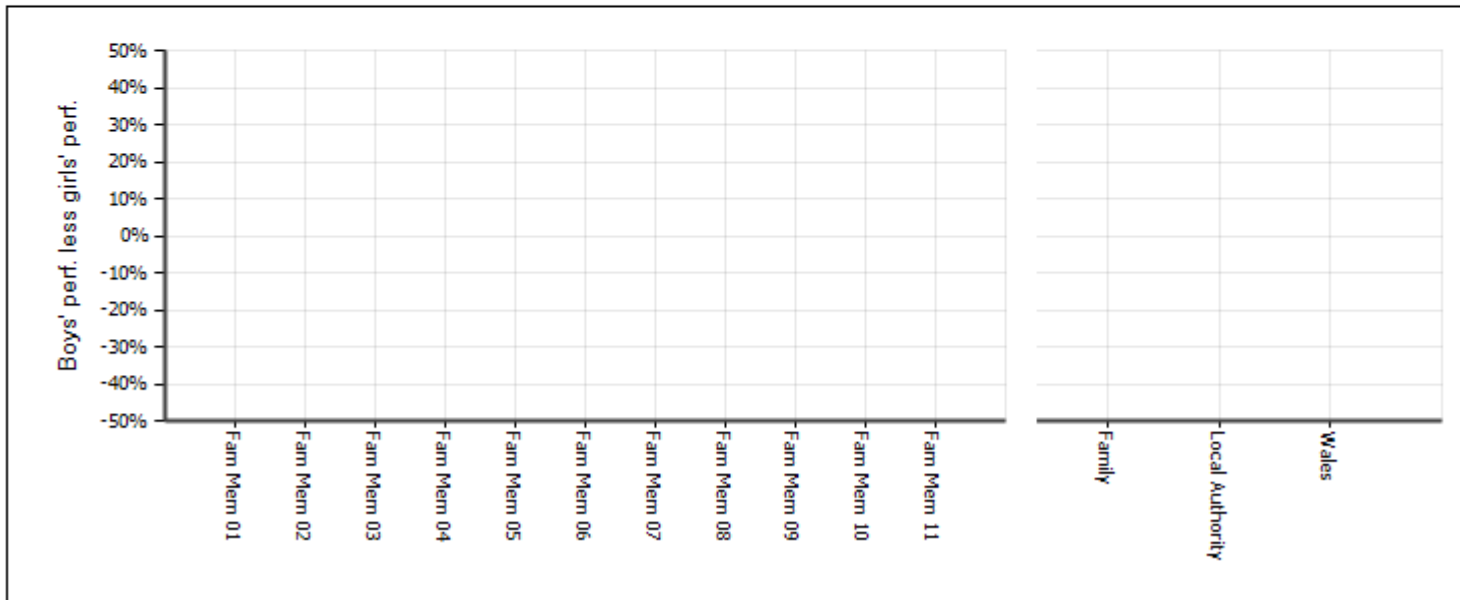
**2.1a** % pupils achieving



**2.1b** Family comparison



**2.1c** Family comparison – gender differences

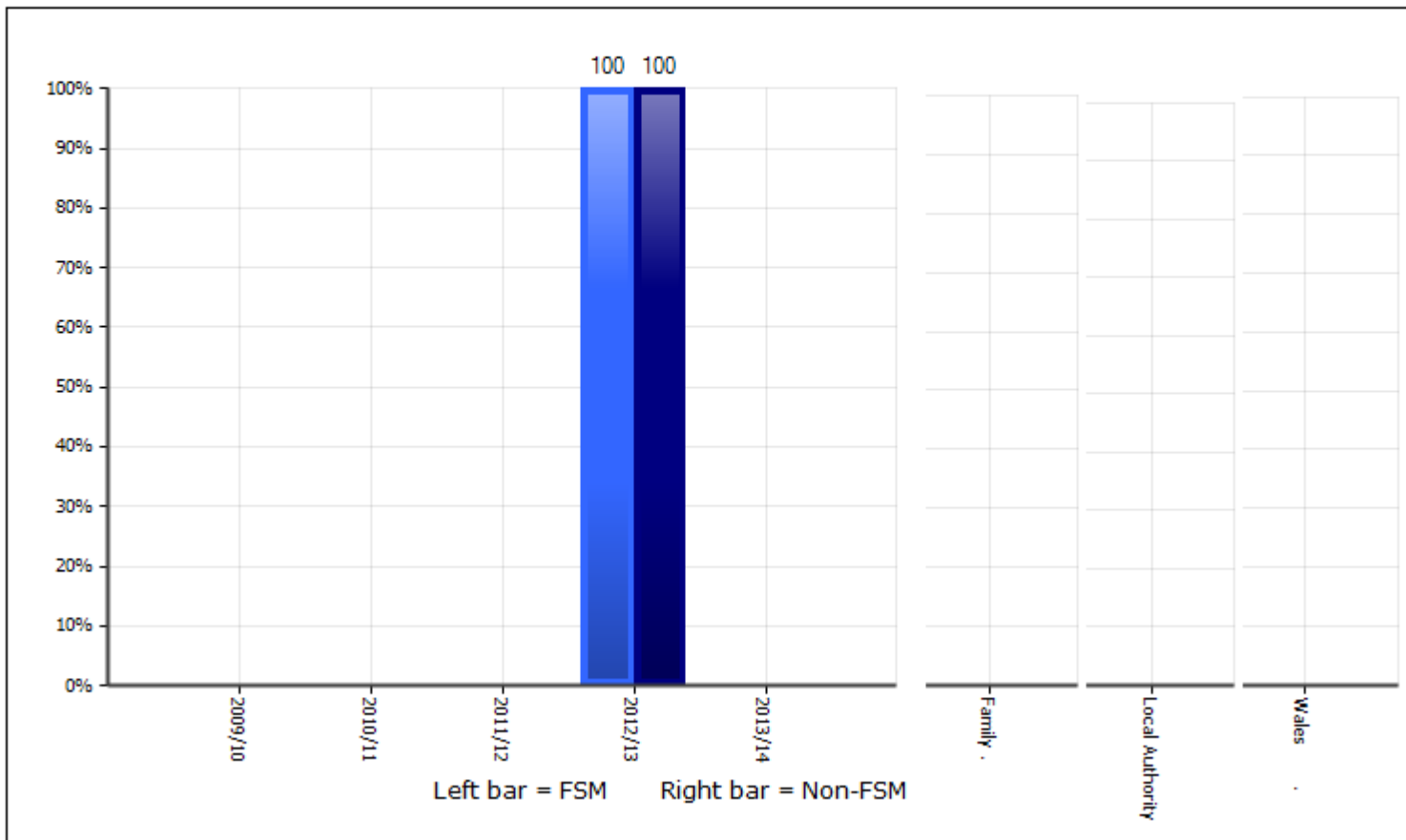


**Section 2 - NCY8**

Home

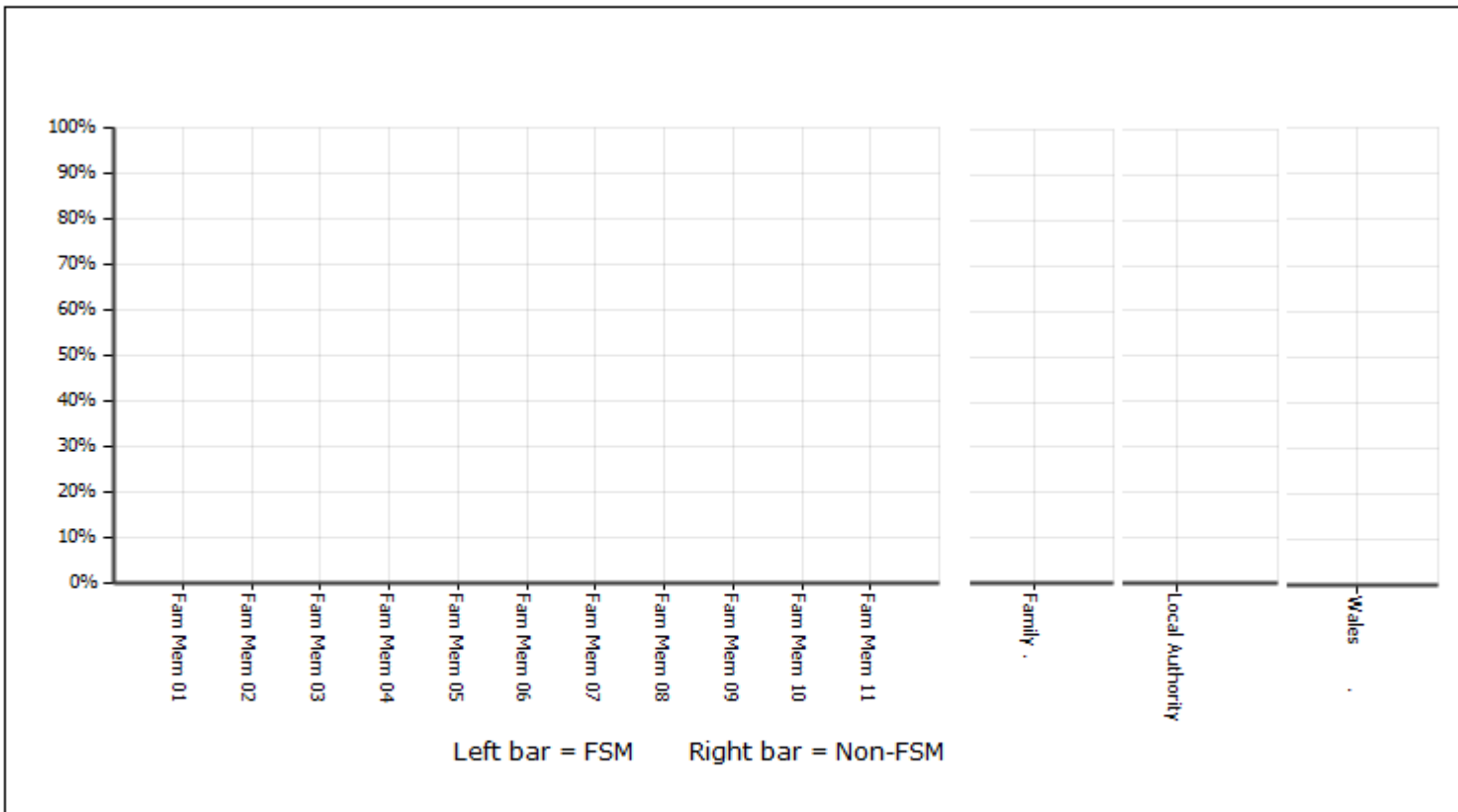
**Standardised Score of < 85**

**2.2a** FSM / non-FSM trend



FSM / non-FSM - Family comparison. (All data labels are to 2 dp but the second dp may be hidden by a bar)

**2.2b**

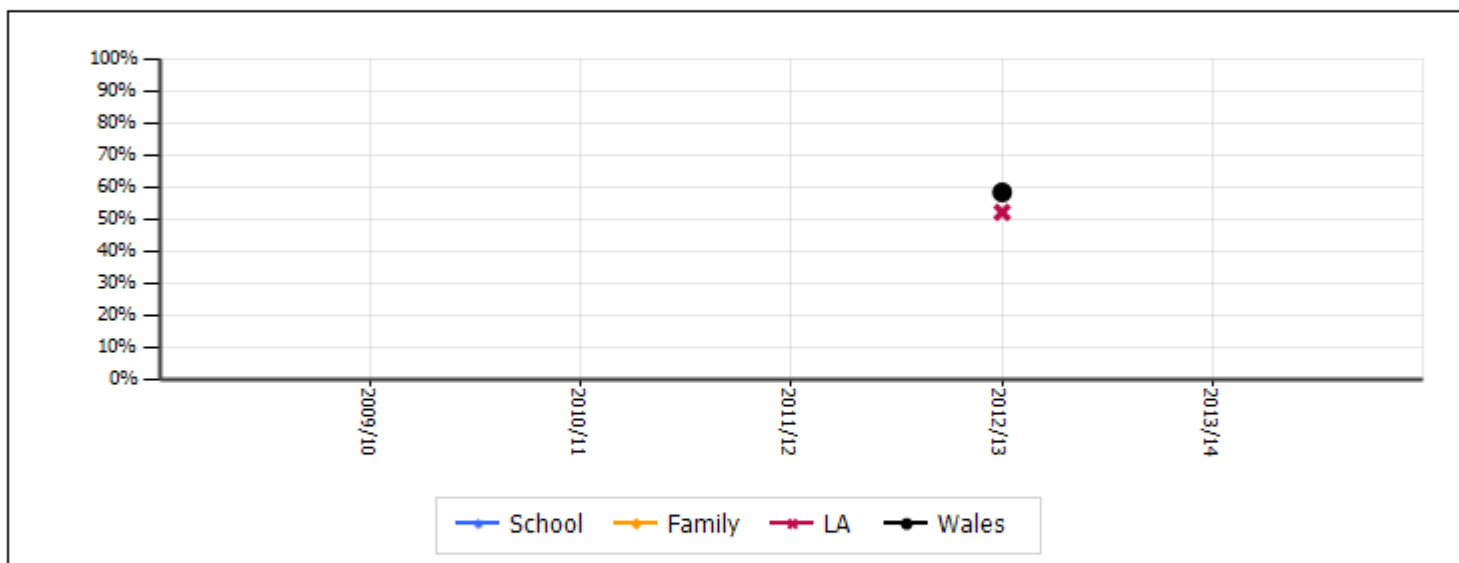


**Section 2 - NCY8**

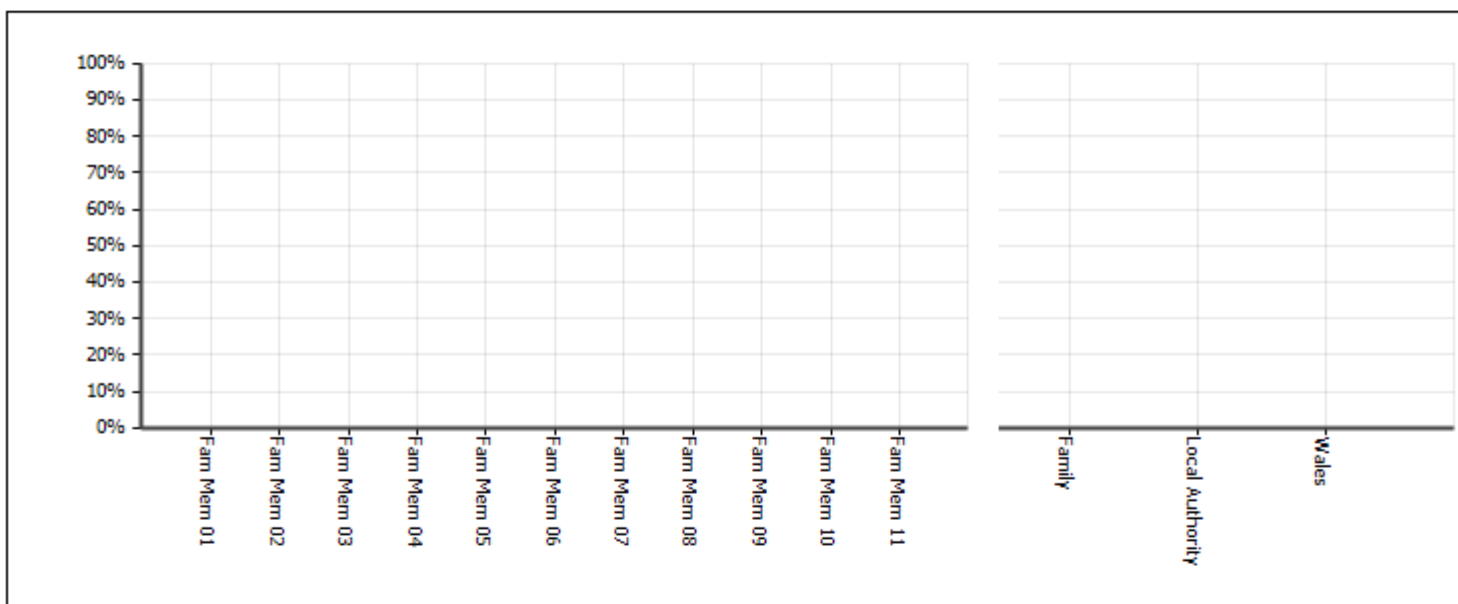
[Home](#)

**Standardised Score of between 85 -115**

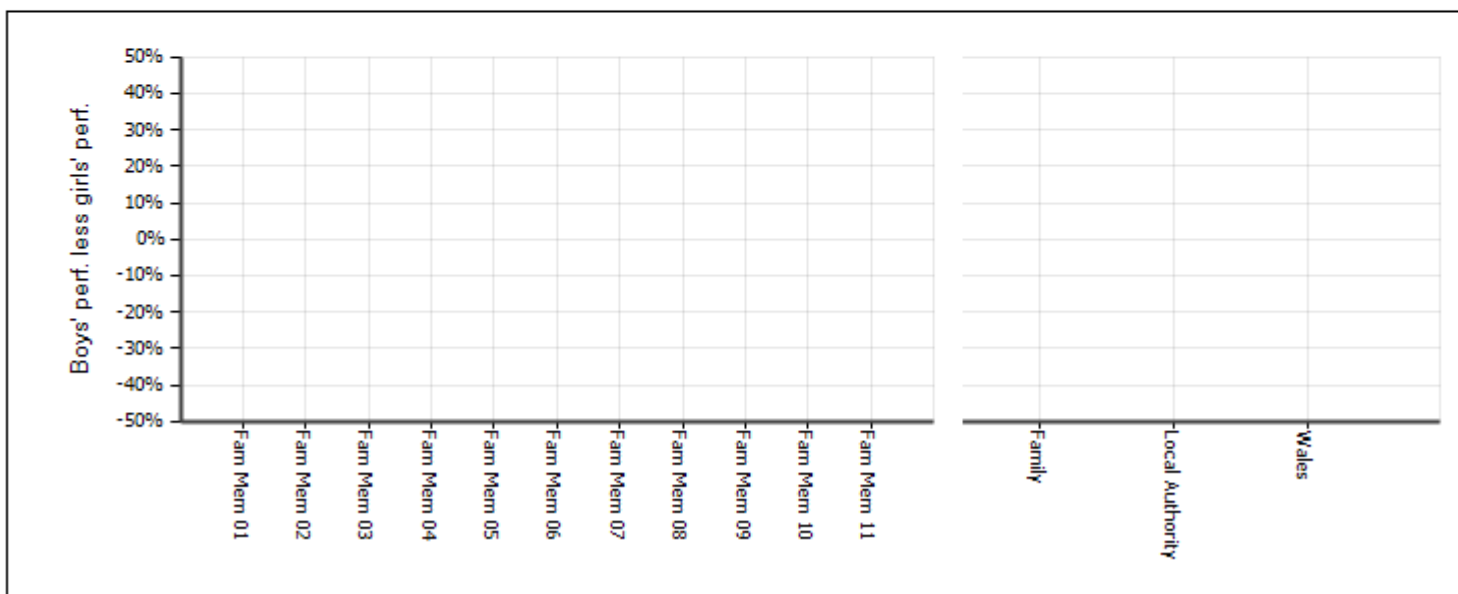
**2.3a** % pupils achieving



**2.3b** Family comparison



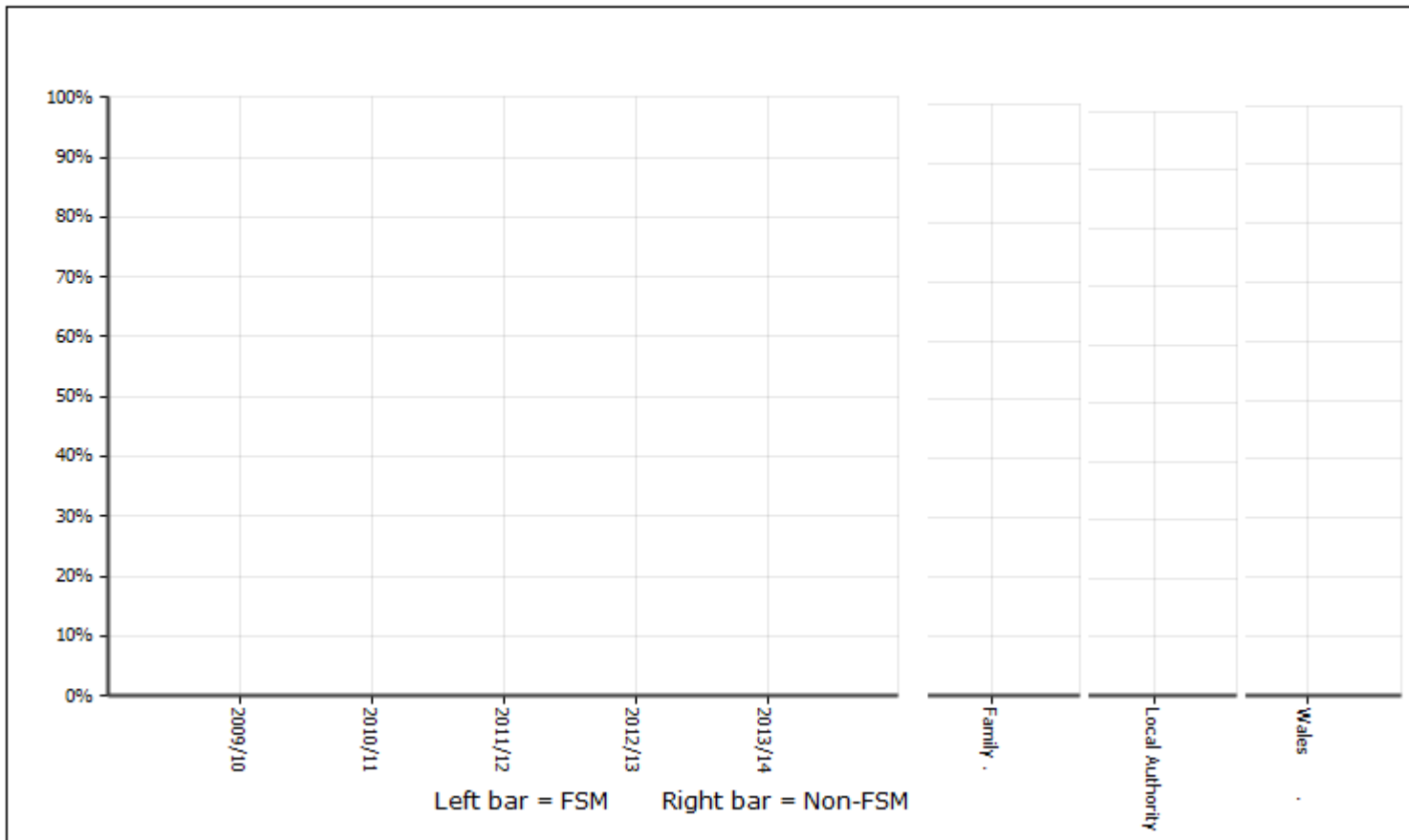
**2.3c** Family comparison – gender differences



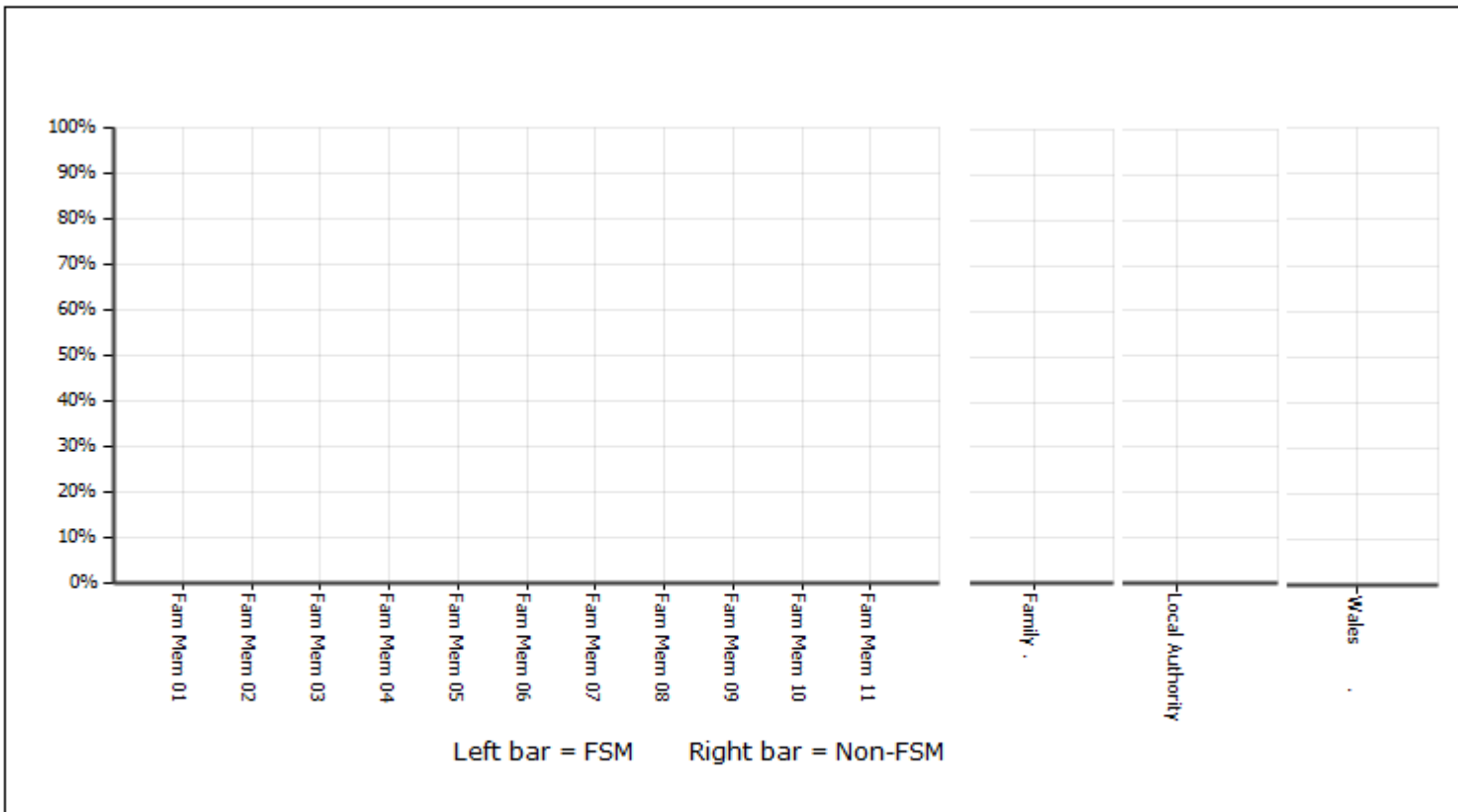
**Section 2 - NCY8**

**Standardised Score of between 85 -115**

**2.4a** FSM / non-FSM trend



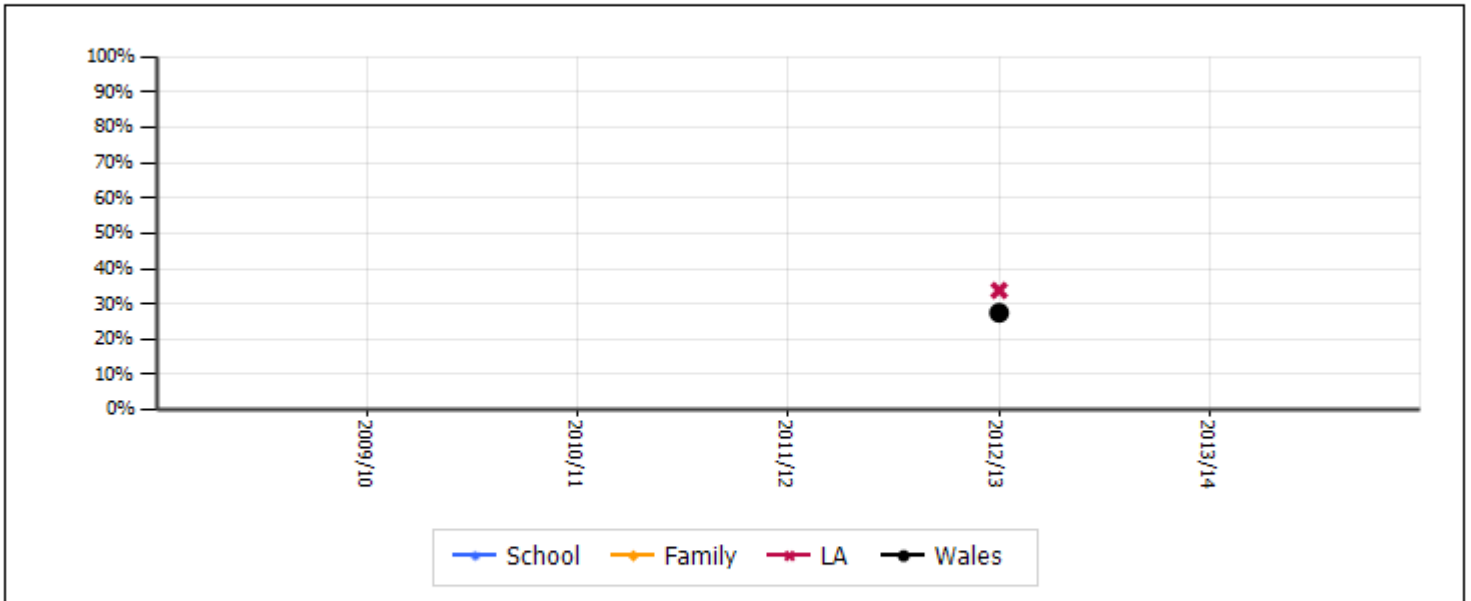
**2.4b** FSM / non-FSM - Family comparison. (All data labels are to 2 dp but the second dp may be hidden by a bar)



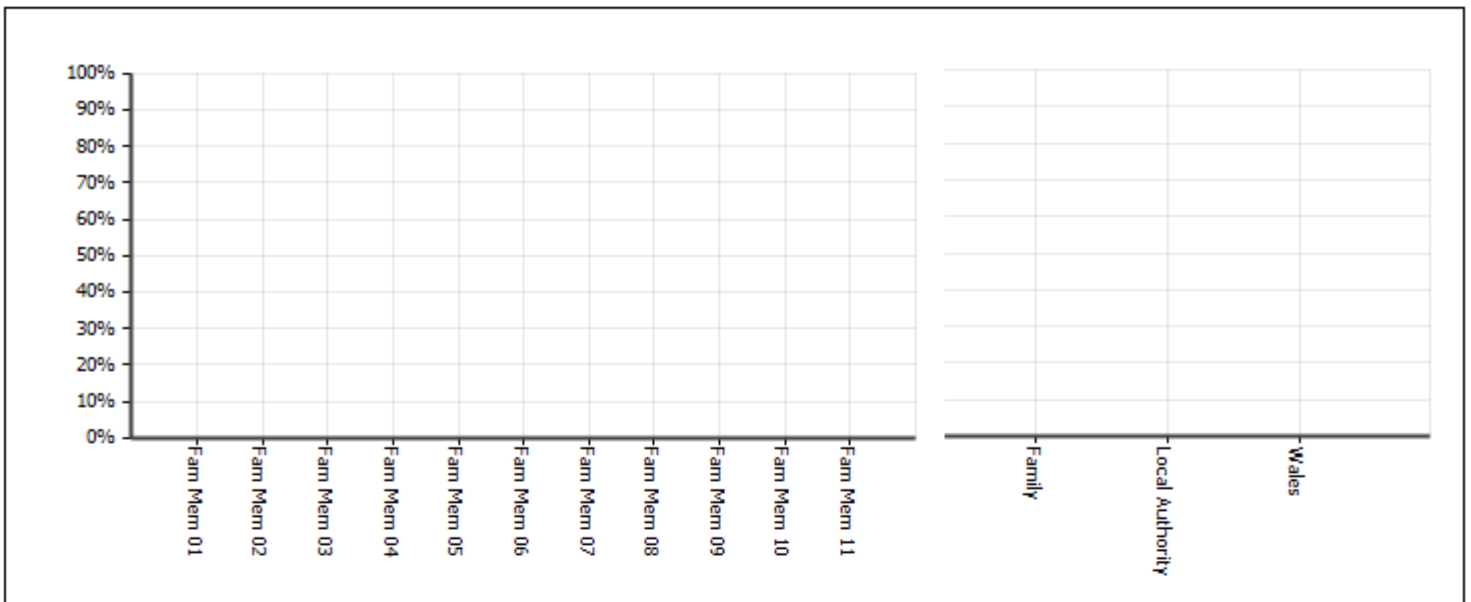
**Section 2 - NCY8**

**Standardised Score of > 115**

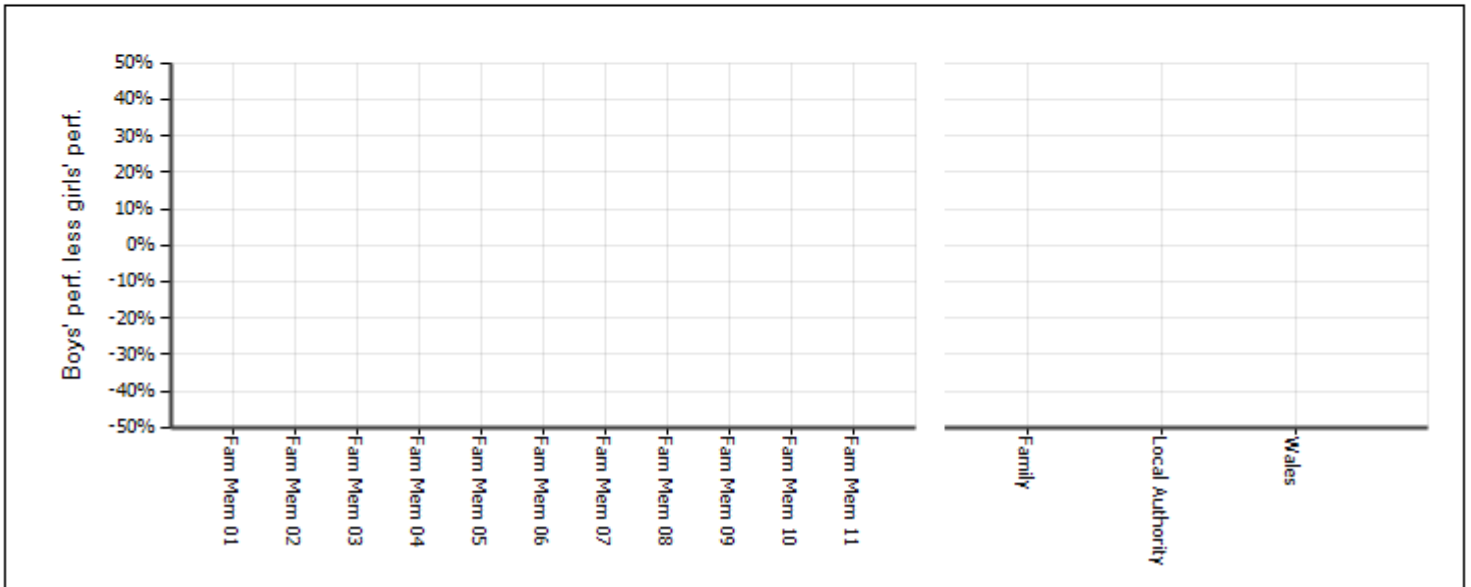
**2.5a** % pupils achieving



**2.5b** Family comparison



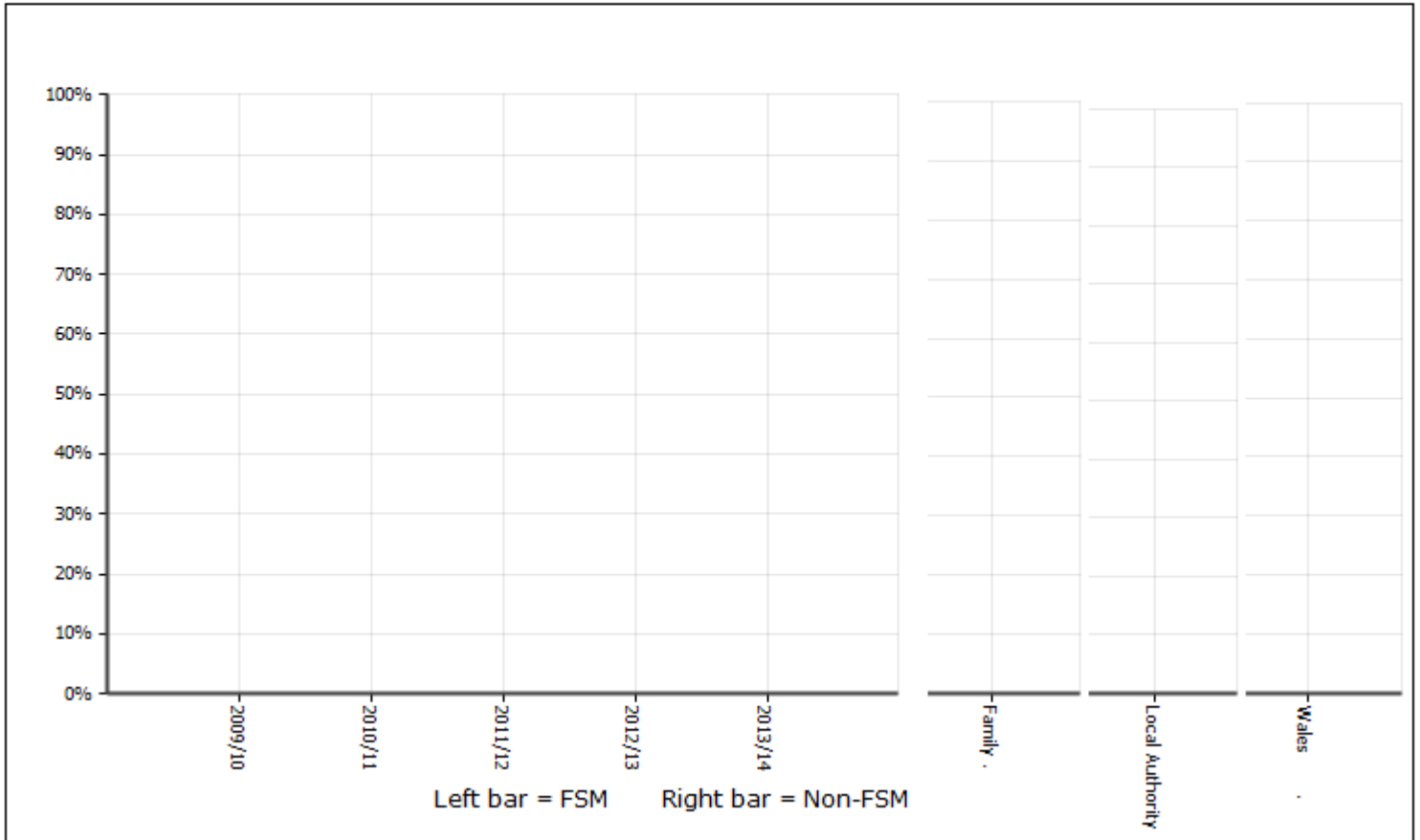
**2.5c** Family comparison – gender differences



**Section 2 - NCY8**

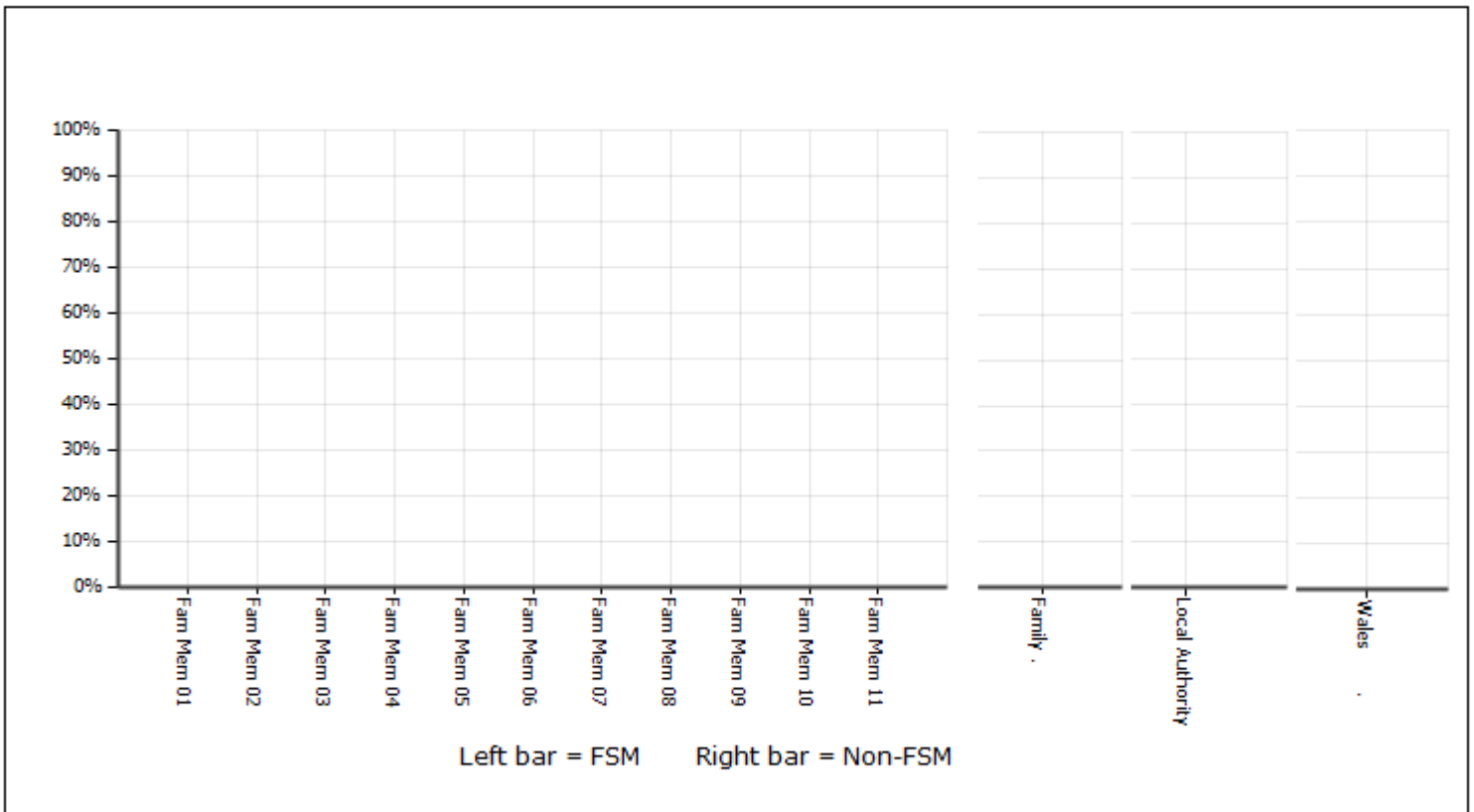
**Standardised Score of > 115**

**2.6a** FSM / non-FSM trend



**2.6b**

FSM / non-FSM - Family comparison. (All data labels are to 2 dp but the second dp may be hidden by a bar)





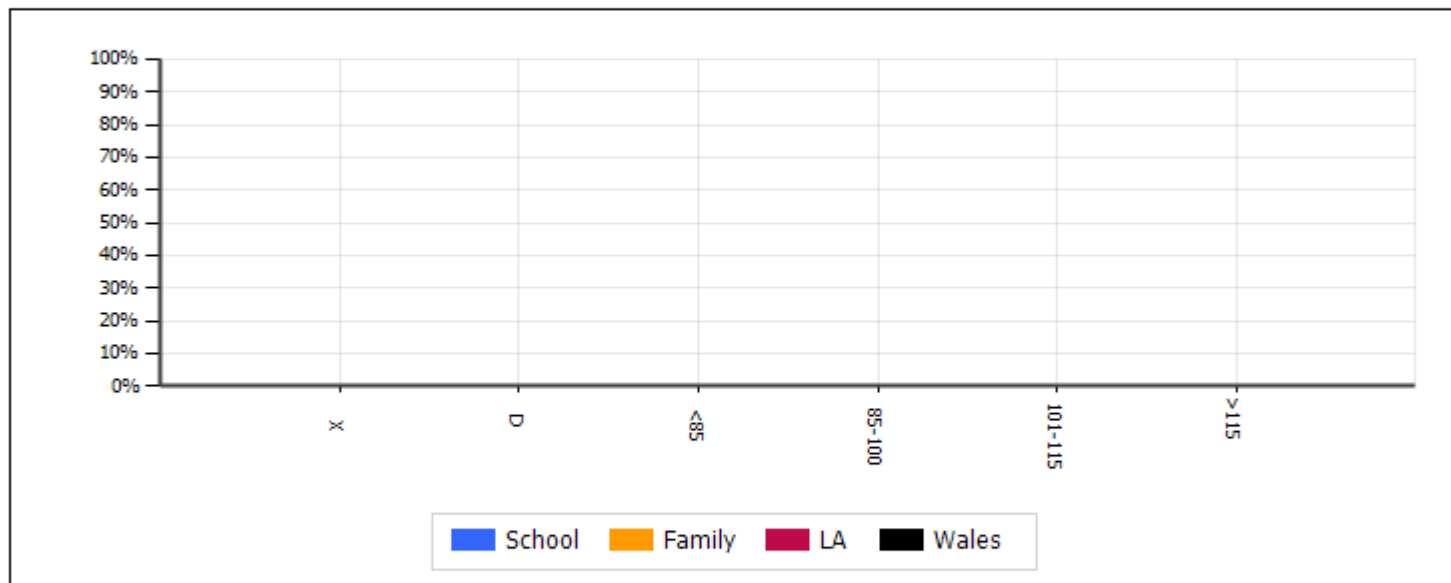
**Section 2 - NCY8**

X = Absent during test window  
D = Disapplied

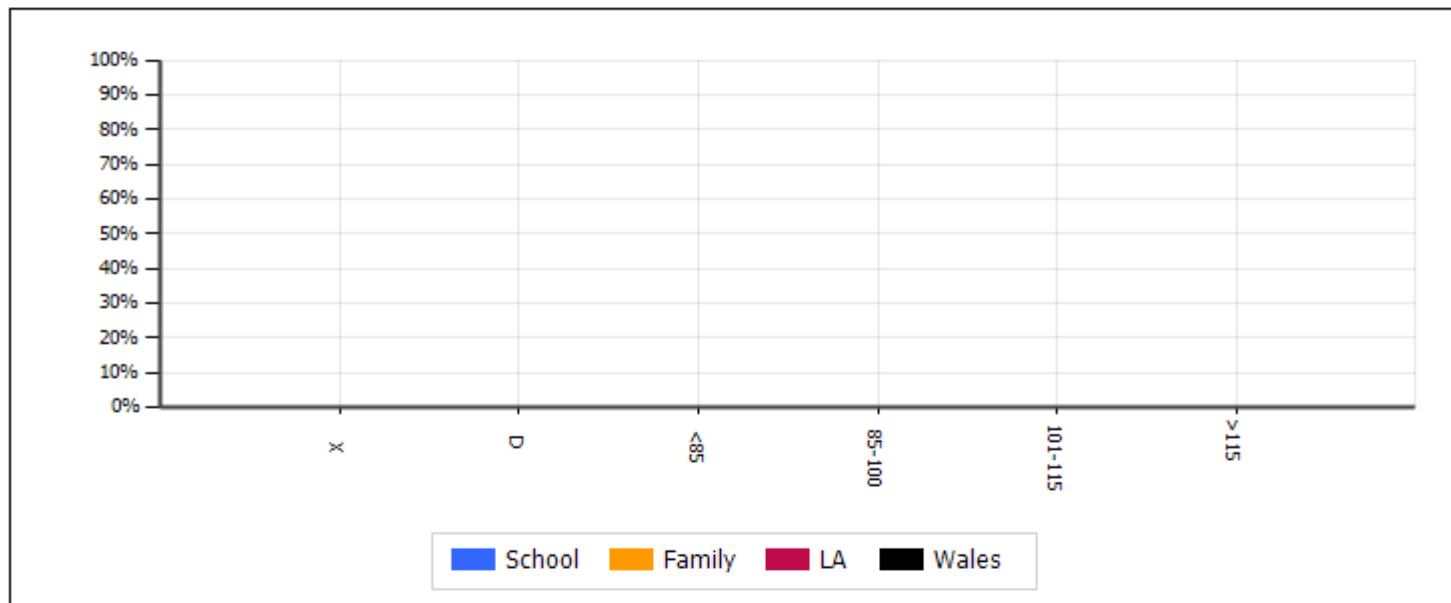
[Home](#)

**Standardised Score Range**

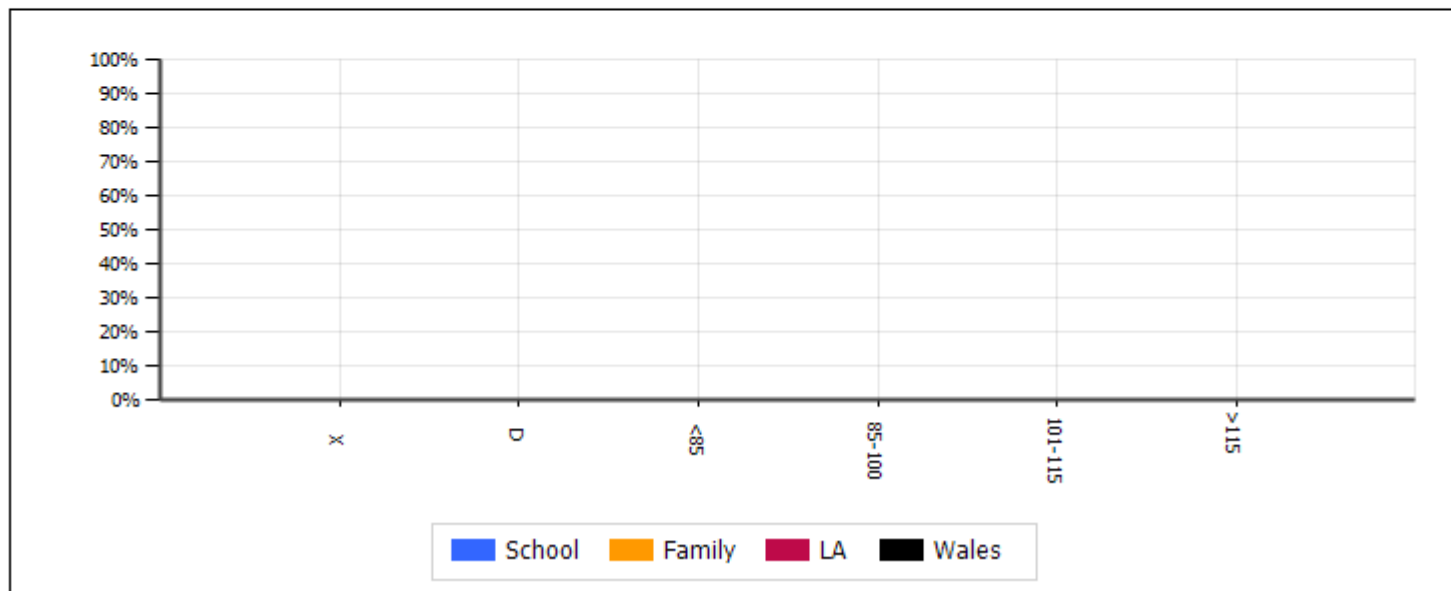
**2.7a** % pupils achieving



**2.7b** % boys achieving



**2.7c** % girls achieving

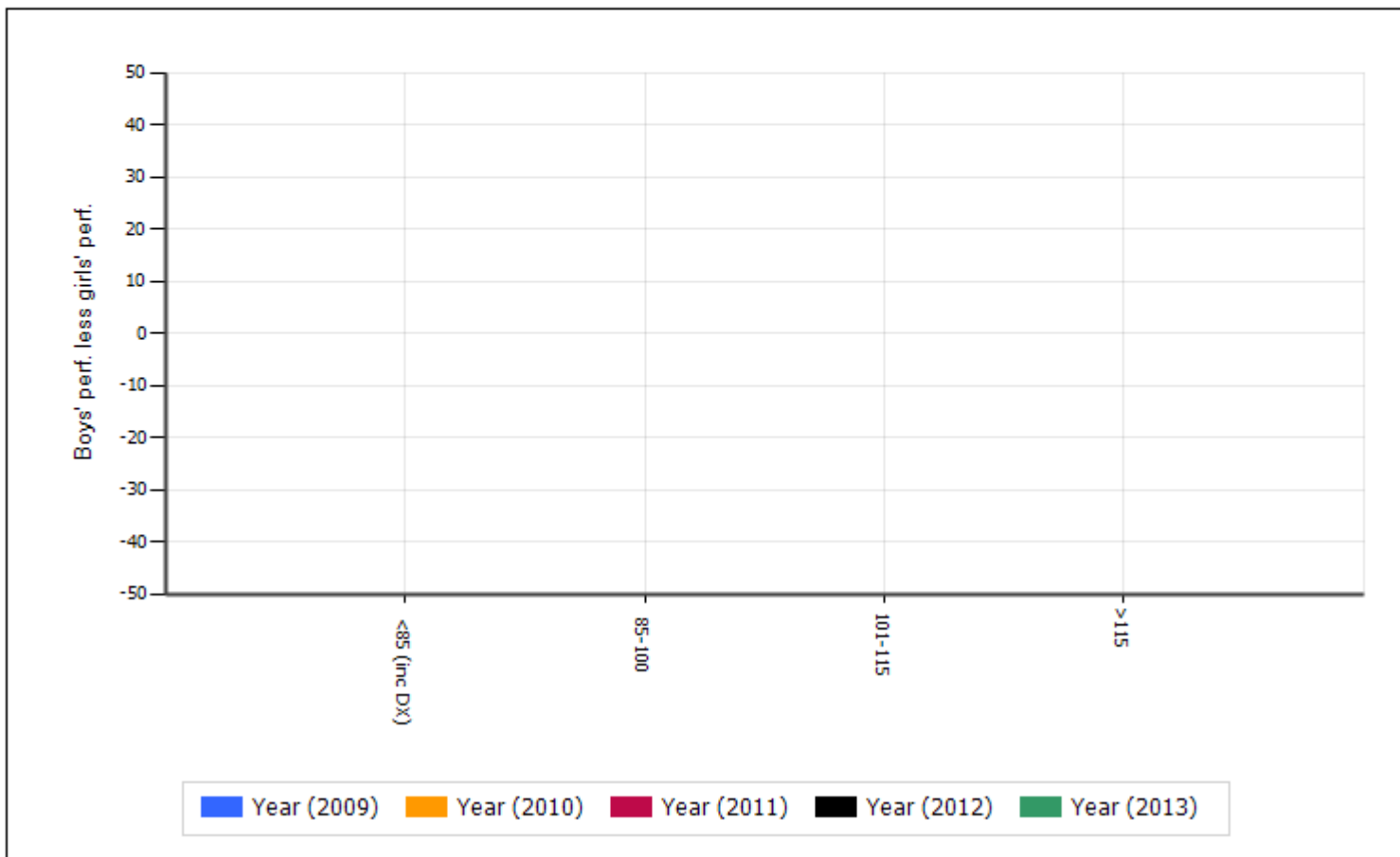


**Section 2 - NCY8**

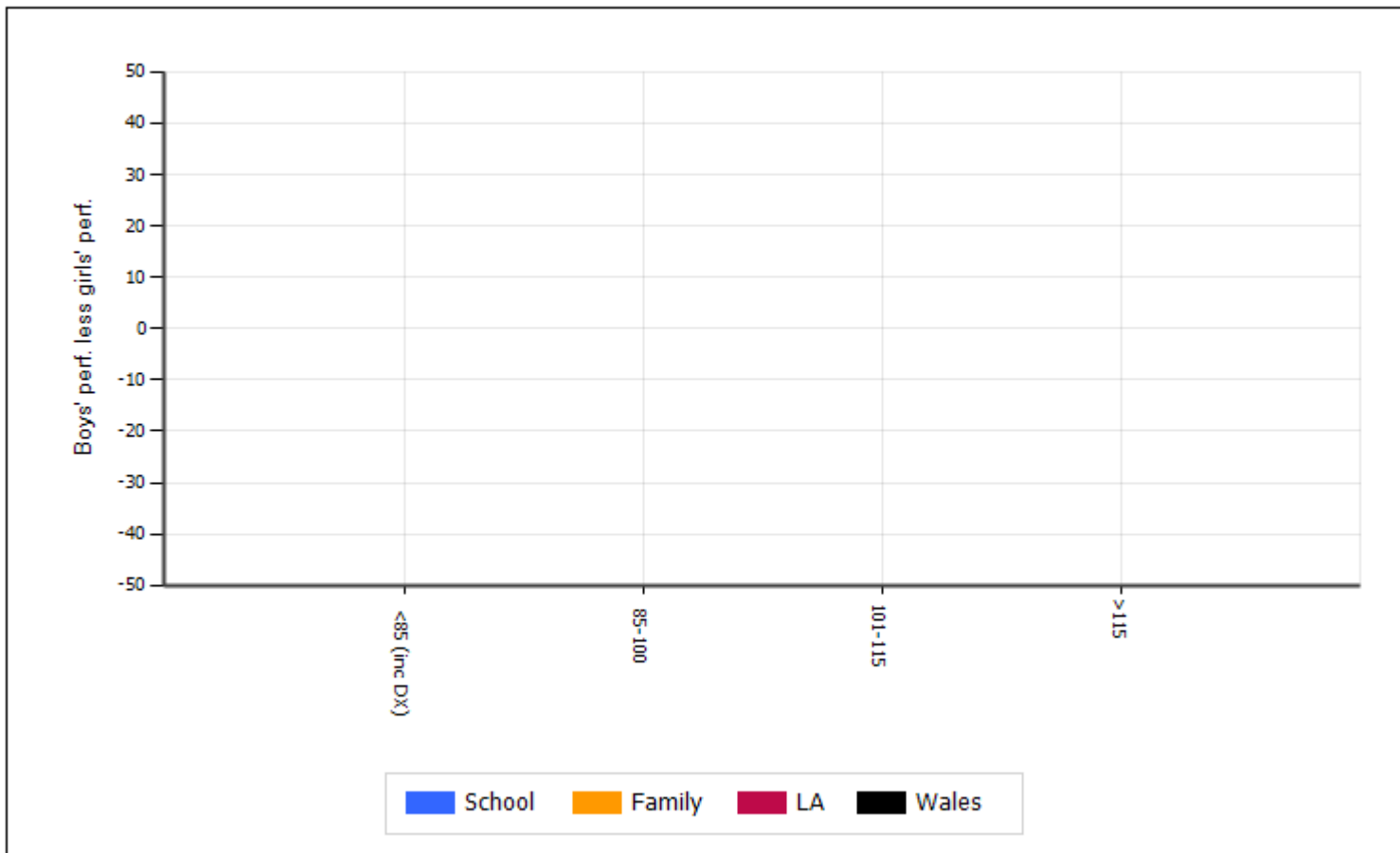
[Home](#)

**Gender differences**

**2.8a** Standardised score - over time



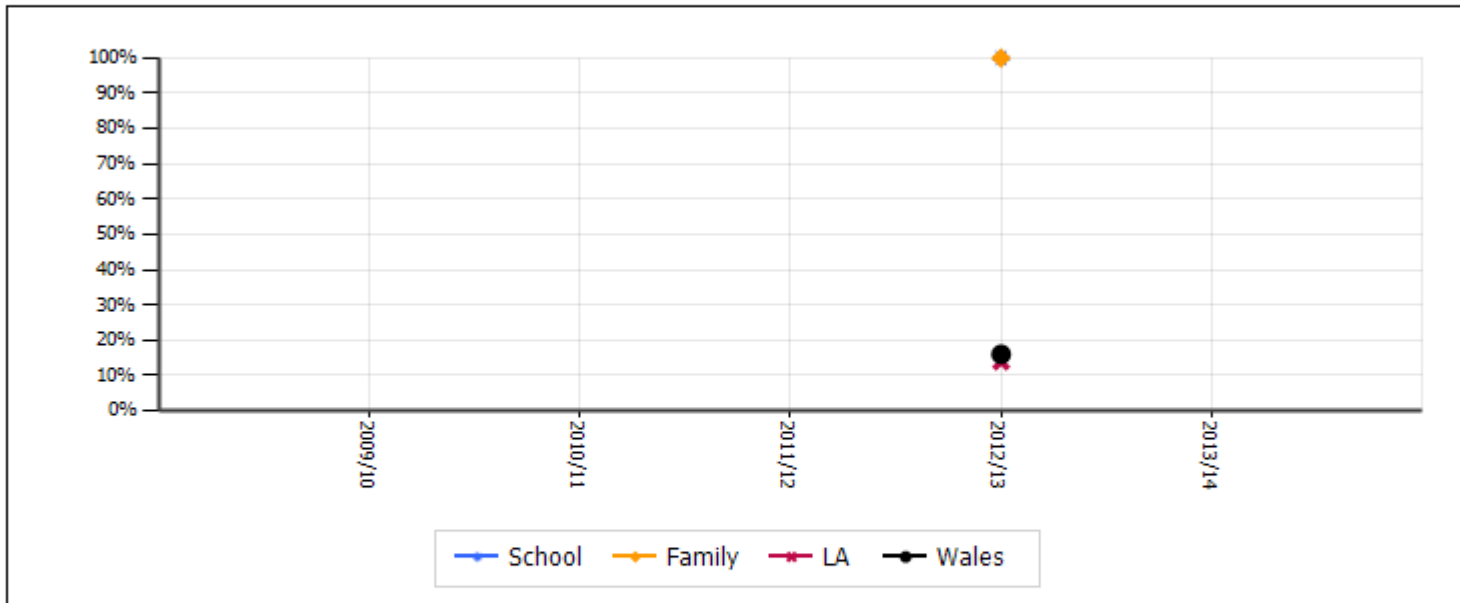
**2.8b** Standardised score - by organisation



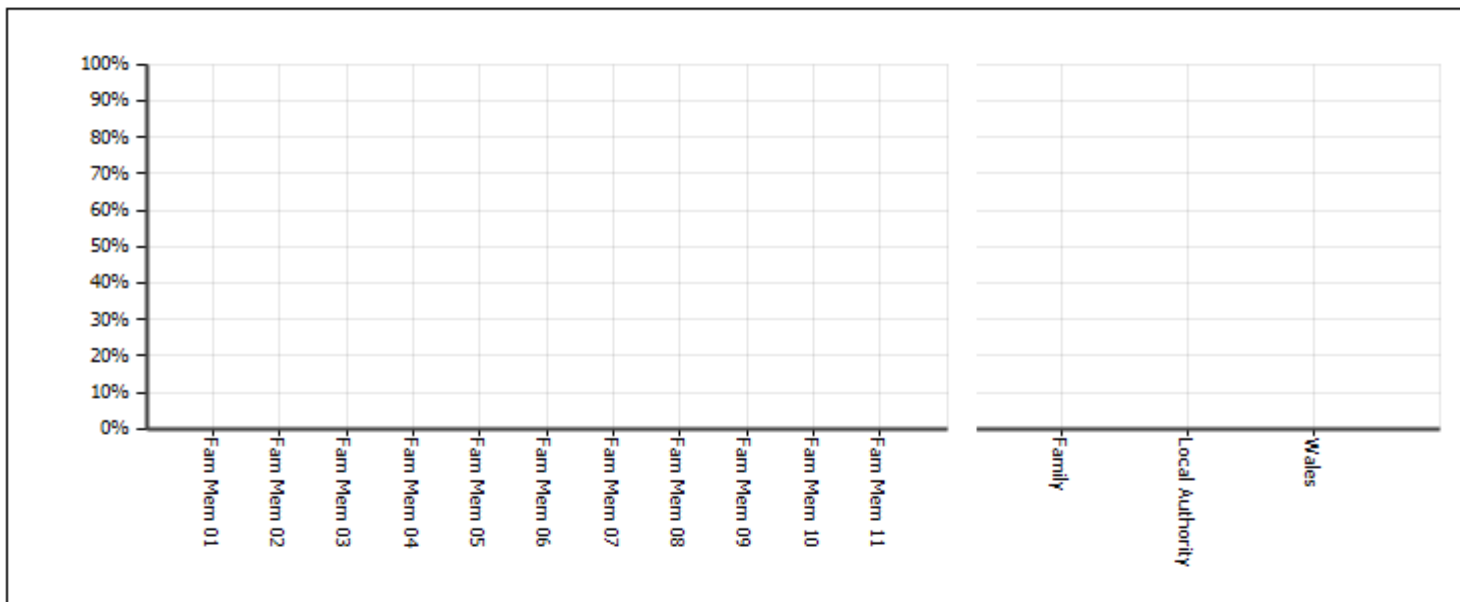
**Section 3 - NCY9**

**Standardised Score of < 85**

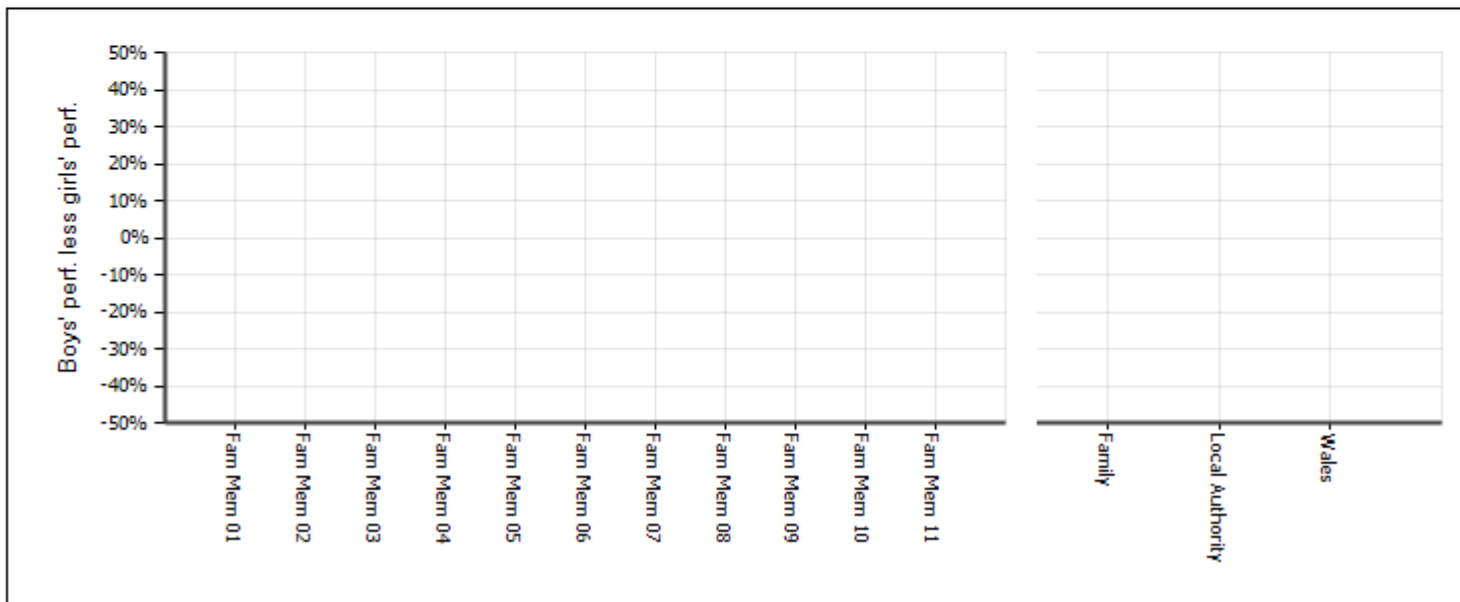
**3.1a** % pupils achieving



**3.1b** Family comparison



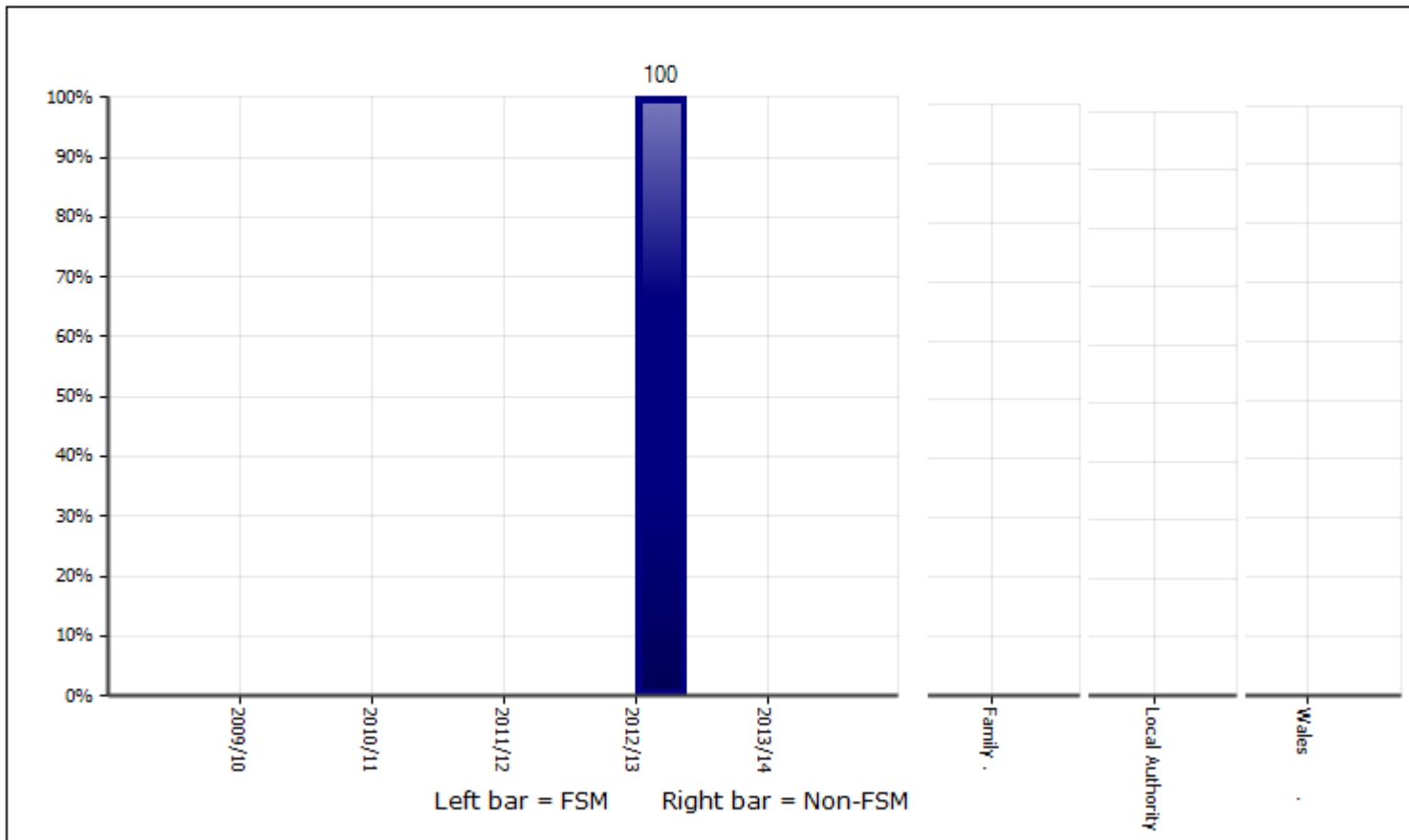
**3.1c** Family comparison – gender differences



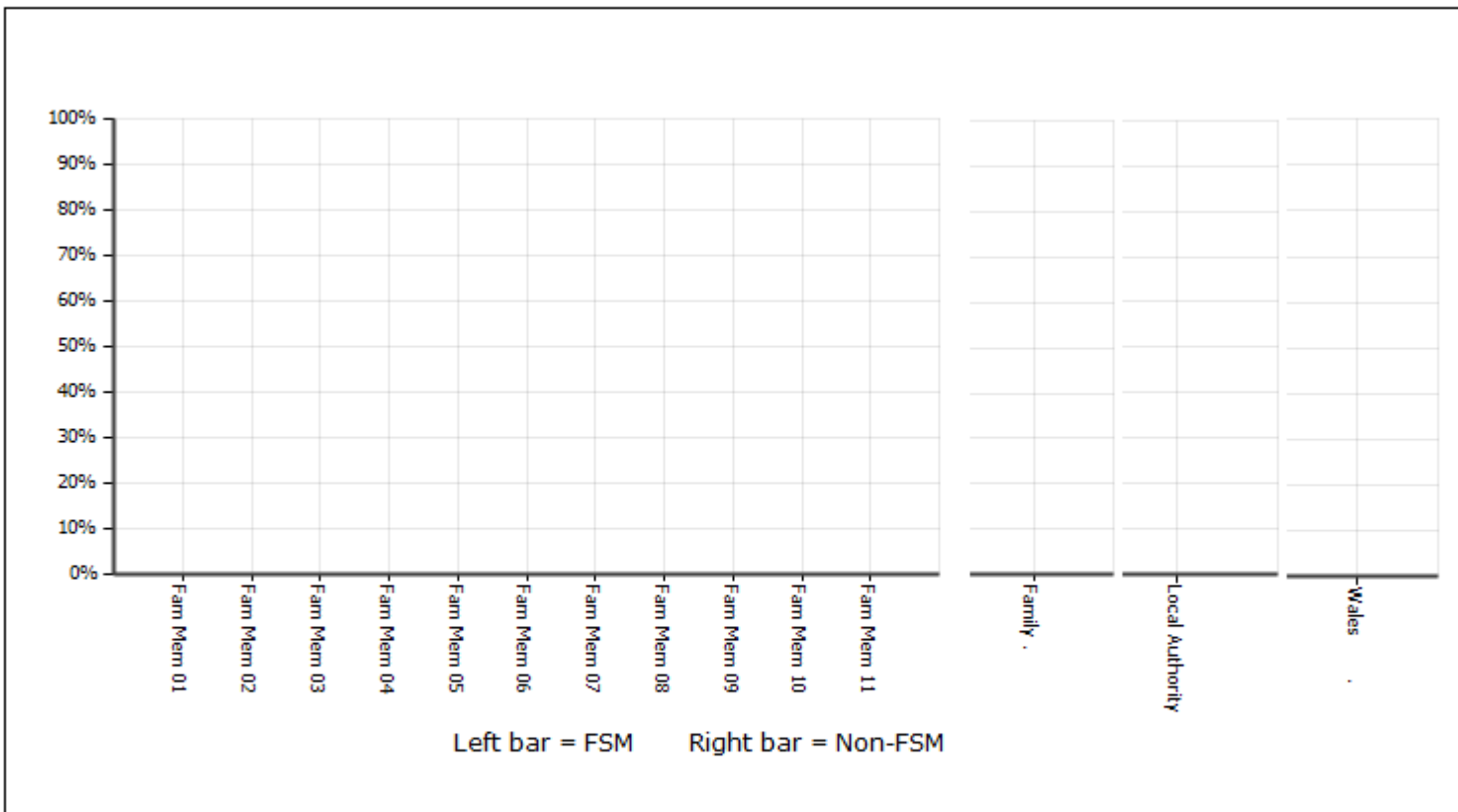
**Section 3 - NCY9**

**Standardised Score of < 85**

**3.2a** FSM / non-FSM trend



**3.2b** FSM / non-FSM - Family comparison. (All data labels are to 2 dp but the second dp may be hidden by a bar)

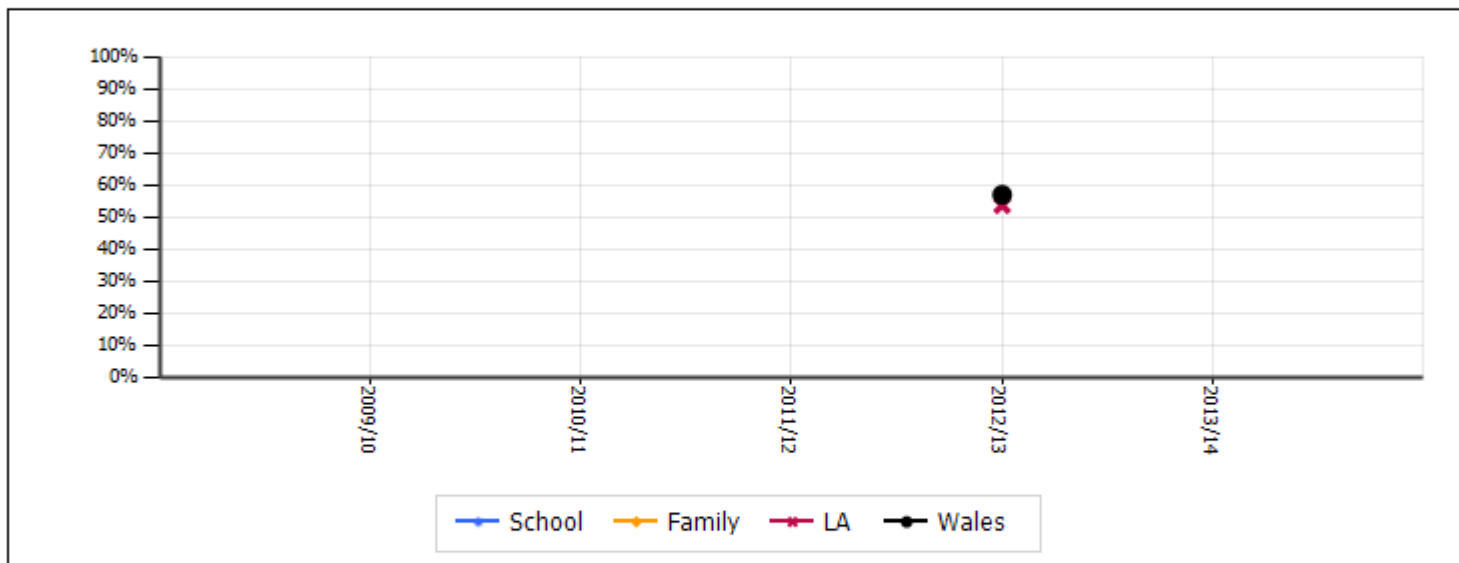


**Section 3 - NCY9**

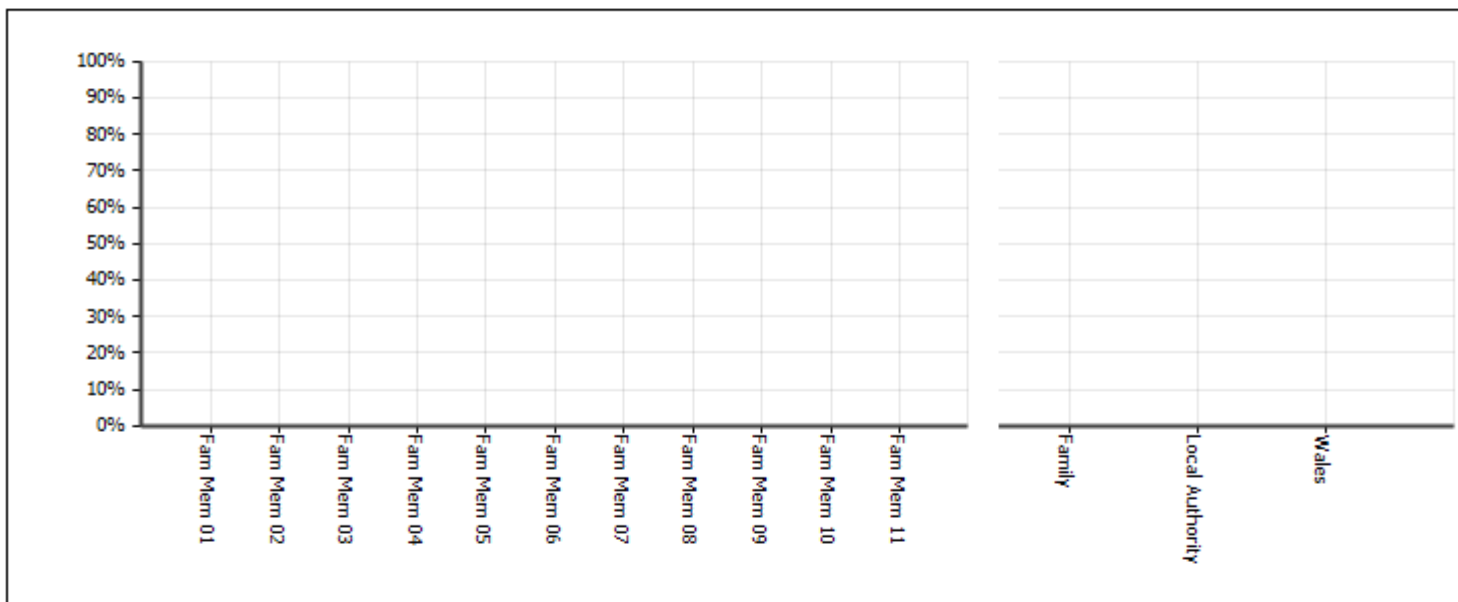
Home

**Standardised Score of between 85 -115**

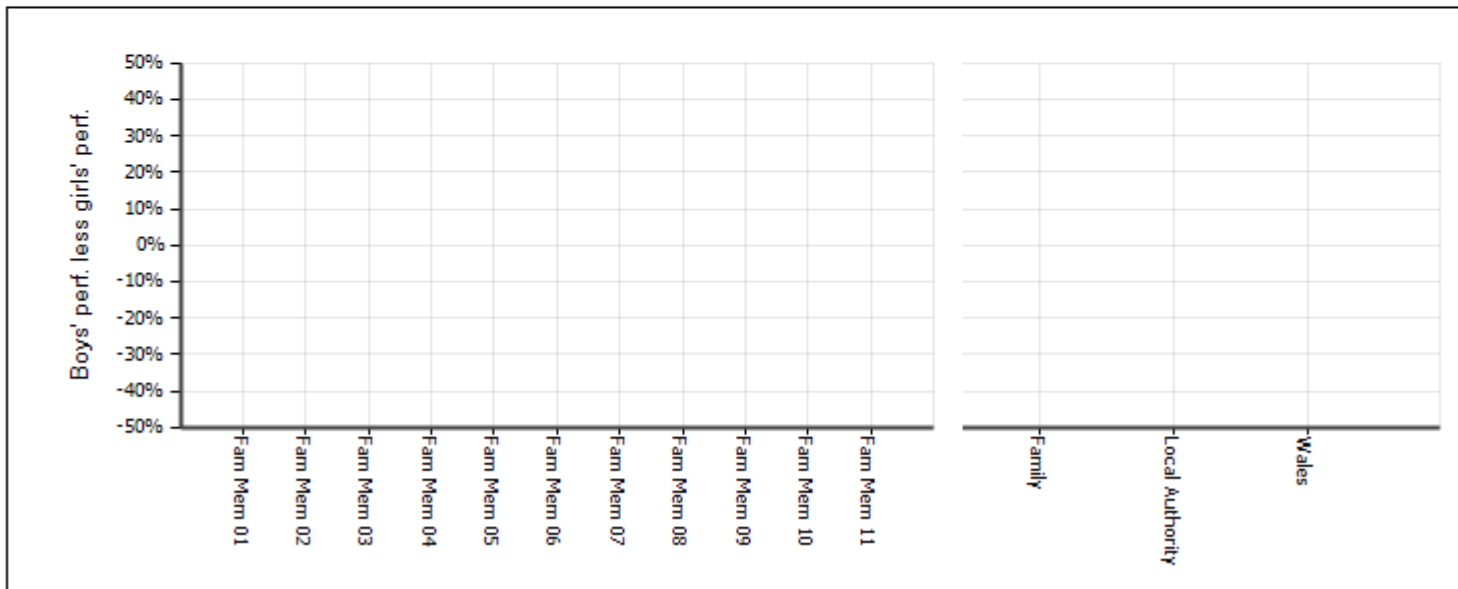
**3.3a** % pupils achieving



**3.3b** Family comparison



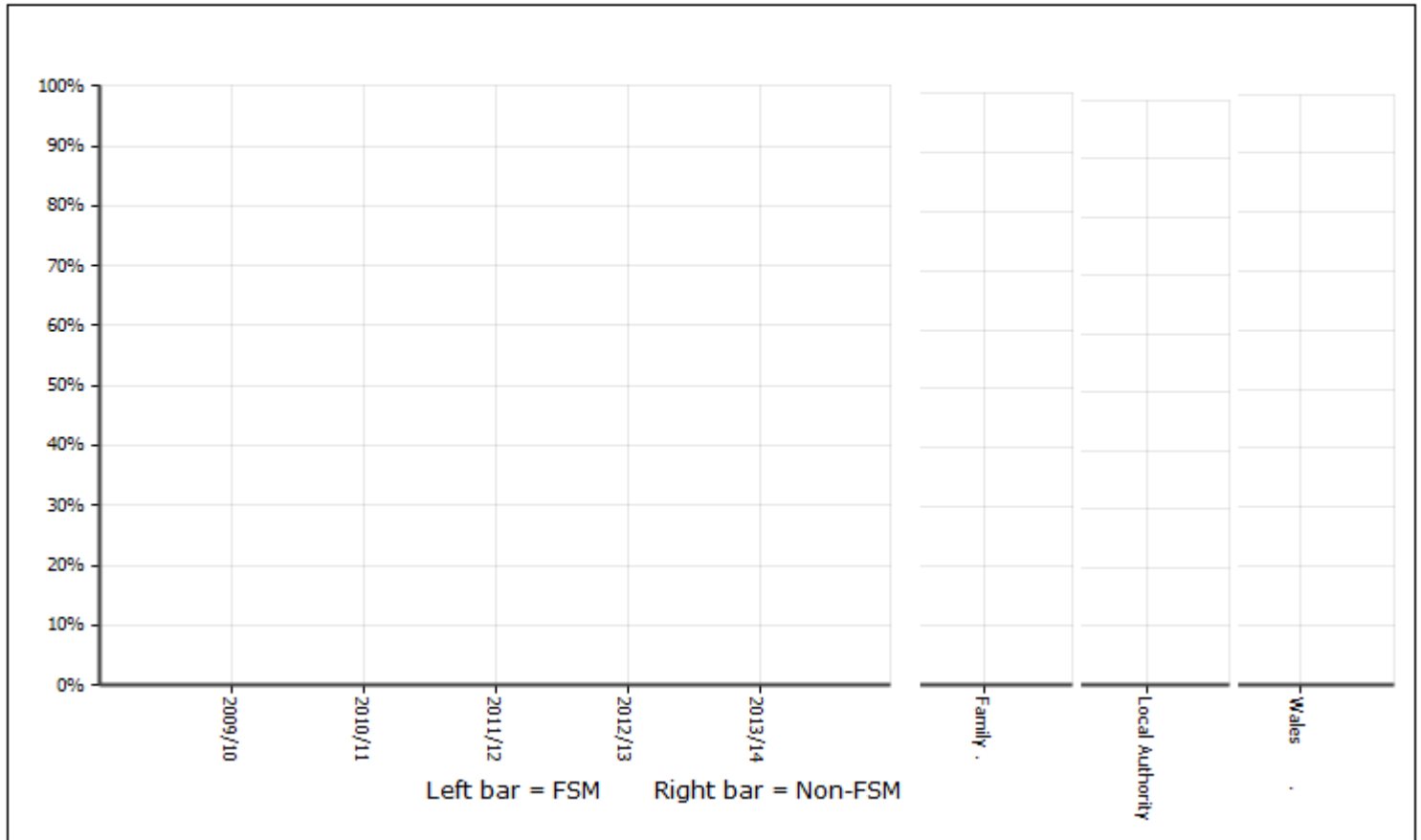
**3.3c** Family comparison – gender differences



**Section 3 - NCY9**

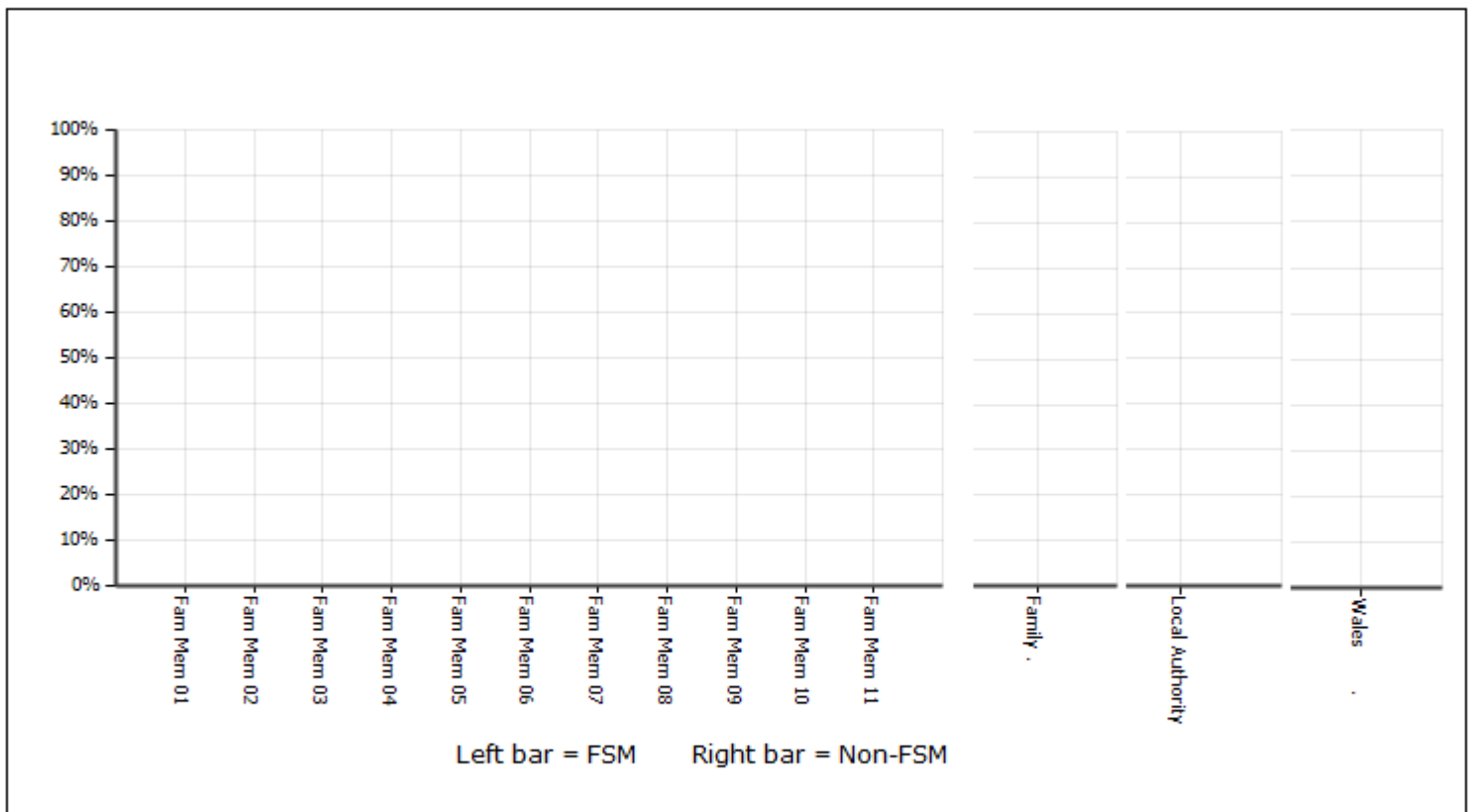
**Standardised Score of between 85 - 115**

**3.4a** FSM / non-FSM trend



FSM / non-FSM - Family comparison. (All data labels are to 2 dp but the second dp may be hidden by a bar)

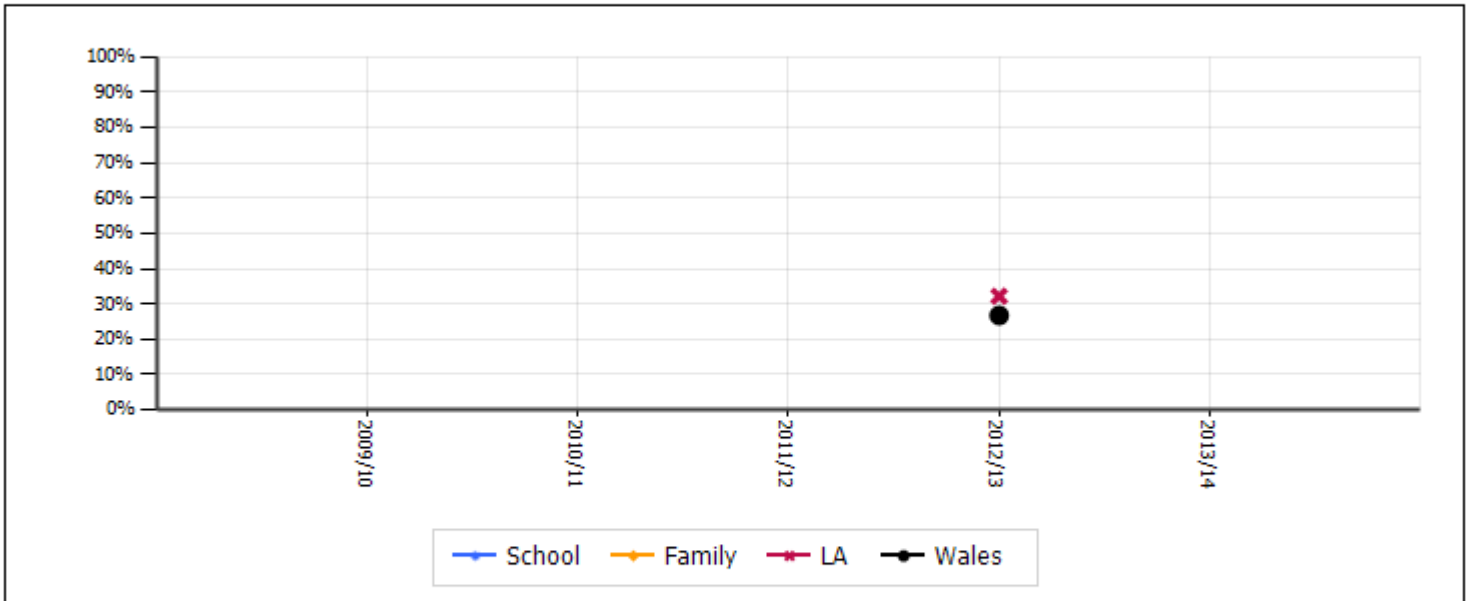
**3.4b**



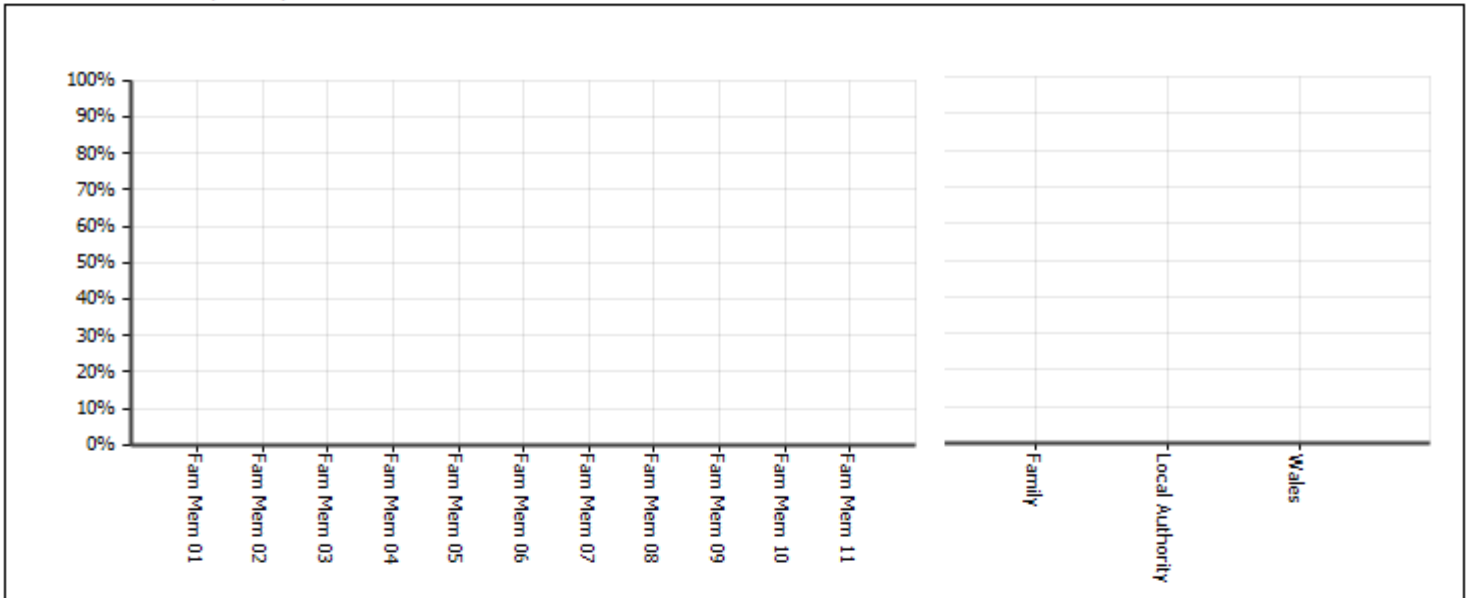
**Section 3 - NCY9**

**Standardised Score of > 115**

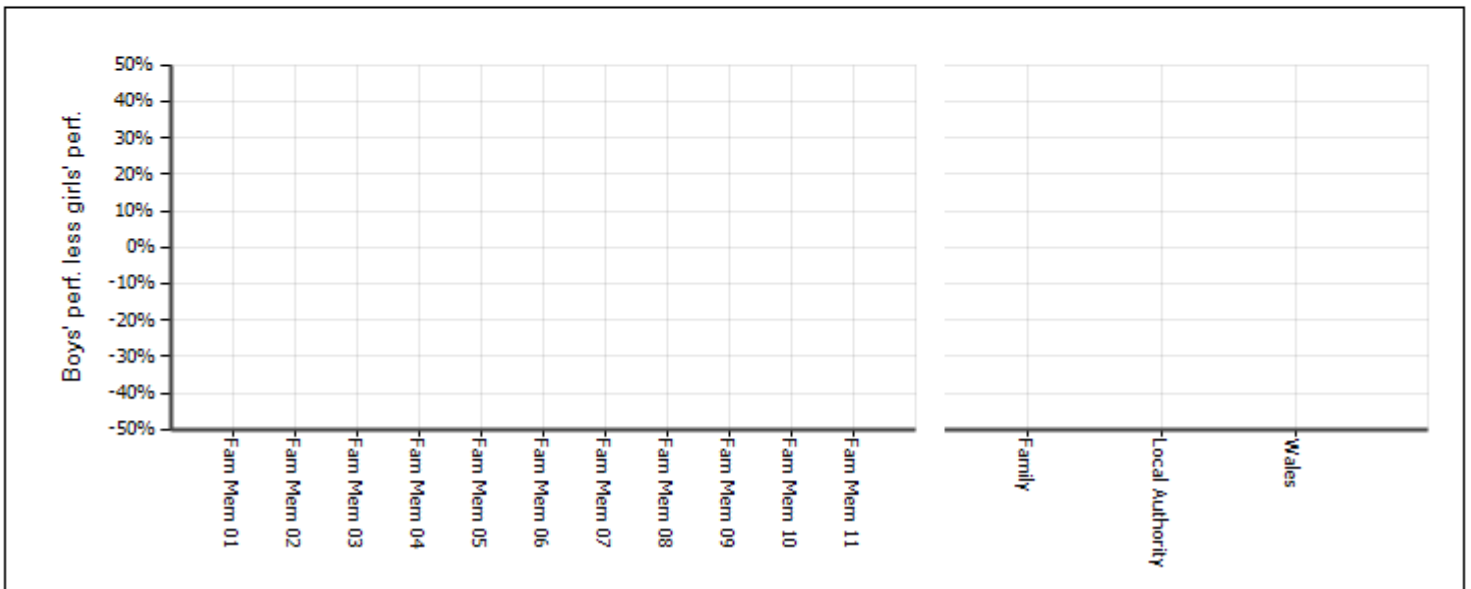
**3.5a** % pupils achieving



**3.5b** Family comparison



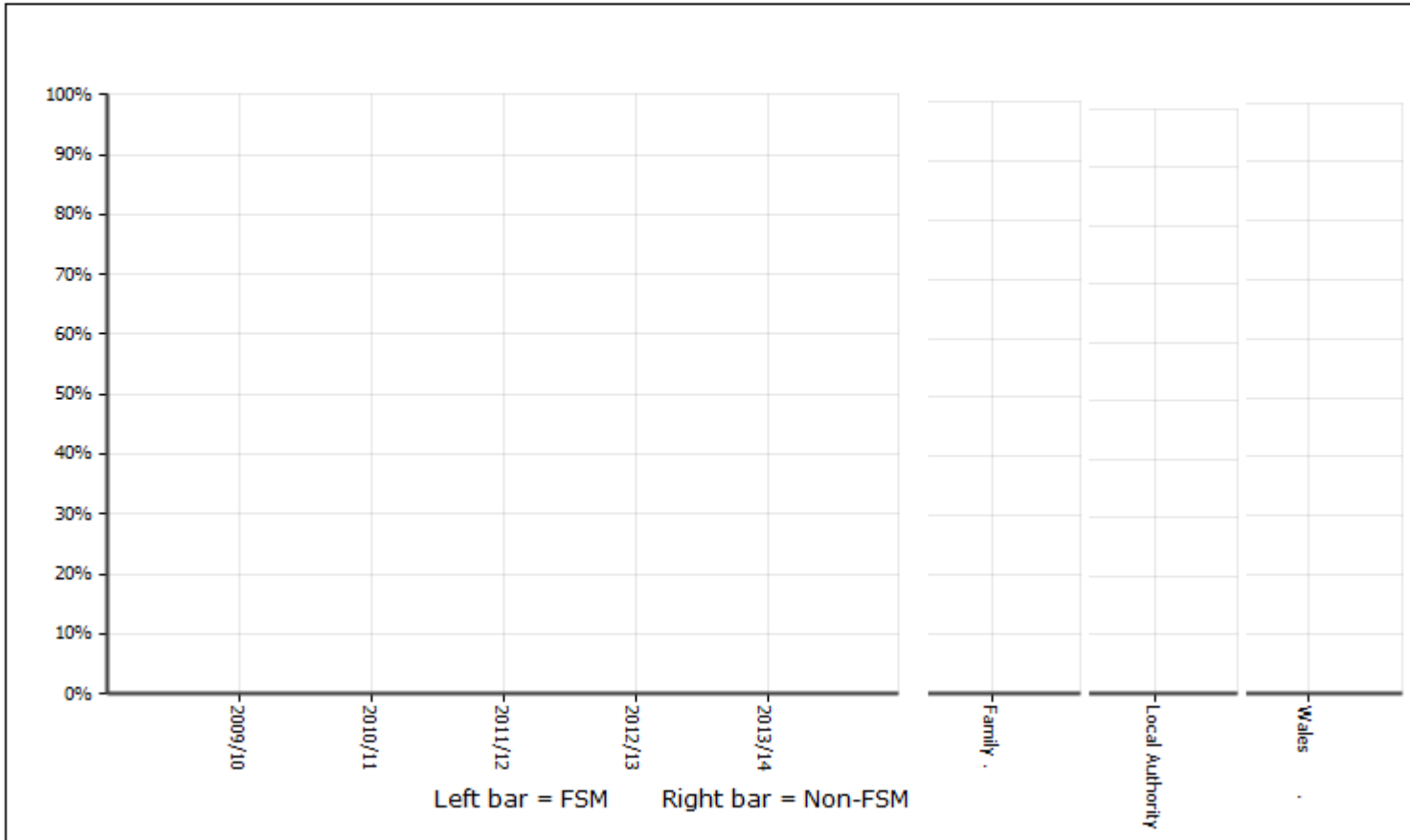
**3.5c** Family comparison – gender differences



**Section 3 - NCY9**

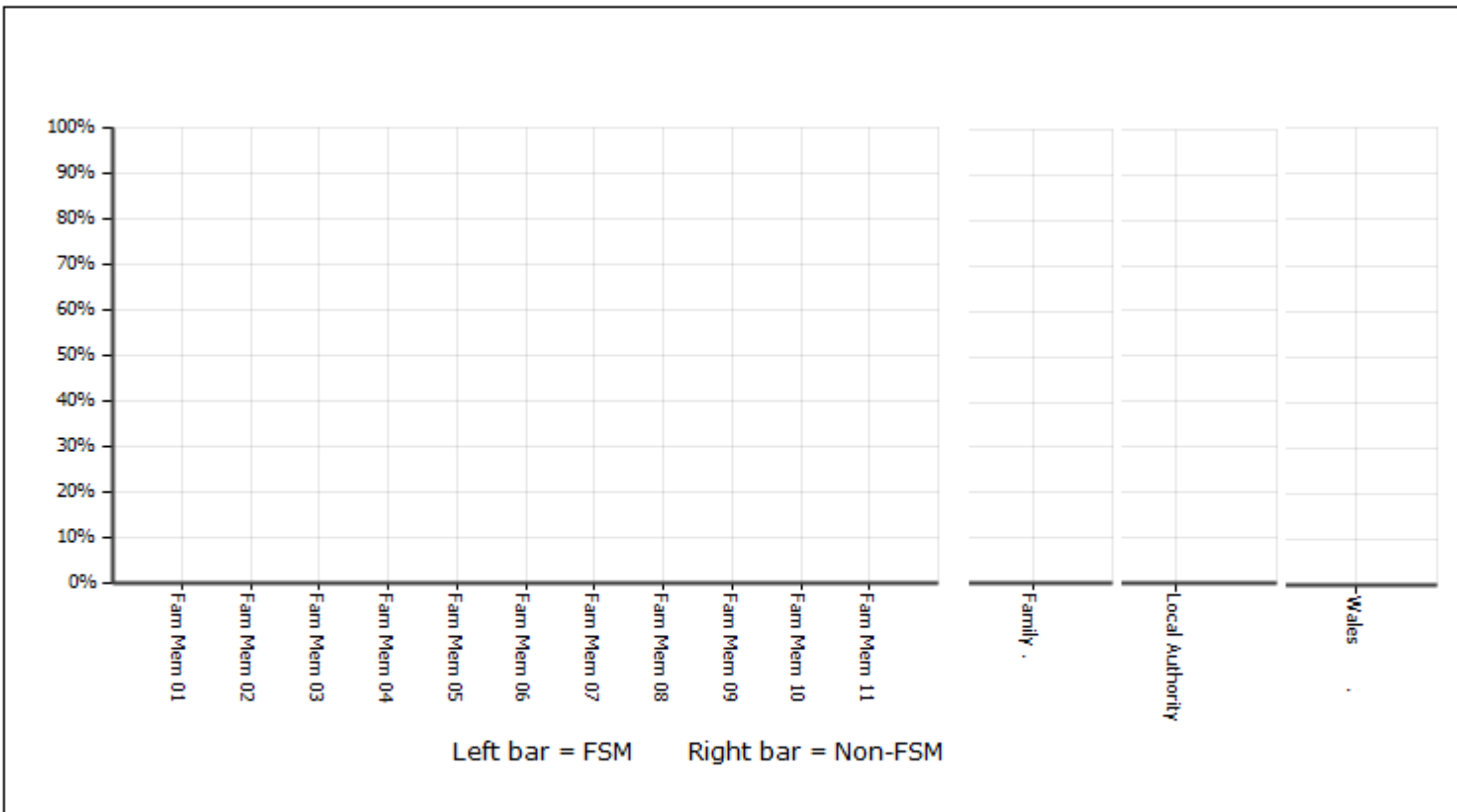
**Standardised Score of > 115**

**3.6a** FSM / non-FSM trend



FSM / non-FSM - Family comparison. (All data labels are to 2 dp but the second dp may be hidden by a bar)

**3.6b**





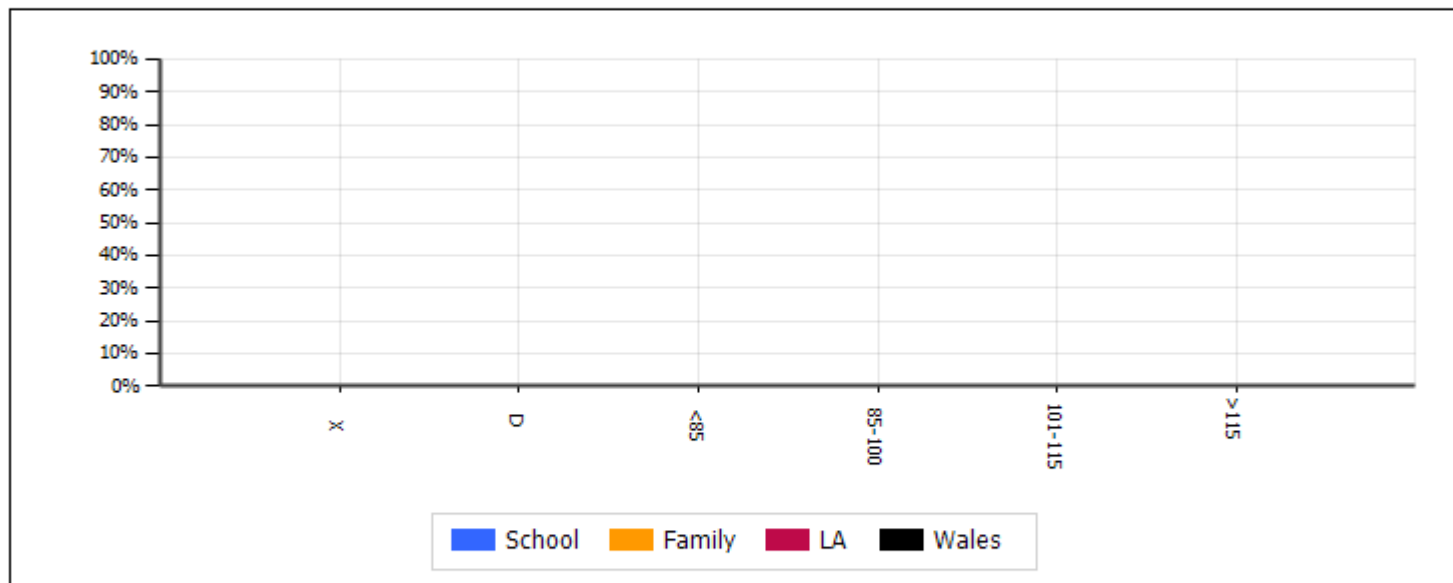
**Section 3 - NCY9**

X = Absent during test window  
D = Disapplied

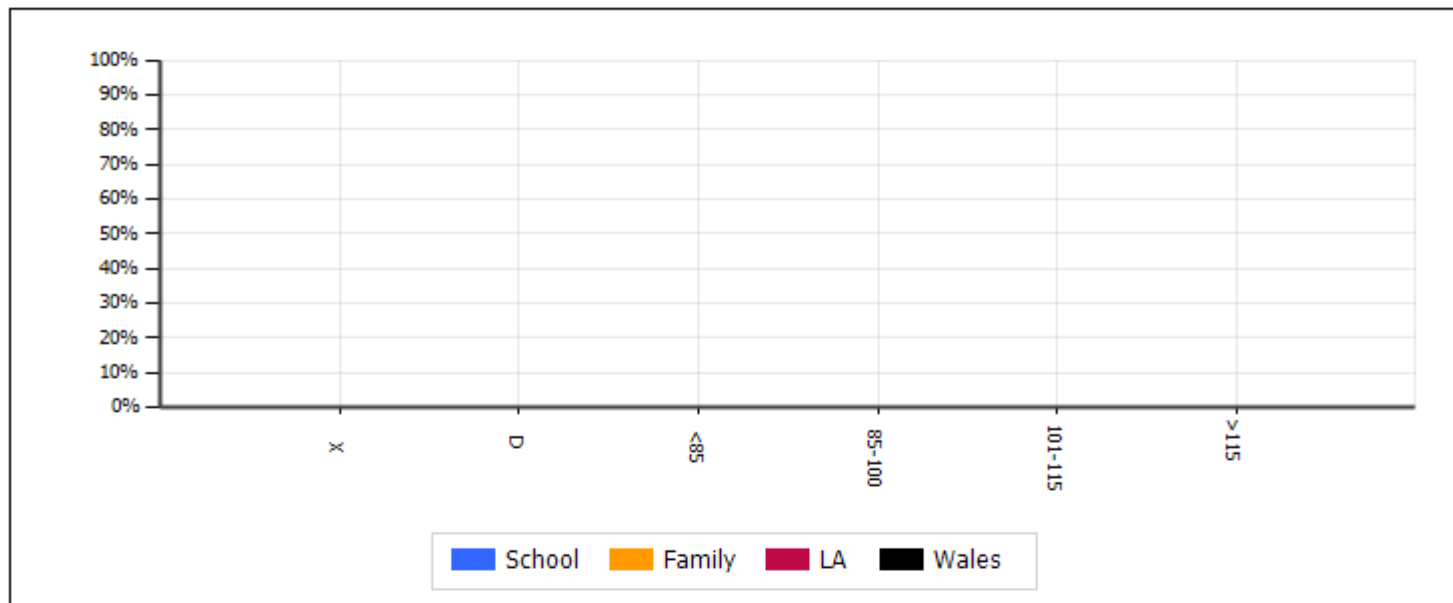
[Home](#)

**Standardised Score Range**

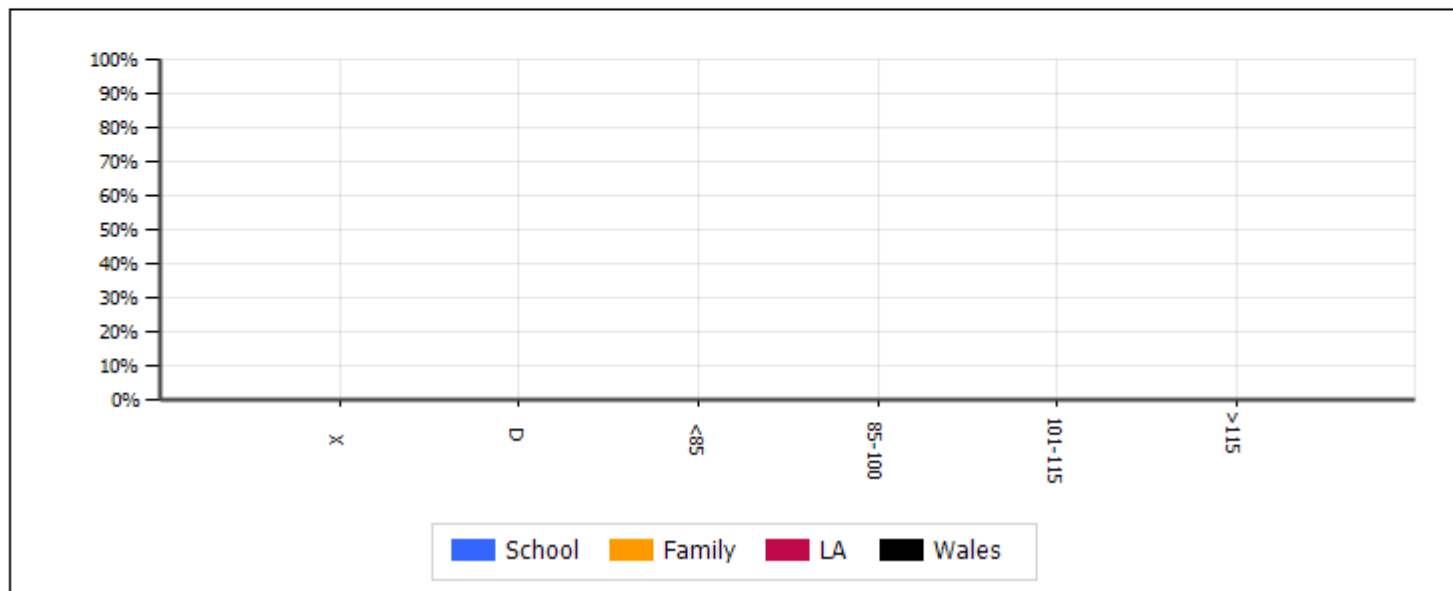
**3.7a** % pupils achieving



**3.7b** % boys achieving



**3.7c** % girls achieving

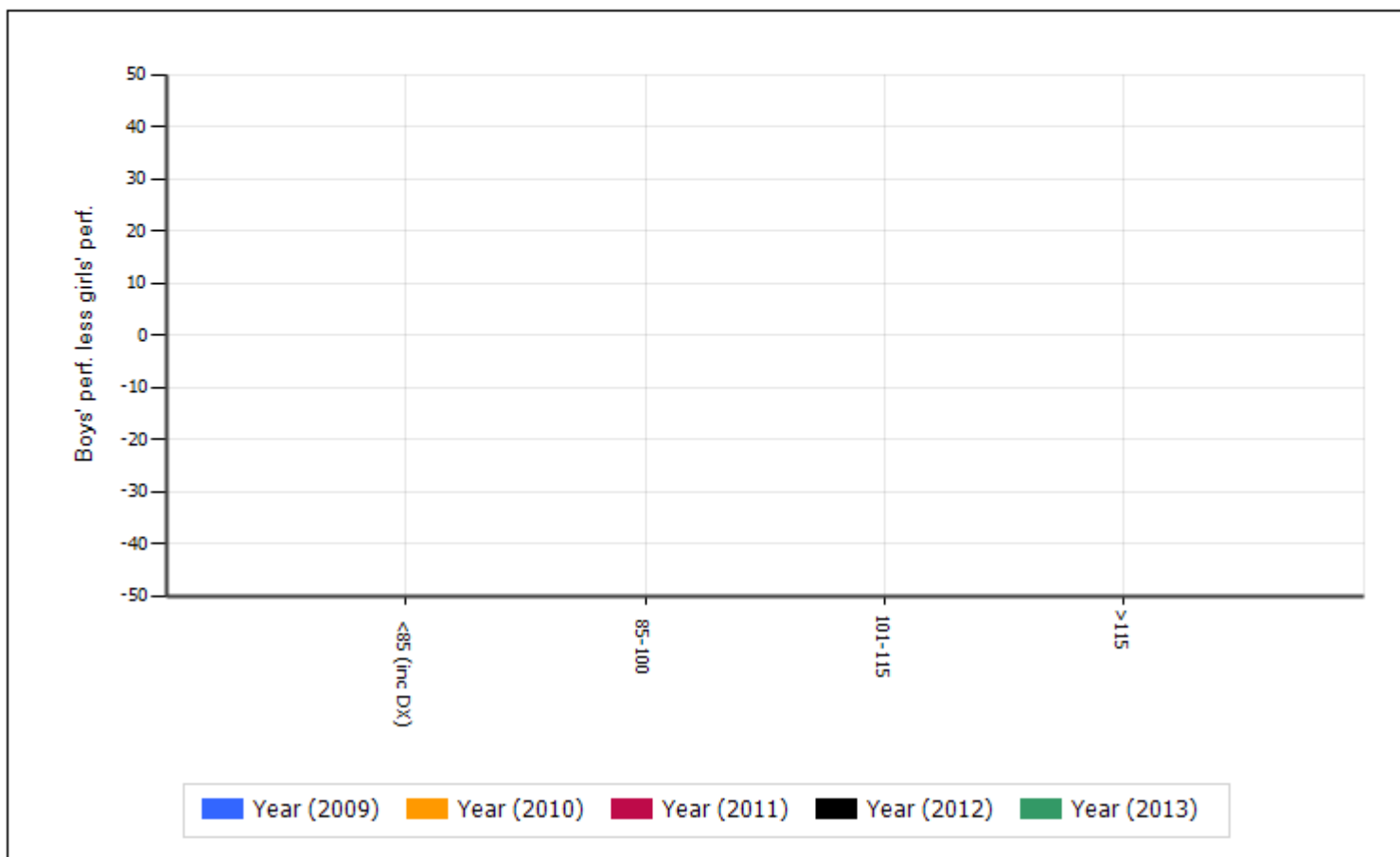


**Section 3 - NCY9**

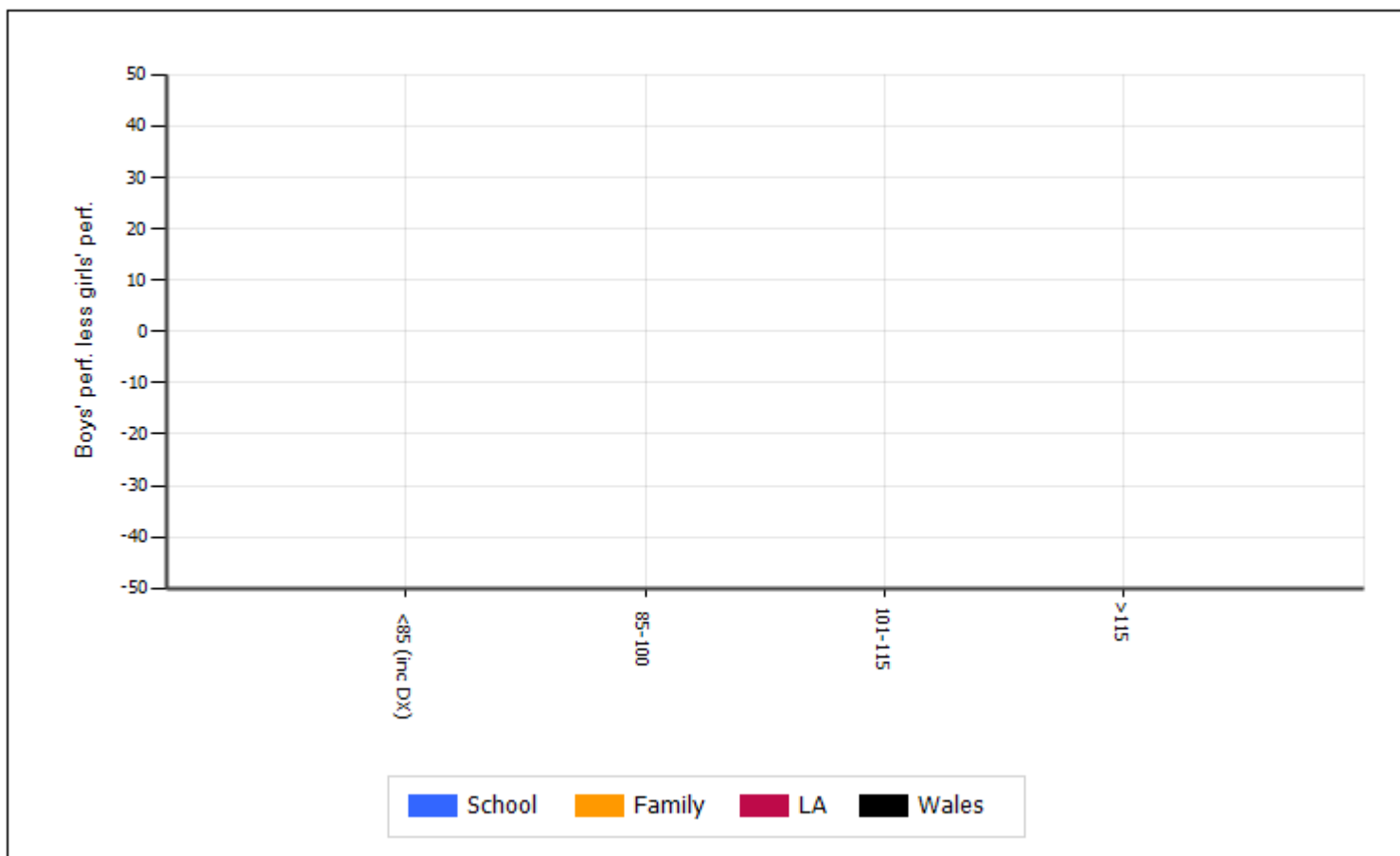
[Home](#)

**Gender differences**

**3.8a** Standardised score - over time



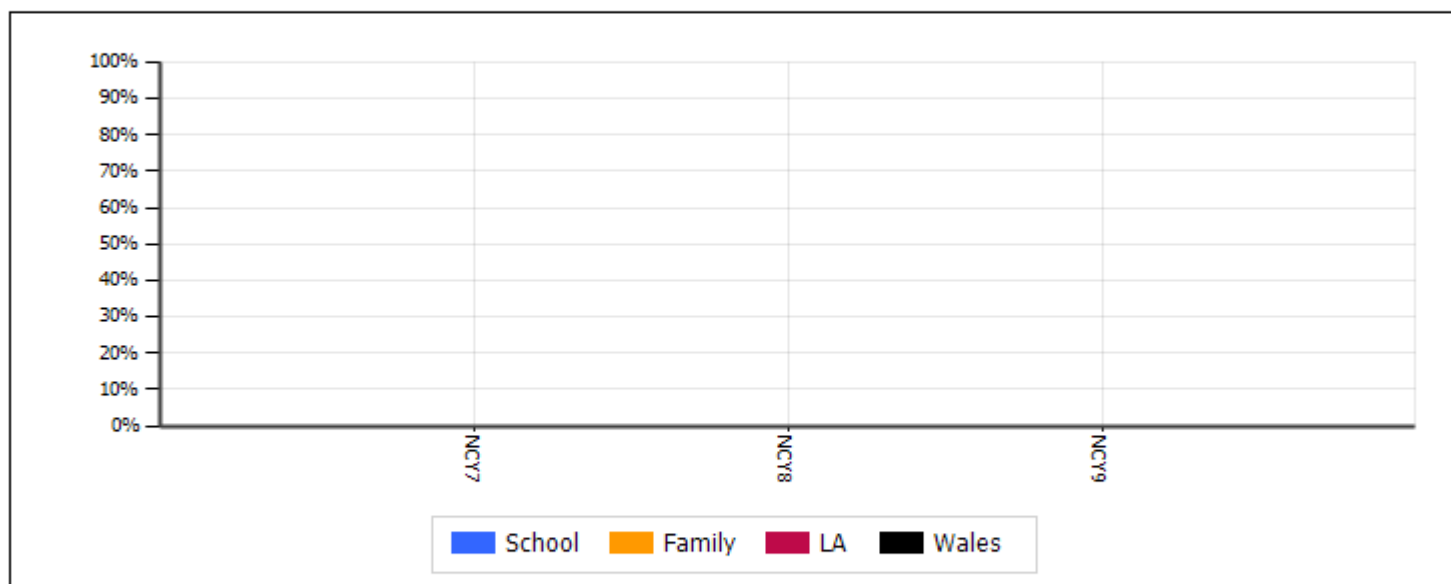
**3.8b** Standardised score - by organisation



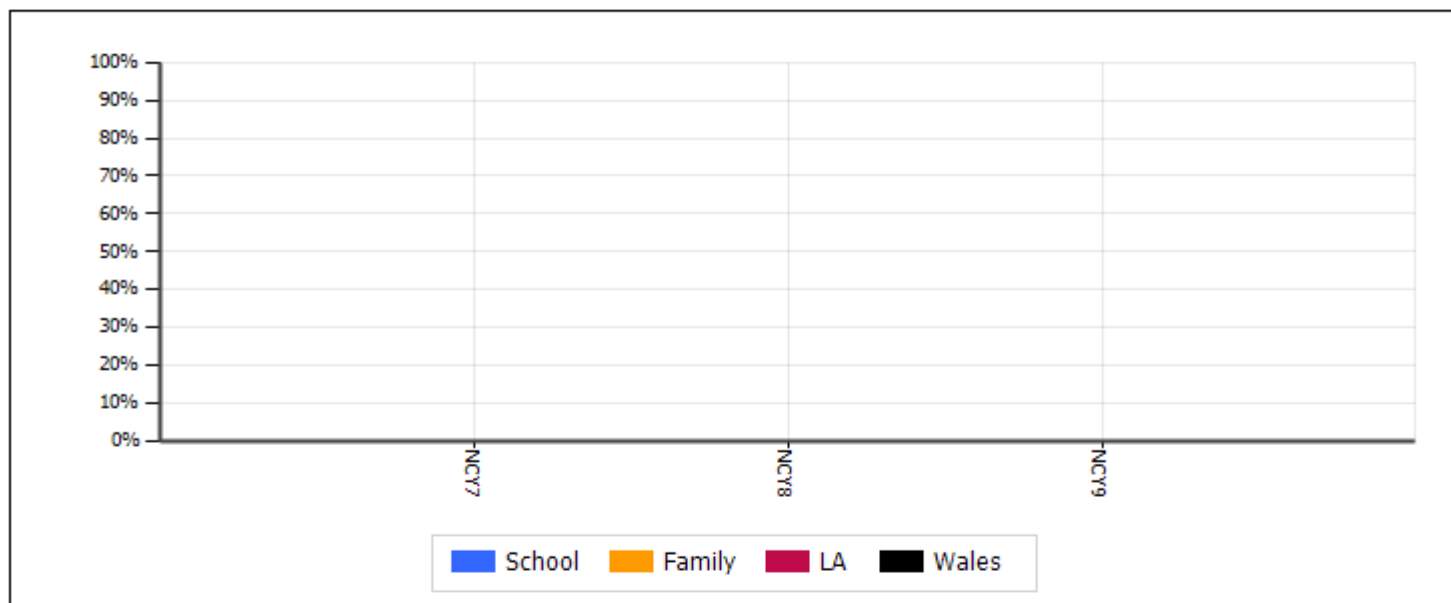
**Section 4 - NCY Performance Summary**

[Home](#)

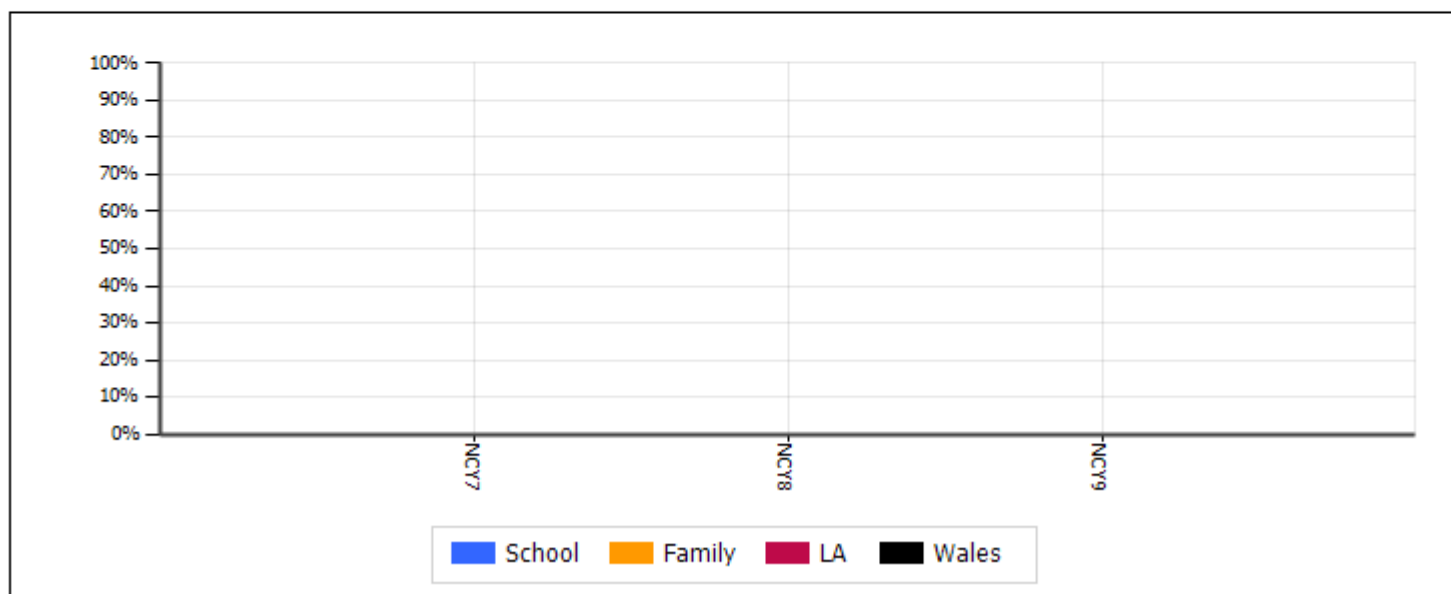
**4.1a** % pupils with a score of <85 within each NCY



**4.1b** % boys achieving



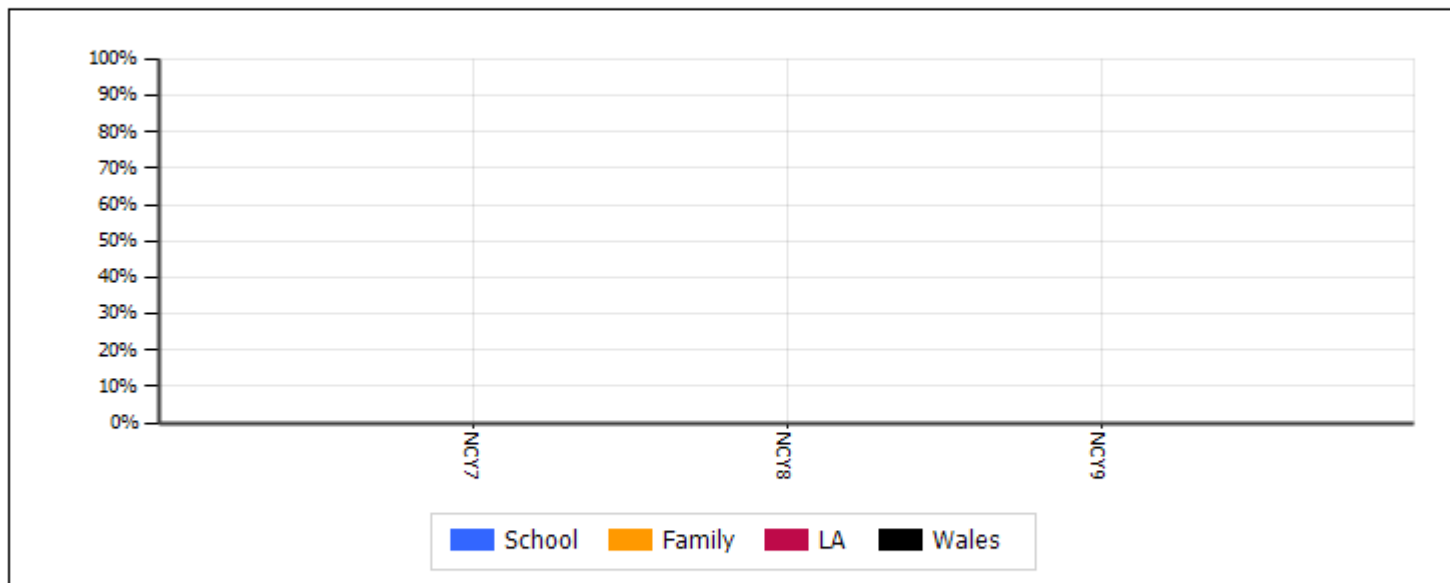
**4.1c** % girls achieving



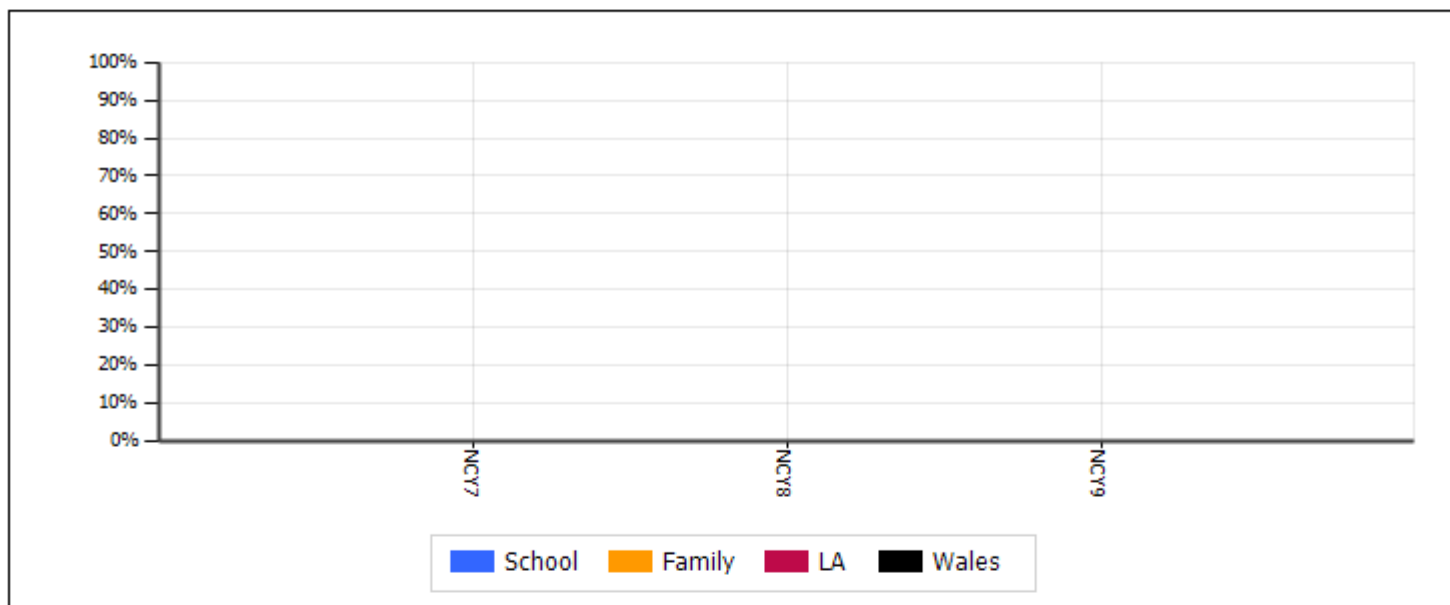
**Section 4 - NCY Performance Summary**

[Home](#)

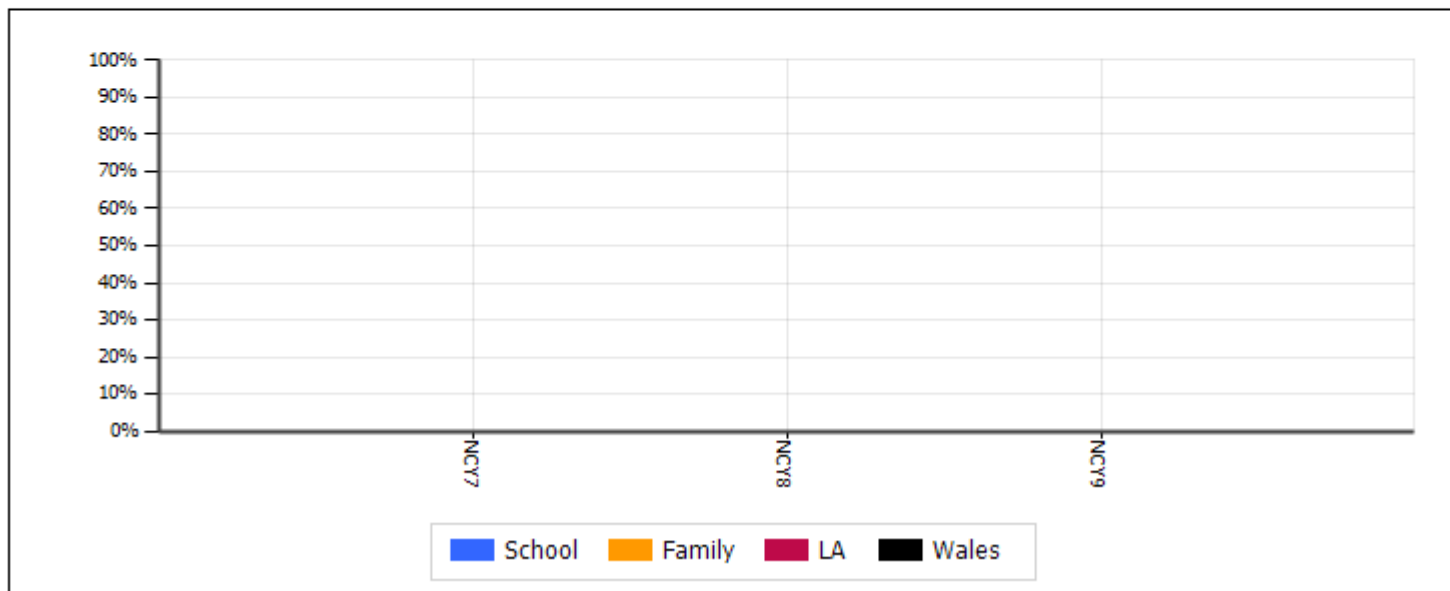
**4.2a** % pupils with a score of between 85 - 115 within each NCY

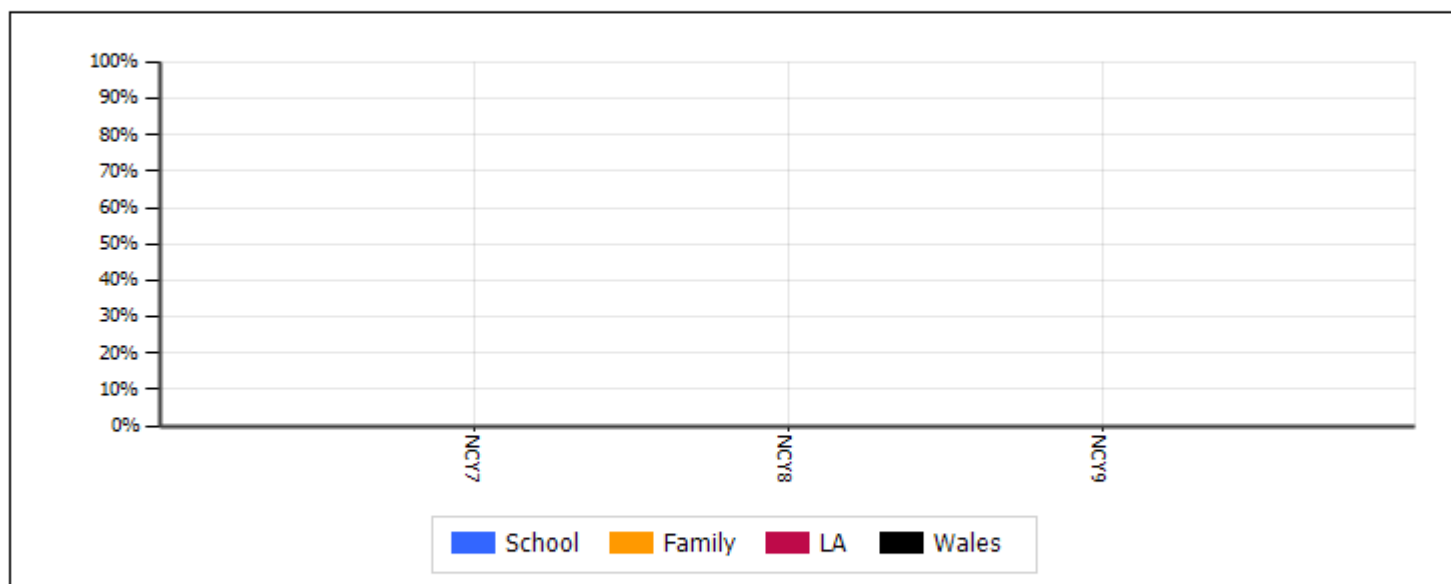
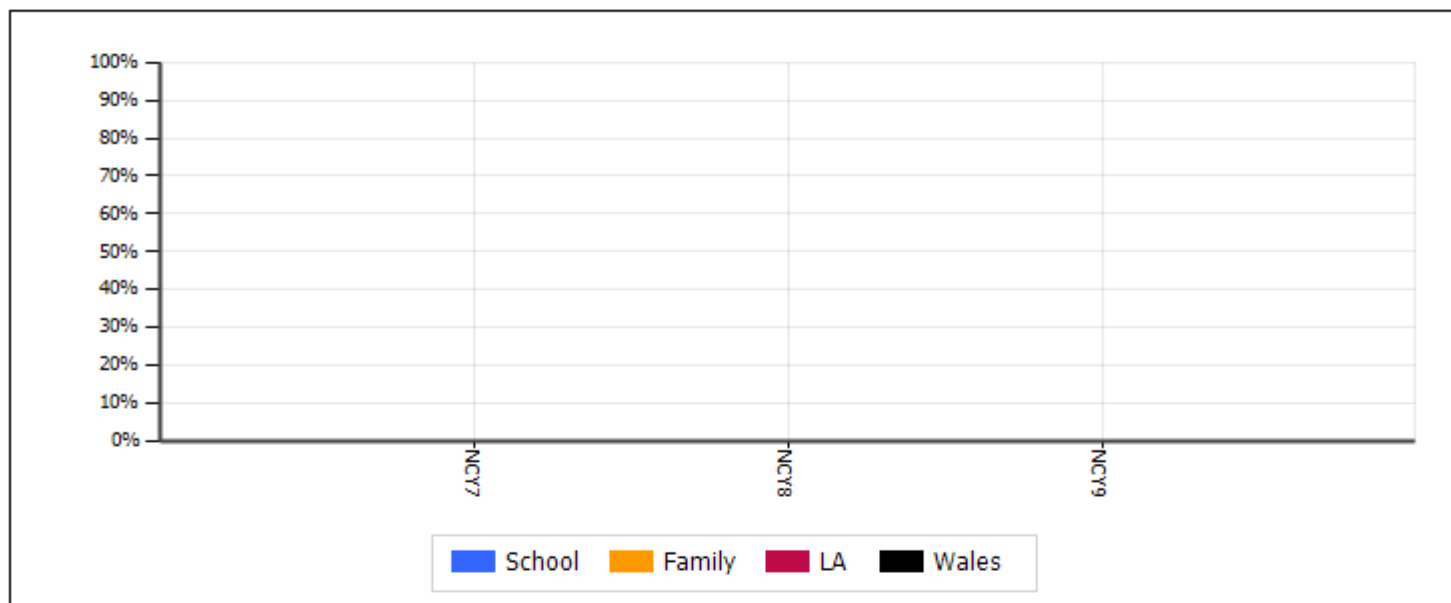
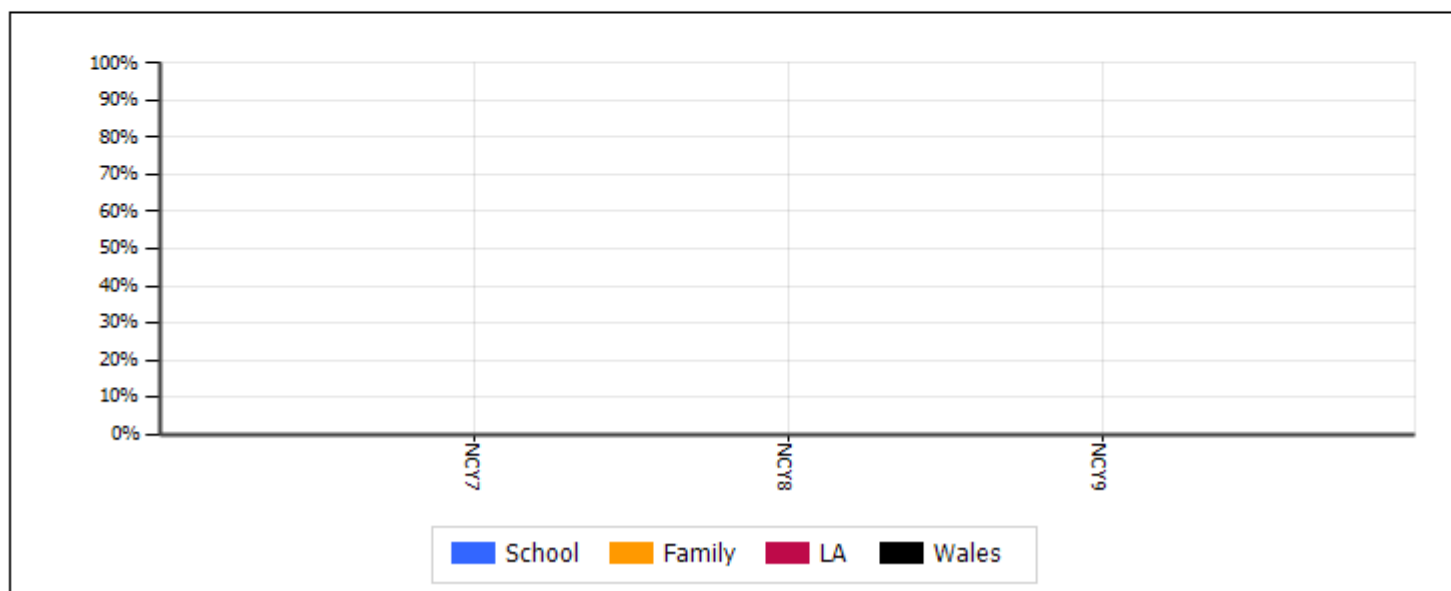


**4.2b** % boys achieving



**4.2c** % girls achieving



**Section 4 - NCY Performance Summary**[Home](#)**4.3a** % pupils with a score of >115 within each NCY**4.3b** % boys achieving**4.3c** % girls achieving

**Section 5 - Benchmarking**[Home](#)**Benchmarking summary****5.1a** FSM benchmarking group

Title	2009/10	2010/11	2011/12	2012/13	2013/14
1) Up to and including 10%					
2) Over 10% and up to and including 15%	14.34	14.54	14.88	14.77	14.45
3) Over 15% and up to and including 20%					
4) Over 20% and up to and including 30%					
5) Over 30%					

**5.1b** Summary of position within the FSM group for Standardised Score in each NCY

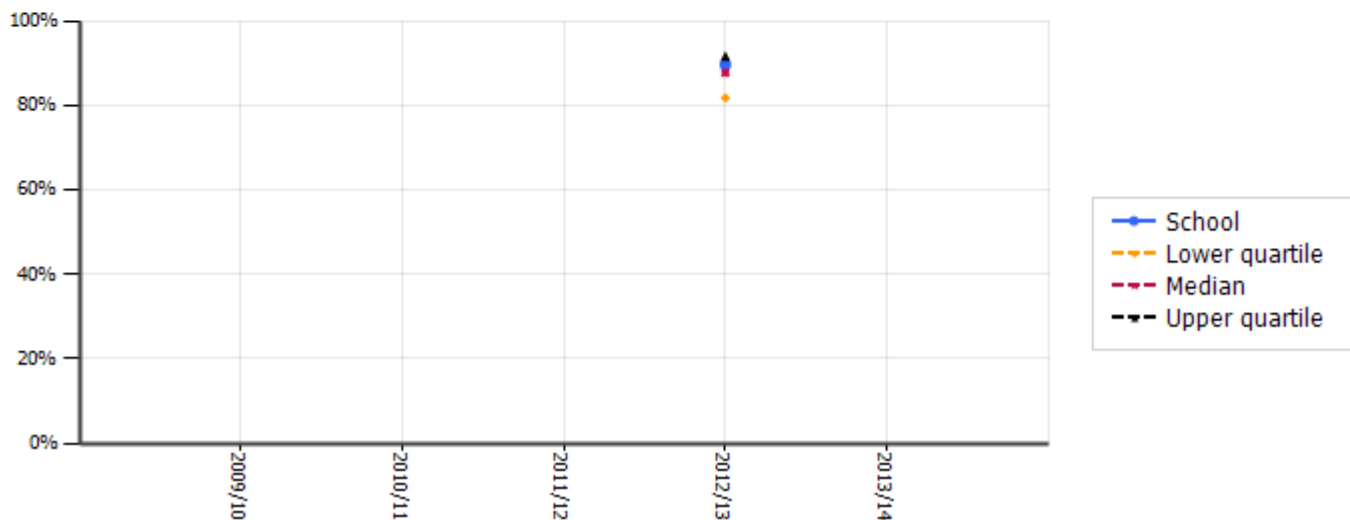
Title	2009/10	2010/11	2011/12	2012/13	2013/14
NCY 7 $\geq 85$					2
NCY 7 $>115$					3
NCY 8 $\geq 85$					
NCY 8 $>115$					
NCY 9 $\geq 85$					
NCY 9 $>115$					

## Section 5 - Benchmarking

### Position within FSM benchmark group - NCY7

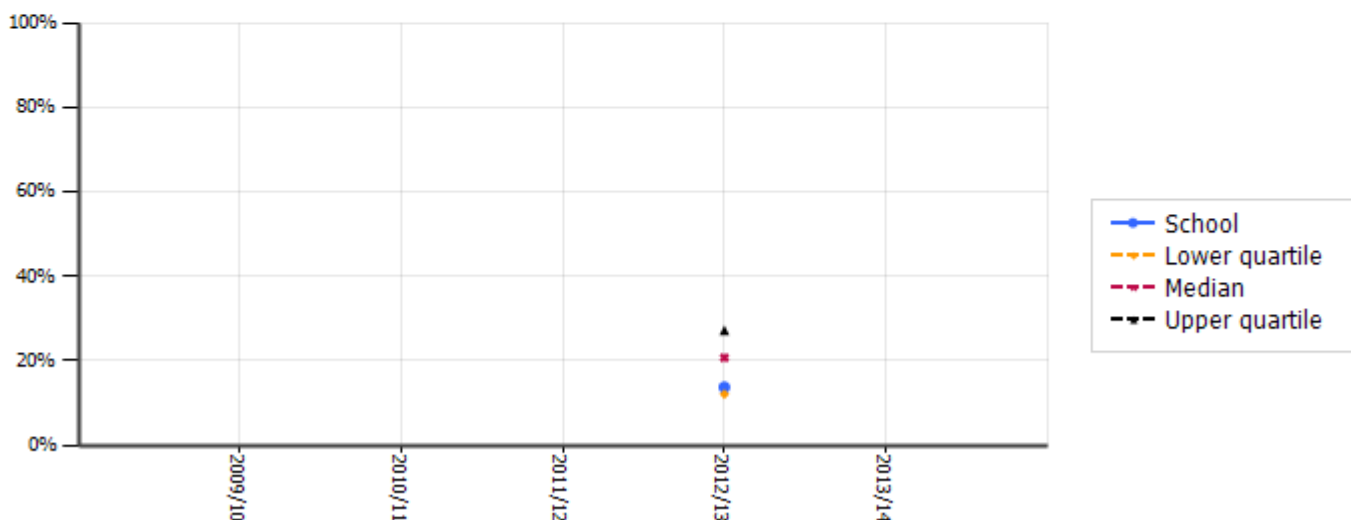
#### 5.2a % pupils achieving $\geq 85$

Title	2009/10	2010/11	2011/12	2012/13	2013/14
Highest quarter					
Higher middle quarter				89.68	
Lower middle quarter					
Lowest quarter					



#### 5.2b % pupils achieving $>115$

Title	2009/10	2010/11	2011/12	2012/13	2013/14
Highest quarter					
Higher middle quarter					
Lower middle quarter				13.79	
Lowest quarter					

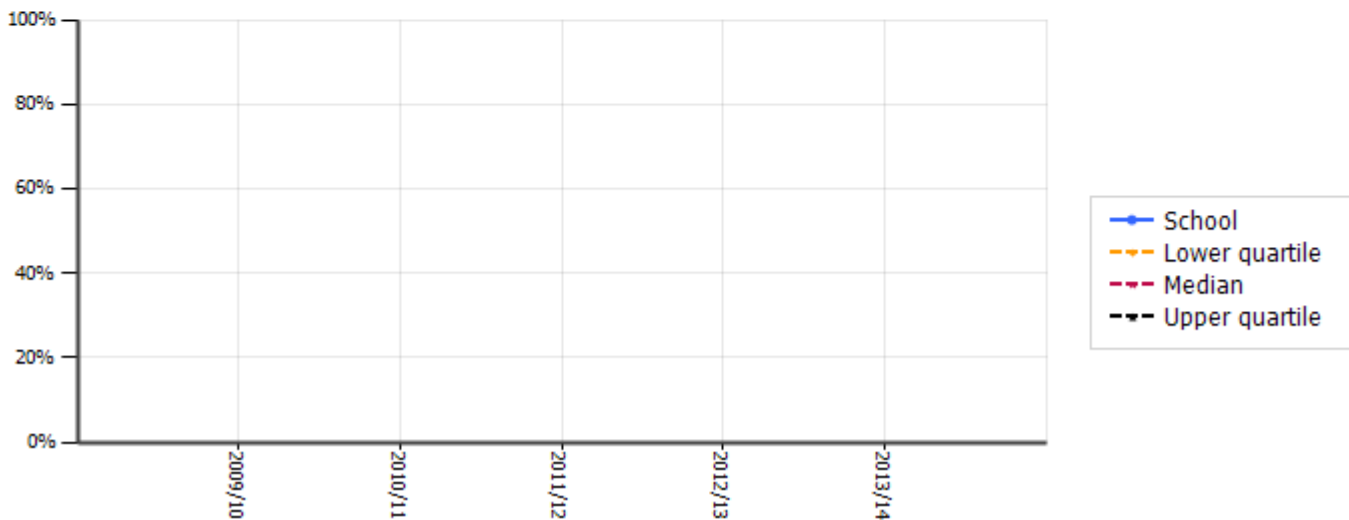


## Section 5 - Benchmarking

### Position within FSM benchmark group - NCY8

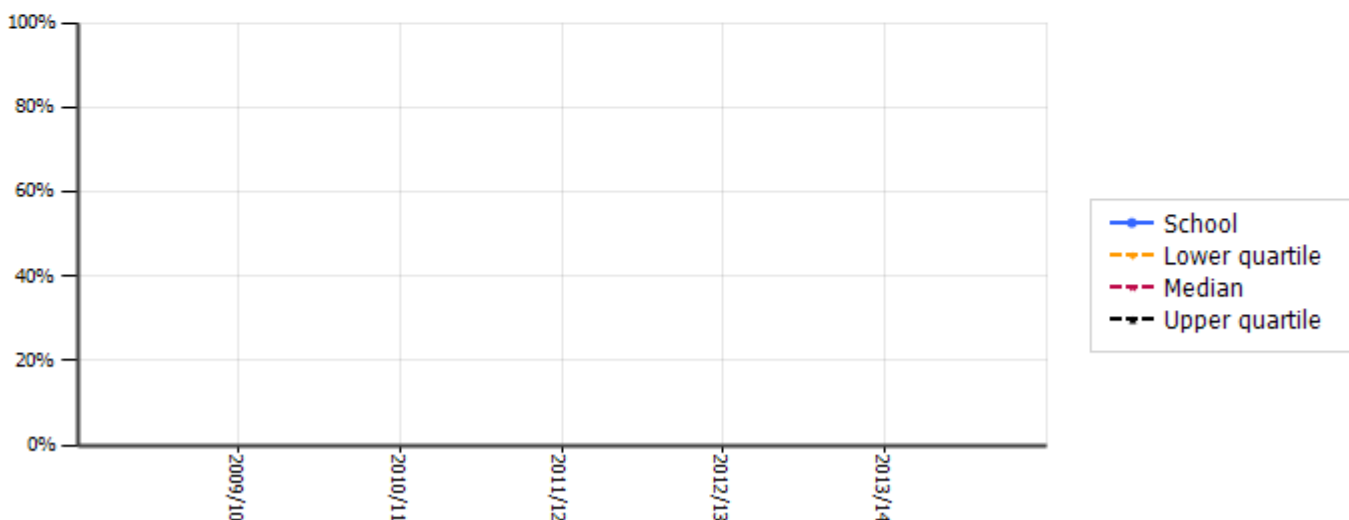
#### 5.3a % pupils achieving $\geq 85$

Title	2009/10	2010/11	2011/12	2012/13	2013/14
Highest quarter					
Higher middle quarter					
Lower middle quarter					
Lowest quarter					



#### 5.3b % pupils achieving $>115$

Title	2009/10	2010/11	2011/12	2012/13	2013/14
Highest quarter					
Higher middle quarter					
Lower middle quarter					
Lowest quarter					



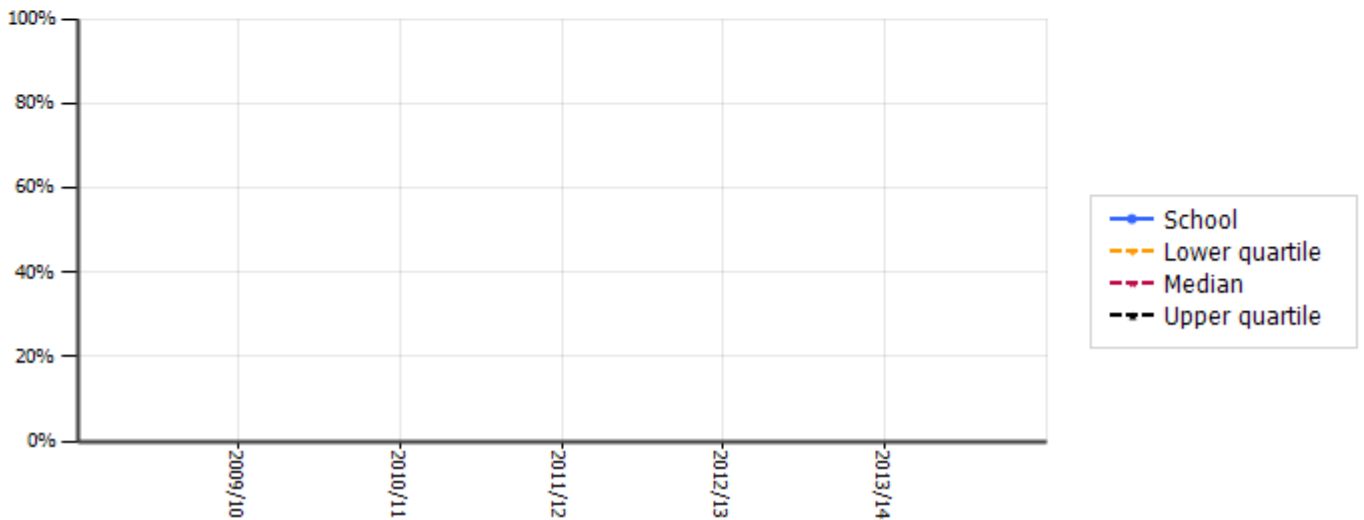


**Section 5 - Benchmarking**

**Position within FSM benchmark group - NCY9**

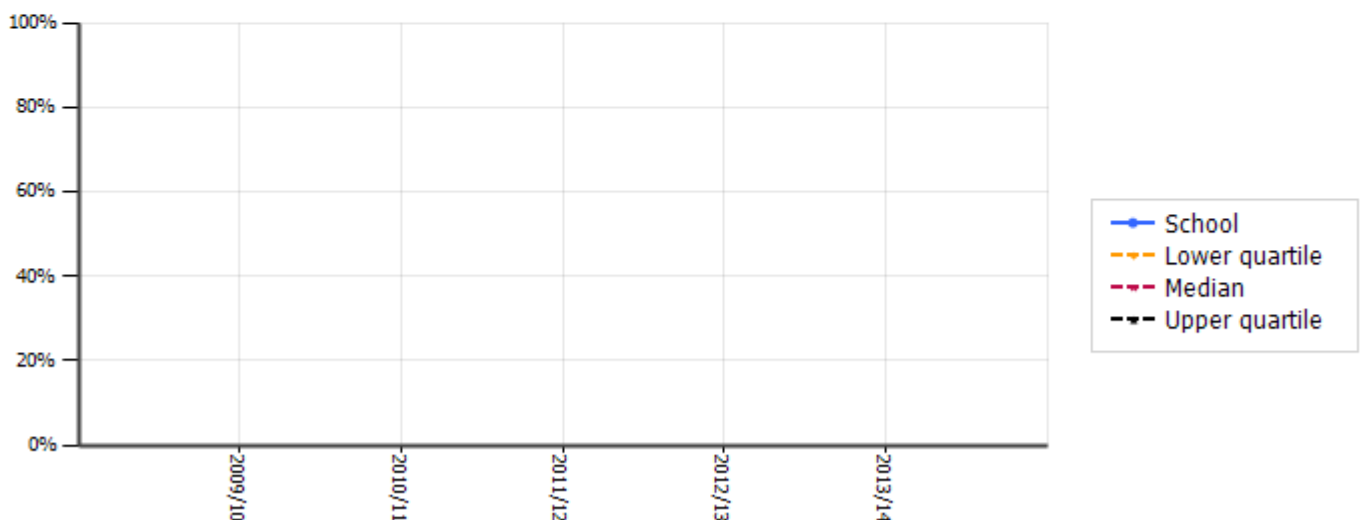
**5.4a** % pupils achieving  $\geq 85$

Title	2009/10	2010/11	2011/12	2012/13	2013/14
Highest quarter					
Higher middle quarter					
Lower middle quarter					
Lowest quarter					



**5.4b** % pupils achieving  $>115$

Title	2009/10	2010/11	2011/12	2012/13	2013/14
Highest quarter					
Higher middle quarter					
Lower middle quarter					
Lowest quarter					



Cefndir: nifer o ddisgyblion blwyddyn 6 ym mhob casgliad data/cyfrifiad  
 Background: number of year 6 pupils in each collection/census

	2009			2010			2011		
	PLASC	KS2	Matched	PLASC	KS2	Matched	PLASC	KS2	Matched
Gwynedd Year 6	1319	1309	1304	1277	1278	1272	1277	1274	1271

Y gwaelodlin "Matched" gaiff ei ddefnyddio yn y gweddill o'r cyfrifo  
 The "Matched" values will be used as baselines for the remained of the calculations.

Please advise:- how many years has data been collected on whether the pupils assessed in KS2 speak Welsh at home, or not?  
 >5 years

Looking at Key Stage 2 assessments in Gwynedd in each of the following years if the above language determination has been made:- **2009, 2010, 2011**:-

How many pupils were assessed in Gwynedd primary schools?

	2009	2010	2011
Gwynedd KS2 matched	1304	1272	1271

How many 'speak Welsh at home' (Cymraeg) and how many 'did not speak Welsh at home' (Dim Cymraeg)?

	Cymraeg	Dim Cymraeg
2009	866	438
2010	878	394
2011	825	446

Looking at the above two groups separately:-

How many in each group attained:- (i) below level 4, (ii) level 4 or higher, (iii) level 5 or higher in the following subjects separately:-

Welsh L1 We  
 English En  
 Maths Ma  
 Science Sc

	Cymraeg												Dim Cymraeg											
	We<4	We4	We5+	En<4	En4	En5+	Ma<4	Ma4	Ma5+	Sc<4	Sc4	Sc5+	We<4	We4	We5+	En<4	En4	En5+	Ma<4	Ma4	Ma5+	Sc<4	Sc4	Sc5+
2009	92	495	279	124	507	235	112	475	279	95	505	266	137	229	72	72	218	148	84	209	145	58	237	143
2010	86	474	318	100	490	288	107	481	290	75	500	303	123	233	38	70	197	127	68	216	110	51	238	105
2011	91	416	318	107	423	295	115	418	292	86	437	302	134	247	65	77	226	143	68	233	145	63	246	137

### Key stage 2 level assessments for Welsh medium primary schools

	2012		2013		
	No Welsh at home	Wels at Home	No Welsh at home	Wels at Home	
Welsh L1	Below level4 <sup>2</sup>	115	72	77	68
	Level4 and above	262	773	291	682
	Level5 and above	46	309	62	295
	All levels	377	845	368	750
English	Below level4 <sup>2</sup>	74	91	49	79
	Level4 and above	303	754	319	671
	Level5 and above	116	286	125	268
	All levels	377	845	368	750
Maths	Below level4 <sup>2</sup>	70	67	47	77
	Level4 and above	307	778	321	673

Maths	Level5 and above	110	302	121	288
	All levels	377	845	368	750
Science	Below level4 <sup>2</sup>	51	50	40	54
	Level4 and above	326	795	328	696
	Level5 and above	105	306	120	273
	All levels	377	845	368	750

---

- 1) Includes Welsh medium primary schools only (including dual stream)  
2) Includes pupils recorded as 'D' (Disapplied) and 'N' (not assessed for

How many 'speak Welsh at home' (Cymraeg) and how many 'did not speak Welsh at home' (Dim Cymraeg)?

	Cymraeg	Dim Cymraeg	TOTAL	% DIM CYMRAEG
2009	866	438	1304	34
2010	878	394	1272	31
2011	825	446	1271	35
2012	845	377	1222	31
2013	750	368	1118	33
	4164	2023	6187	163
AVERAGE	833	405	1237	33

	Cymraeg												Dim Cymraeg											
	We<4	We4	We5+	En<4	En4	En5+	Ma<4	Ma4	Ma5+	Sc<4	Sc4	Sc5+	We<4	We4	We5+	En<4	En4	En5+	Ma<4	Ma4	Ma5+	Sc<4	Sc4	Sc5+
2009	92	495	279	124	507	235	112	475	279	95	505	266	137	229	72	72	218	148	84	209	145	58	237	143
2010	86	474	318	100	490	288	107	481	290	75	500	303	123	233	38	70	197	127	68	216	110	51	238	105
2011	91	416	318	107	423	295	115	418	292	86	437	302	134	247	65	77	226	143	68	233	145	63	246	137

LESS THAN LEVEL4	2009				2010				2011					
	CYMRAEG %	DIM CYM. %			CYMRAEG %	DIM CYM. %			CYMRAEG %	DIM CYM. %				
WELSH	92	11	137	31	WELSH	86	10	123	31	WELSH	91	11	134	30
ENG	124	14	72	16	ENG	100	11	70	18	ENG	107	13	77	17
MATHS	112	13	84	19	MATHS	107	12	68	17	MATHS	115	14	68	15
SCIENCE	95	11	58	13	SCIENCE	75	9	51	13	SCIENCE	86	10	63	14
TOTAL COHORT	866		438			878		394			825		446	

LESS THAN LEVEL4	2012				2013				
	CYMRAEG %	DIM CYM. %			CYMRAEG %	DIM CYM. %			
WELSH	72	9	115	31	WELSH	68	9	77	21
ENG	91	11	74	20	ENG	79	11	49	13
MATHS	67	8	70	19	MATHS	77	10	47	13
SCIENCE	50	6	51	14	SCIENCE	54	7	40	11
TOTAL COHORT	845		377			750		368	

CYMRAEG 5 YEAR AVERAGE <LEVEL4	2009					2010					2011														
	2009	2010	2011	2012	2013	AVERAGE	AVERAGE	2009	2010	2011	2012	2013	AVERAGE	AVERAGE	2009	2010	2011	2012	2013						
WELSH	11	10	11	9	9	10	28.8	31	31	30	31	21	WELSH	11	10	11	9	9	10	28.8	31	31	30	31	21
ENG	14	11	13	11	11	12	16.8	16	18	17	20	13	ENG	14	11	13	11	11	12	16.8	16	18	17	20	13
MATHS	13	12	14	8	10	11.4	16.6	19	17	15	19	13	MATHS	13	12	14	8	10	11.4	16.6	19	17	15	19	13
SCIENCE	11	9	10	6	7	8.6	13	13	13	14	14	11	SCIENCE	11	9	10	6	7	8.6	13	13	13	14	14	11
								16	16	15	18	12													

	Cymraeg												Dim Cymraeg											
	We<4	We4	We5+	En<4	En4	En5+	Ma<4	Ma4	Ma5+	Sc<4	Sc4	Sc5+	We<4	We4	We5+	En<4	En4	En5+	Ma<4	Ma4	Ma5+	Sc<4	Sc4	Sc5+
2009	92	495	279	124	507	235	112	475	279	95	505	266	137	229	72	72	218	148	84	209	145	58	237	143
2010	86	474	318	100	490	288	107	481	290	75	500	303	123	233	38	70	197	127	68	216	110	51	238	105
2011	91	416	318	107	423	295	115	418	292	86	437	302	134	247	65	77	226	143	68	233	145	63	246	137

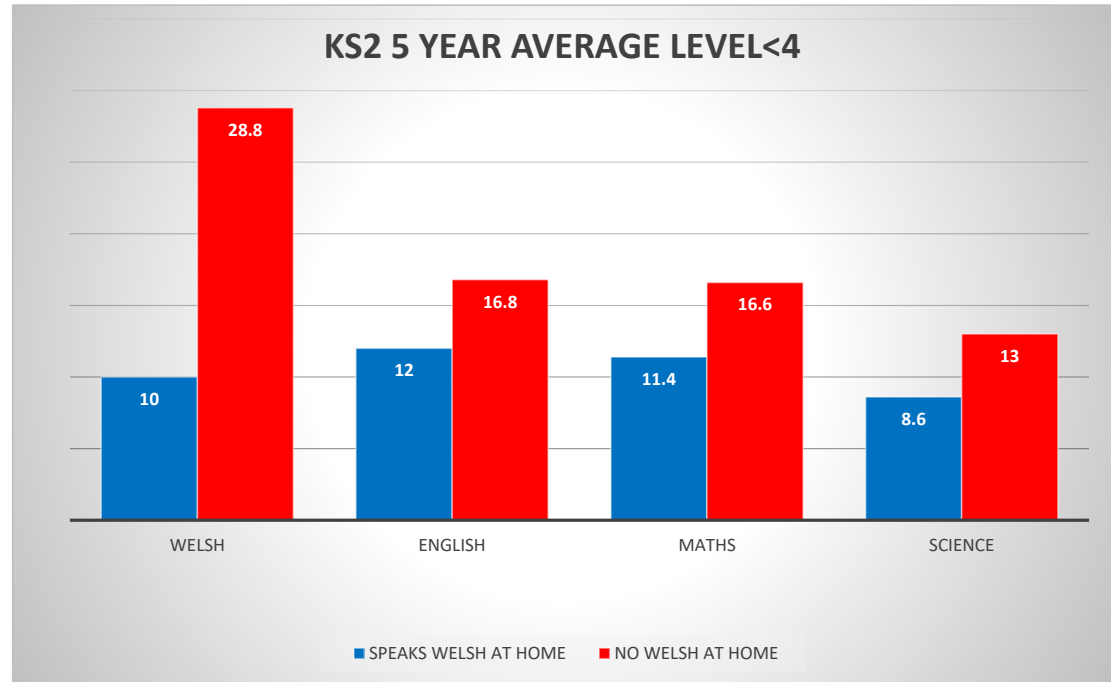
MORE THAN LEVEL 5	2009				2010				2011					
	CYMRAEG %	DIM CYM. %			CYMRAEG %	DIM CYM. %			CYMRAEG %	DIM CYM. %				
WELSH	279	32	72	16	WELSH	318	36	38	10	WELSH	318	39	65	15
ENG	235	27	148	34	ENG	288	33	127	32	ENG	295	36	143	32
MATHS	279	32	145	33	MATHS	290	33	110	28	MATHS	292	35	145	33
SCIENCE	266	31	143	33	SCIENCE	303	35	105	27	SCIENCE	302	37	137	31
TOTAL COHORT	866		438			878		394			825		446	

MORE THAN LEVEL 5	2012				2013				
	CYMRAEG %	DIM CYM. %			CYMRAEG %	DIM CYM. %			
WELSH	309	37	46	12	WELSH	295	39	62	17
ENG	286	34	116	31	ENG	268	36	125	34
MATHS	302	36	110	29	MATHS	288	38	121	33
SCIENCE	306	36	105	28	SCIENCE	273	36	120	33
TOTAL COHORT	845		377			750		368	

5 YEAR AVERAGE LEVELS +	CYMRAEG					GCSE		DIM CYM.					
	2009	2010	2011	2012	2013 AVERAGE	AVERAGE	2014	2015	2016	2017	2018		
WELSH	32.22	36.22	38.55	36.57	39.33	36.58	13.94	16.44	9.64	14.57	12.20	16.85	WELSH
ENG	27.14	32.80	35.76	33.85	35.73	33.06	32.56	33.79	32.23	32.06	30.77	33.97	ENG
MATHS	32.22	33.03	35.39	35.74	38.40	34.96	31.12	33.11	27.92	32.51	29.18	32.88	MATHS
SCIENCE	30.72	34.51	36.61	36.21	36.40	34.89	30.10	32.65	26.65	30.72	27.85	32.61	SCIENCE
								33.18	28.93	31.76	29.27	33.15	CSI

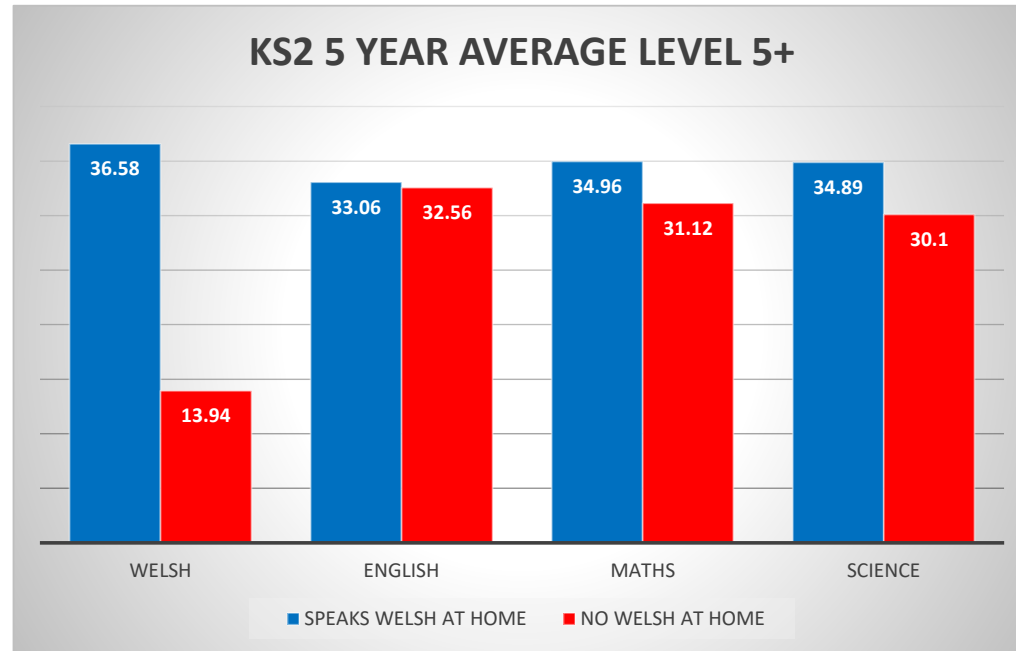
KS2 5 YEAR AVERAGE LEVEL < 4

	WELSH	ENGLISH	MATHS	SCIENCE
SPEAKS WELSH AT HOME	10	12	11.4	8.6
NO WELSH AT HOME	28.8	16.8	16.6	13



KS2 5 YEAR AVERAGE LEVEL 5+

	WELSH	ENGLISH	MATHS	SCIENCE
SPEAKS WELSH AT HOME	36.58	33.06	34.96	34.89
NO WELSH AT HOME	13.94	32.56	31.12	30.1



**Key stage 3 level assessments for Welsh secondary schools, by pupils speak Welsh at home indicator and FSM eligibility, 2012 and 2013**

		2012				2013			
		No Welsh at Home		Speak Welsh at Home		No Welsh at Home		Speak Welsh at Home	
		Eligible for FSM	Not eligible for FSM	Eligible for FSM	Not eligible for FSM	Eligible for FSM	Not eligible for FSM	Eligible for FSM	Not eligible for FSM
Welsh L1	Below level5 <sup>1</sup>	118	414	73	289	105	318	51	215
	Level5 and above	194	1,919	131	2,590	229	2074	170	2463
	Level6 and above	38	774	37	1,523	41	918	63	1560
	Level7 and above	3	97	3	463	5	163	7	524
	All levels	312	2,333	204	2,879	334	2392	221	2678
English	Below level5 <sup>1</sup>	94	286	69	303	86	224	49	230
	Level5 and above	218	2,047	135	2,576	248	2168	172	2448
	Level6 and above	71	1,066	42	1,433	66	1239	73	1524
	Level7 and above	19	297	3	422	9	386	10	538
	All levels	312	2,333	204	2,879	334	2392	221	2678
Maths	Below level5 <sup>1</sup>	89	301	59	275	103	254	52	204
	Level5 and above	223	2,032	145	2,604	231	2138	169	2474
	Level6 and above	81	1,224	63	1,746	96	1395	80	1768
	Level7 and above	27	467	18	778	23	540	21	814
	All levels	312	2,333	204	2,879	334	2392	221	2678
Science	Below level5 <sup>1</sup>	84	233	53	213	62	160	46	136
	Level5 and above	228	2,100	151	2,666	272	2232	175	2542
	Level6 and above	67	1,142	60	1,656	89	1330	73	1710
	Level7 and above	18	340	5	512	12	399	10	634
	All levels	312	2,333	204	2,879	334	2392	221	2678

1) Includes pupils recorded as 'D' (Disapplied) and 'N' (not assessed for other reasons).



		2012													
		No Welsh at Home					Speak Welsh at Home								
		FSM			NON FSM %	ALL NO WELSH AT HOME	NO WELSH %	PERCENTAGE ELIGIBLE FOR FSMS	FSM			NON FSM %	ALL SPEAKS AT HOME	SPEAKS WELSH % ATTAINING	PERCENTAGE ELIGIBLE FOR FSMS
		Eligible for FSM	PERCENTA GE ATTAINING	Not eligible for FSM					Eligible for FSM	PERCENTA GE ATTAINING	Not eligible for FSM				
Welsh L1	Below level5 <sup>1</sup>	118	38	414	18	532	20		73	36	289	10	362	12	
	Level5 and above	194	62	1,919	82	2,113	80		131	64	2,590	90	2,721	88	
	Level6 and above	38	12	774	33	812	31		37	18	1,523	53	1,560	51	
	Level7 and above	3	1	97	4	100	4		3	1	463	16	466	15	
	All levels	312		2,333					204		2,879				
TOTAL					2,645			11.796				3,083			6.617
2013															
Welsh L1	Below level5 <sup>1</sup>	105	31	318	13	423	16		51	23	215	8	266	9	
	Level5 and above	229	69	2074	87	2303	84		170	77	2463	92	2633	91	
	Level6 and above	41	12	918	38	959	35		63	29	1560	58	1623	56	
	Level7 and above	5	1	163	7	168	6		7	3	524	20	531	18	
	All levels	334		2392					221		2678				
TOTAL					2726			12.252				2899			7.623
ALL PUPILS TOTAL 2012					5,728										
ALL PUPILS ELIGIBLE FOR FSMS					516										
ALL PUPILS FSM ELIGIBLE PERCENTAGE					9.01										
ALL PUPILS TOTAL 2013					5625										
ALL PUPILS ELIGIBLE FOR FSMS					555										
ALL PUPILS FSM ELIGIBLE PERCENTAGE					9.87										

1) Includes pupils recorded as 'D' (Disapplied) and 'N' (not assessed for other reasons).

2012 PERCENTAGE OF PUPILS WHO DO NOT SPEAK WELSH AT HOME ELIGIBLE FOR FREE SCHOOL MEALS IS 12%

2012 PERCENTAGE OF PUPILS WHO DO SPEAK WELSH AT HOME ELIGIBLE FOR FREE SCHOOL MEALS IS 7%

2013 PERCENTAGE OF PUPILS WHO DO NOT SPEAK WELSH AT HOME ELIGIBLE FOR FREE SCHOOL MEALS IS 12%

2013 PERCENTAGE OF PUPILS WHO DO SPEAK WELSH AT HOME ELIGIBLE FOR FREE SCHOOL MEALS IS 8%

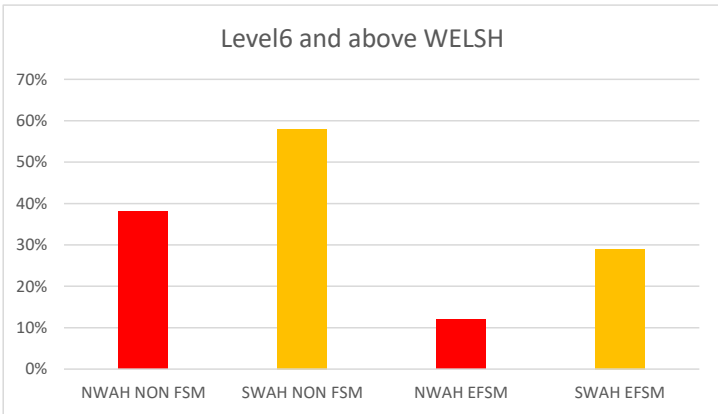
PERCENTAGE OF PUPILS WHO WERE ASSESSED IN WELSH L1 WHO SPOKE WELSH AT HOME 2012, 54%

PERCENTAGE OF PUPILS WHO WERE ASSESSED IN WELSH L1 WHO SPOKE WELSH AT HOME 2013, 52%

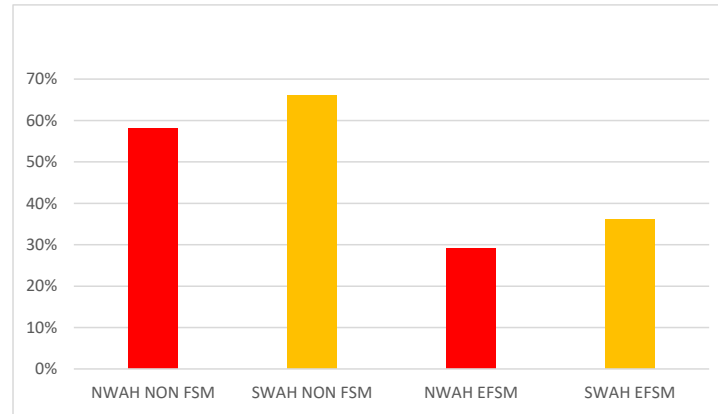
KS3 2013 WELSH LEVEL6+ SPEAKS WELSH/ DOES NOT SPEAK WELSH AT HOME.

**SWAH = SPEAKS WELSH AT HOME**  
**NWAH = DOES NOT SPEAK WELSH AT HOME.**

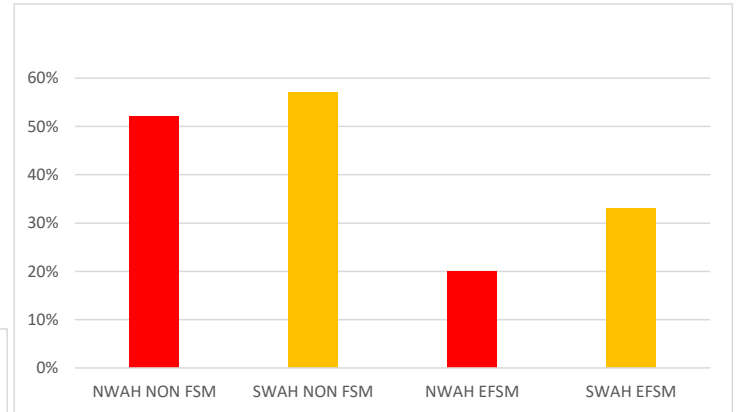
**Level6 and above WELSH**  
 NWAH NON FSM 38%  
 SWAH NON FSM 58%  
 NWAH EFSM 12%  
 SWAH EFSM 29%



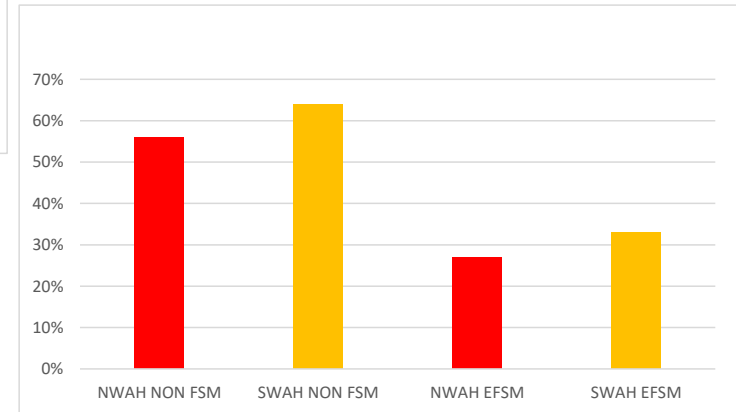
**level6 and above MATHS**  
 NWAH NON FSM 58%  
 SWAH NON FSM 66%  
 NWAH EFSM 29%  
 SWAH EFSM 36%



**level6 and above ENGLISH**  
 NWAH NON FSM 52%  
 SWAH NON FSM 57%  
 NWAH EFSM 20%  
 SWAH EFSM 33%



**level6 and above SCIENCE**  
 NWAH NON FSM 56%  
 SWAH NON FSM 64%  
 NWAH EFSM 27%  
 SWAH EFSM 33%



Key stage 3 level assessments for Welsh secondary schools, by pupils speak Welsh at home indicator and FSM eligibility, 2012 and 2013

		2012								2013							
		No Welsh at Home				Speak Welsh at Home				No Welsh at Home				Speak Welsh at Home			
		Eligible for FSM		Not eligible for FSM		Eligible for FSM		Not eligible for FSM		Eligible for FSM		Not eligible for FSM		Eligible for FSM		Not eligible for FSM	
		%< level5		%< level5		%< level5		%< level5		%< level5		%< level5		%< level5		%< level5	
Welsh L1	Below level51	118	37.8	414	17.7	73	35.8	289	10.0	105	31.4	318	13.3	51	23.1	215	8.0
	All levels	312		2,333		204		2,879		334		2,392		221		2,678	
English	Below level51	94	30.1	286	12.3	69	33.8	303	10.5	86	25.7	224	9.4	49	22.2	230	8.6
	All levels	312		2,333		204		2,879		334		2,392		221		2,678	
Maths	Below level51	89	28.5	301	12.9	59	28.9	275	9.6	103	30.8	254	10.6	52	23.5	204	7.6
	All levels	312		2,333		204		2,879		334		2,392		221		2,678	
Science	Below level51	84	26.9	233	10.0	53	26.0	213	7.4	62	18.6	160	6.7	46	20.8	136	5.1
	All levels	312		2,333		204		2,879		334		2,392		221		2,678	

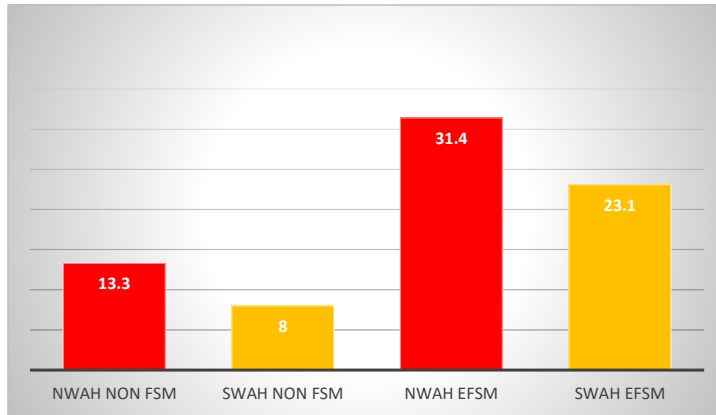
KS3 2013 WELSH < LEVEL 5 SPEAKS WELSH/ DOES NOT SPEAK WELSH AT HOME

SWAH = SPEAKS WELSH AT HOME

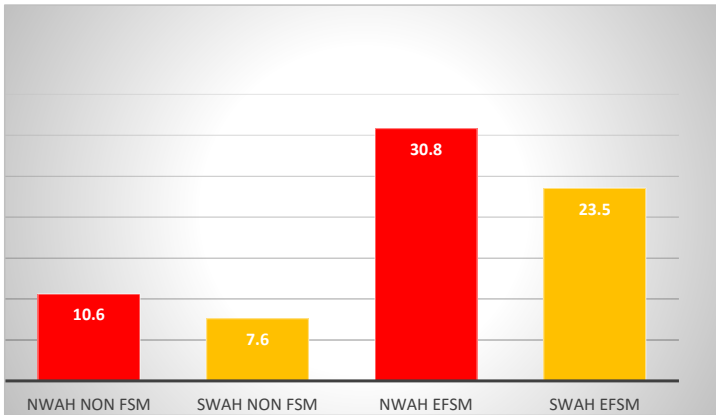
NWAH = DOES NOT SPEAK WELSH AT HOME.

	No Welsh at Home		Speak Welsh at Home	
	Eligible for FSM %< level5	Not eligible for FSM %< level5	Eligible for FSM %< level5	Not eligible for FSM %< level5
WELSH	31.4	13.3	23.1	8.0
ENGLISH	25.7	9.4	22.2	8.6
MATHS	30.8	10.6	23.5	7.6
SCIENCE	18.6	6.7	20.8	5.1

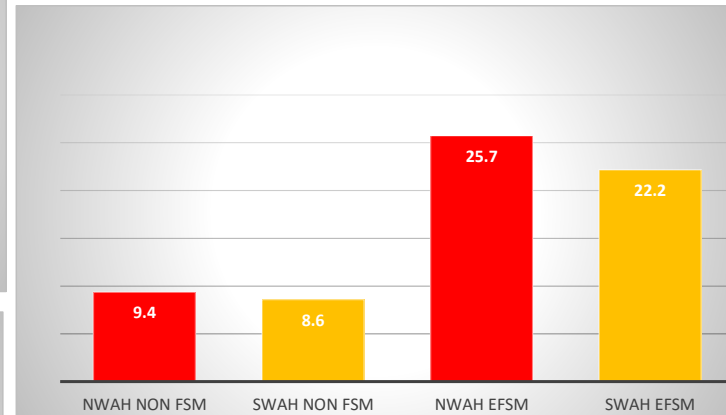
WELSH  
NWAH NON FSM 13.3  
SWAH NON FSM 8  
NWAH EFSM 31.4  
SWAH EFSM 23.1




MATHS  
NWAH NON FSM 10.6  
SWAH NON FSM 7.6  
NWAH EFSM 30.8  
SWAH EFSM 23.5

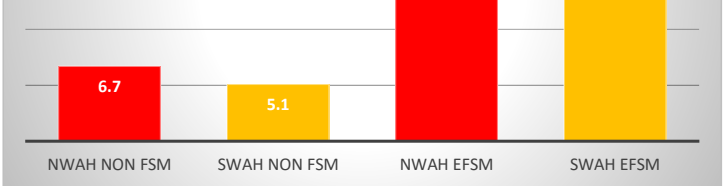


ENGLISH  
NWAH NON FSM 9.4  
SWAH NON FSM 8.6  
NWAH EFSM 25.7  
SWAH EFSM 22.2



SCIENCE  
NWAH NON FSM 6.7  
SWAH NON FSM 5.1  
NWAH EFSM 18.6  
SWAH EFSM 20.8







2012

		No Welsh at Home					Speak Welsh at Home						
		FSM			NON FSM	ALL NO	NO WELSH	FSM			NON FSM	ALL	SPEAKS
		PERCENTA			%	WELSH AT	%	PERCENTA			%	SPEAKS AT	WELSH %
		Eligible for	GE	Not eligible	ATTAINING	HOME	ATTAINING	Eligible for	GE	for FSM	ATTAINING	HOME	ATTAINING
		FSM	ATTAINING	for FSM				FSM	ATTAINING				
	2012												
	Below level5 <sup>1</sup>	89	29	301	13	390	15	59	29	275	10	334	11
Maths	Level5 and above	223	71	2,032	87	2,255	85	145	71	2,604	90	2,749	89
	Level6 and above	81	26	1,224	52	1,305	49	63	31	1,746	61	1,809	59
	Level7 and above	27	9	467	20	494	19	18	9	778	27	796	26
	All levels	312		2,333		2,645		204		2,879		3,083	
	2013												
Maths	Below level5 <sup>1</sup>	103	31	254	11	357	13	52	24	204	8	256	9
	Level5 and above	231	69	2138	89	2369	87	169	76	2474	92	2643	91
	Level6 and above	96	29	1395	58	1491	55	80	36	1768	66	1848	64
	Level7 and above	23	7	540	23	563	21	21	10	814	30	835	29
	All levels	334		2392		2726		221		2678		2899	

		No Welsh at Home					Speak Welsh at Home						
		FSM			NON FSM	ALL NO	NO WELSH	FSM			NON FSM	ALL	SPEAKS
		PERCENTA			%	WELSH AT	%	PERCENTA			%	SPEAKS AT	WELSH %
		Eligible for	GE	Not eligible	ATTAINING	HOME	ATTAINING	Eligible for	GE	Not eligible	ATTAINING	HOME	ATTAINING
		FSM	ATTAINING	for FSM	ATTAINING	HOME	ATTAINING	FSM	ATTAINING	for FSM	ATTAINING	HOME	ATTAINING
2012													
	Below level5 <sup>1</sup>	84	27	233	10	317	12	53	26	213	7	266	9
Science	Level5 and above	228	73	2,100	90	2,328	88	151	74	2,666	93	2,817	91
	Level6 and above	67	21	1,142	49	1,209	46	60	29	1,656	58	1,716	56
	Level7 and above	18	6	340	15	358	14	5	2	512	18	517	17
	All levels	312		2,333		2,645		204		2,879		3,083	
2013													
	Below level5 <sup>1</sup>	62	19	160	7	222	8	46	21	136	5	182	6
Science	Level5 and above	272	81	2232	93	2504	92	175	79	2542	95	2717	94
	Level6 and above	89	27	1330	56	1419	52	73	33	1710	64	1783	62
	Level7 and above	12	4	399	17	411	15	10	5	634	24	644	22
	All levels	334		2392		2726		221		2678		2899	